



Koninklijk Nederlands  
Meteorologisch Instituut  
*Ministerie van Verkeer en Waterstaat*

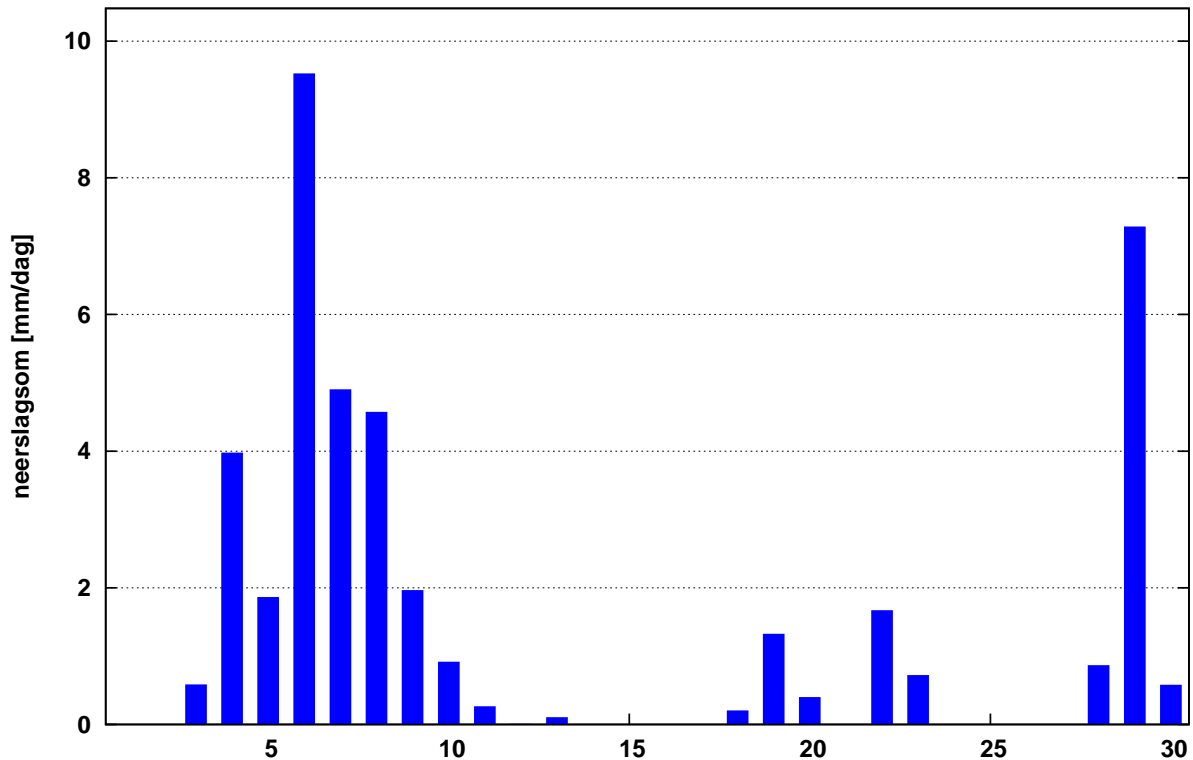
# Maandoverzicht neerslag en verdamping in Nederland

april 2004



Landelijk gemiddelde dagelijkse neerslagsom april 2004 (gebaseerd op 324 stations)

Maandsom: 42 mm    Normaal: 44 mm



In het Maandoverzicht neerslag en verdamping in Nederland (MONV) zijn dagelijkse gegevens van neerslag, verdamping, potentieel neerslagoverschot en sneeuwdagen opgenomen. Daarnaast worden decade- en maandwaarden vermeld. De metingen worden verricht op ca. 325 KNMI-neerslagstations en 25 KNMI meteorologische stations, alwaar uit metingen van temperatuur en straling de referentie-gewasverdamping wordt berekend. Het MONV is ruim 75 jaar uitgegeven als KNMI-periodiek en wordt sinds 2009 verspreid via internet (<http://www.knmi.nl/klimatologie/monv>).

**KNMI**  
Klimaatdata en -advies  
Postbus 201  
3730 AE De Bilt  
e-mail: [Klimaatdesk@knmi.nl](mailto:Klimaatdesk@knmi.nl)











APRIL 2004

NEERSLAG 8-8 UUR (MM)

DISTRICT 8				DISTRICT 9																
NR	593	595	596	588	645	663	666	667	669	673	674	678	679	680	682	683	684	686	688	
DAG	LAREN	SOEST	EEMNES	HENGE LO (GLD)LOCHEM	WIN TERS WIJK	DOETIN CHEM	BOR CULO	GEN DRIN GEN	REKKENALMEN	HERWEN	AAL TEN	MAR KELO	LICH TEN VOORDE	LIE VELDE	WOOLD	HUP SEL				
1	.	.	.	.	.	.	.	.	.	.	.	.	.	.	.	.	.	.	.	.
2	.	.	.	.	.	.	.	.	.	.	.	.	.	.	.	.	.	.	.	.
3	0.5	0.2	0.4	.	.	.	.	.	.	0.1	0.1	.	.	0.1	.	.	.	.	0.1	
4	4.4	5.4	4.5	4.2	2.5	3.6	2.0	3.3	3.5	2.1	2.0	3.3	3.3	3.0	1.6	4.4	4.5	4.4	2.2	
5	3.0	2.6	3.3	1.1	.	0.8	0.2	1.4	3.5	0.8	0.2	0.4	1.1	0.6	1.2	1.5	2.0	0.7	0.4	
6	10.0	8.2	9.2	10.2	9.0	9.2	11.5	8.1	9.2	11.4	10.9	9.7	5.9	14.0	10.7	9.5	9.6	13.3	8.9	
7	4.4	4.1	4.2	1.4	6.0	13.4	8.7	5.0	15.8	2.1	8.3	10.5	9.9	9.5	13.1	11.7	7.1	13.1	14.1	
8	6.3	5.2	8.0	3.4	4.6	5.6	6.8	2.5	8.2	2.1	5.5	7.8	5.8	3.0	6.5	6.2	8.7	9.7	7.4	
9	4.9	3.9	5.0	1.4	2.6	1.5	3.0	7.3	2.3	1.3	0.4	0.4	4.4	2.7	0.4	0.7	0.6	0.9	1.5	
10	1.0	1.2	1.2	0.1	.	0.5	.	.	0.2	.	0.3	0.2	.	.	0.5	.	.	.	0.1	
11	0.5	0.6	1.4	.	0.3	.	0.4	.	0.2	.	0.2	0.1	0.2	0.3	0.4	.	0.2	0.6	0.1	
12	.	.	.	.	.	.	.	.	.	.	.	0.2	.	.	.	.	.	.	.	
13	.	.	1.1	.	.	0.4	0.4	.	0.1	.	0.2	.	0.3	0.5	.	0.2	0.3	0.3	0.2	
14	.	.	.	.	.	.	.	.	.	.	.	.	.	.	.	.	.	.	.	
15	.	.	.	.	.	.	.	.	.	.	.	.	.	.	.	.	.	.	.	
16	.	.	.	.	.	.	.	.	.	.	.	.	.	.	.	.	.	.	.	
17	.	.	.	.	.	.	.	.	.	.	.	.	.	.	.	.	.	.	.	
18	0.1	0.5	0.1	.	.	.	.	.	.	.	.	.	.	.	.	.	.	.	.	
19	1.9	1.2	0.9	0.3	.	0.4	0.8	0.9	0.5	0.5	0.3	0.5	1.2	0.4	0.5	0.3	0.5	0.8	0.1	
20	0.5	1.5	1.4	0.1	.	.	.	.	.	.	0.5	.	0.9	.	.	.	0.3	0.3	.	
21	.	.	.	.	.	.	.	.	.	.	.	.	.	.	.	.	.	.	.	
22	1.5	2.1	1.7	.	.	0.3	.	.	.	.	.	.	.	.	.	.	.	0.3	.	
23	.	.	.	1.3	0.7	0.6	3.7	1.1	1.6	3.6	4.1	0.6	1.2	3.9	0.4	4.8	4.8	3.4	4.1	
24	.	.	.	.	.	.	.	.	.	.	.	.	.	.	.	.	.	.	.	
25	.	.	.	.	.	.	.	.	.	.	.	.	.	.	.	.	.	.	.	
26	.	.	.	.	.	.	.	.	.	.	.	.	.	.	.	.	.	.	.	
27	.	.	.	.	.	.	.	.	.	.	.	.	.	.	.	.	.	.	.	
28	6.0	7.3	10.0	0.6	4.0	10.2	8.4	4.7	8.3	4.3	9.5	5.6	1.9	7.4	5.1	15.0	6.3	11.5	7.7	
29	.	.	.	0.5	.	.	.	.	0.3	0.3	0.3	0.2	.	.	.	.	.	.	.	
30	.	0.4	.	.	.	.	.	.	.	.	.	.	.	.	.	.	.	.	.	
I NORM	34.5	30.8	35.8	21.8	24.7	34.6	32.2	27.6	42.7	19.9	27.7	32.3	30.4	32.9	34.0	34.1	32.5	42.1	34.7	
II NORM	3.0	3.8	4.9	0.4	0.3	0.8	1.6	0.9	0.8	0.5	1.2	0.8	2.6	1.2	0.9	0.5	1.0	2.0	0.4	
III NORM	7.5	9.8	11.7	2.4	4.7	11.1	12.1	5.8	10.2	8.2	13.9	6.4	3.1	11.3	5.5	19.8	11.1	15.2	11.8	
MND NORM	45.0	44.4	52.4	24.6	29.7	46.5	45.9	34.3	53.7	28.6	42.8	39.5	36.1	45.4	40.4	54.4	44.6	59.3	46.9	
				46.0	44.2	47.0	45.5	45.7	40.8	44.7	44.3	44.5	46.6	46.4	45.5					
DISTRICT 10																DISTRICT 11				
NR	434	459	465	539	549	562	569	584	589	830	835	836	840	910	917	446	447	462	471	705
DAG	GROOT AMMERS	DORD RECHT	OD AL BLAS	NIJ MEGEN	CULEM BORG	TIEL	HEU MEN	GELDER MALSSEN	ZET TEN	HER WIJNEN	ANDEL	GORIN CHEM	NIEU WEN DIJK	AMMER ZODEN	ZALT BOMMEL	GOEDE REEDE	DEN BOMMEL	DIRKS LAND	OD DORP POLDER	BRES KENS
1	.	.	.	.	.	.	.	.	.	.	.	.	.	.	.	.	.	.	.	0.2
2	.	.	.	.	.	.	.	.	.	.	.	.	.	.	.	.	.	.	.	.
3	1.2	0.6	0.9	.	0.5	0.1	0.1	0.2	0.2	0.4	0.5	0.3	0.5	0.2	.	1.6	0.6	0.7	1.6	1.6
4	3.5	2.7	1.7	2.7	2.9	4.2	1.8	3.4	1.5	3.4	4.6	3.5	4.0	3.2	2.2	3.9	2.7	3.2	4.7	3.0
5	0.1	0.1	0.1	0.8	.	0.2	1.1	0.3	0.2	.	.	.	0.1	.	.	.	0.2	.	.	0.4
6	11.4	10.7	13.3	9.2	7.7	8.3	13.5	13.4	9.7	11.3	14.4	11.8	11.8	12.1	11.3	5.9	6.5	5.5	5.0	2.2
7	3.0	9.4	2.9	5.8	3.8	5.2	7.5	6.0	5.4	4.2	3.7	3.0	3.2	3.4	2.5	1.9	3.8	2.7	3.1	1.9
8	3.0	5.3	4.2	3.3	4.3	7.1	3.1	9.3	5.6	3.9	3.6	3.5	1.4	3.7	6.4	1.1	1.6	0.2	3.3	2.2
9	2.4	4.3	3.4	2.3	3.7	6.1	2.2	5.5	4.3	3.7	4.7	4.7	2.9	5.3	4.5	0.5	1.3	0.4	1.3	0.3
10	0.2	.	0.2	.	0.5	0.2	.	0.3	.	0.2	0.2	0.1	.	0.2	.	0.5	0.1	0.5	0.9	0.2
11	0.2	.	.	0.2	0.1	0.1	0.3	0.1	0.4	.	0.2	0.4	0.3	0.1	.	.	0.4	.	.	.
12	.	.	.	.	.	.	.	.	.	.	.	.	0.2	.	.	.	.	.	.	.
13	.	0.2	0.1	.	0.1	.	.	.	.	0.1	0.2	.	.	.	.	.	0.6	0.3	.	.
14	.	.	0.1	.	.	.	.	.	.	.	.	.	.	.	.	.	.	.	.	.
15	.	.	.	.	.	.	.	.	.	.	.	.	.	.	.	.	.	.	.	.
16	.	.	.	.	.	.	.	.	.	.	.	.	.	.	.	.	.	.	.	.
17	.	.	.	.	.	.	.	.	.	.	.	.	.	.	.	.	.	.	.	.
18	0.1	.	.	.	0.8	0.4	.	0.6	.	0.7	0.4	0.5	0.3	0.7	0.7	0.1	.	0.1	.	.
19	1.0	2.1	2.1	1.2	0.9	0.5	1.4	0.5	0.9	0.6	0.5	0.6	0.8	0.8	0.7	2.1	2.3	2.8	1.3	4.1
20	.	.	0.1	0.4	0.6	0.1	.	.	.	.	.	.	0.4	.	.	0.8	.	0.3	0.5	0.4
21	.	.	.	.	.	.	.	.	.	.	.	.	.	.	.	.	.	.	.	.
22	2.4	3.2	3.2	0.2	2.3	0.9	.	1.5	0.9	2.6	2.9	3.2	4.3	0.7	0.4	1.9	2.4	1.1	1.9	2.7
23	.	.	.	2.0	.	.	1.8	.	.	.	.	.	.	.	.	.	.	.	.	.
24	.	.	.	.	.	.	.	.	.	.	.	.	.	.	.	.	.	.	.	.
25	.	.	.	.	.	.	.	.	.	.	.	.	.	.	.	.	.	.	.	.
26	.	.	.	.	.	.	.	.	.	.	.	.	.	.	.	.	.	.	.	.
27	.	.	.	.	.	.	.	.	.	.	.	.	.	.	.	.	.	.	.	.
28	5.5	.	9.0	0.5	1.0	0.1	0.3	2.7	.	3.0	1.6	4.5	2.0	4.9	1.8	0.7	.	0.4	0.6	0.2
29	6.1	.	6.2	3.7	3.5	12.5	4.2	4.8	3.8	5.1	14.4	12.1	4.5	9.1	8.0	13.2	9.5	24.8	11.2	3.2
30	0.6	.	0.1	4.5	0.3	.	1.6	0.2	2.5	0.7	0.5	0.5	0.7	0.6	0.3	0.7	.	0.2	0.6	0.1
I NORM	24.8	33.1	26.7	24.1	23.4	31.4	29.3	38.4	26.9	27.1	31.7	26.9	23.9	28.1	26.9	15.4	16.8	13.2	19.9	12.0
II NORM	1.3	2.3	2.4	1.8	2.5	1.1	1.7	1.2	1.3	1.4	1.3	1.5	2.0	1.6	1.4	3.0	3.3	3.5	1.8	4.5
III NORM	14.6	14.9	18.5	10.9	7.1	13.5	7.9	9.2	7.2	11.4	19.4	20.3	11.5	15.3	10.5	16.5	11.9	26.5	14.3	6.2
MND NORM	40.7	48.7	47.6	36.8	33.0	46.0	38.9	48.8	35.4	39.9	52.4	48.7	37.4	45.0	38.8	34.9	32.0	43.2	36.0	22.7
	45.5	48.7	46.3	44.4	42.6	44.4	45.0	44.0	45.3	45.7	46.7	46.9	46.8	44.9	44.4	39.8	43.6	43.0	40.3	





DISTRICT 13

Table with columns: NR (844, 892, 896, 899, 901, 902, 903, 904, 905, 906, 907, 908, 909, 911, 912, 914, 915, 918, 919, 920) and rows: DAG (CA PELLE, GIERBER GEN, HEL MOND, GEMERT, NU LAND, EIND HOVEN, MEGEN, SOME REN, ST ANTHO NIS, OIR SCHOT, BOX TEL, DEURNE, MILL, DIN THER, LEENDE, OSS, EERSEL, MAAR HEEZE, EIND HOVEN VB, VOLKEL). Rows include daily data and norms (I, II, III, MND).

DISTRICT 14

DISTRICT 15

Table with columns: NR (883, 897, 913, 921, 922, 923, 961, 964, 967, 970, 977, 962, 963, 965, 966, 968, 969, 971, 973, 974) and rows: DAG (SEVE NUM, VENLO, IJSSSEL STEYN, VENRAY, SIEBEN GE WALD, ARCEN, ROER MOND, WEERT, HEI BLOEM, STRAMP ROY, REUVER, UBACHS BERG, VAL KEN BURG, SCHAES BERG, SCHIN NEN, VAALS, STEIN, NOOR BEEK, BEEK, BUCH TEN). Rows include daily data and norms (I, II, III, MND).

APRIL 2004

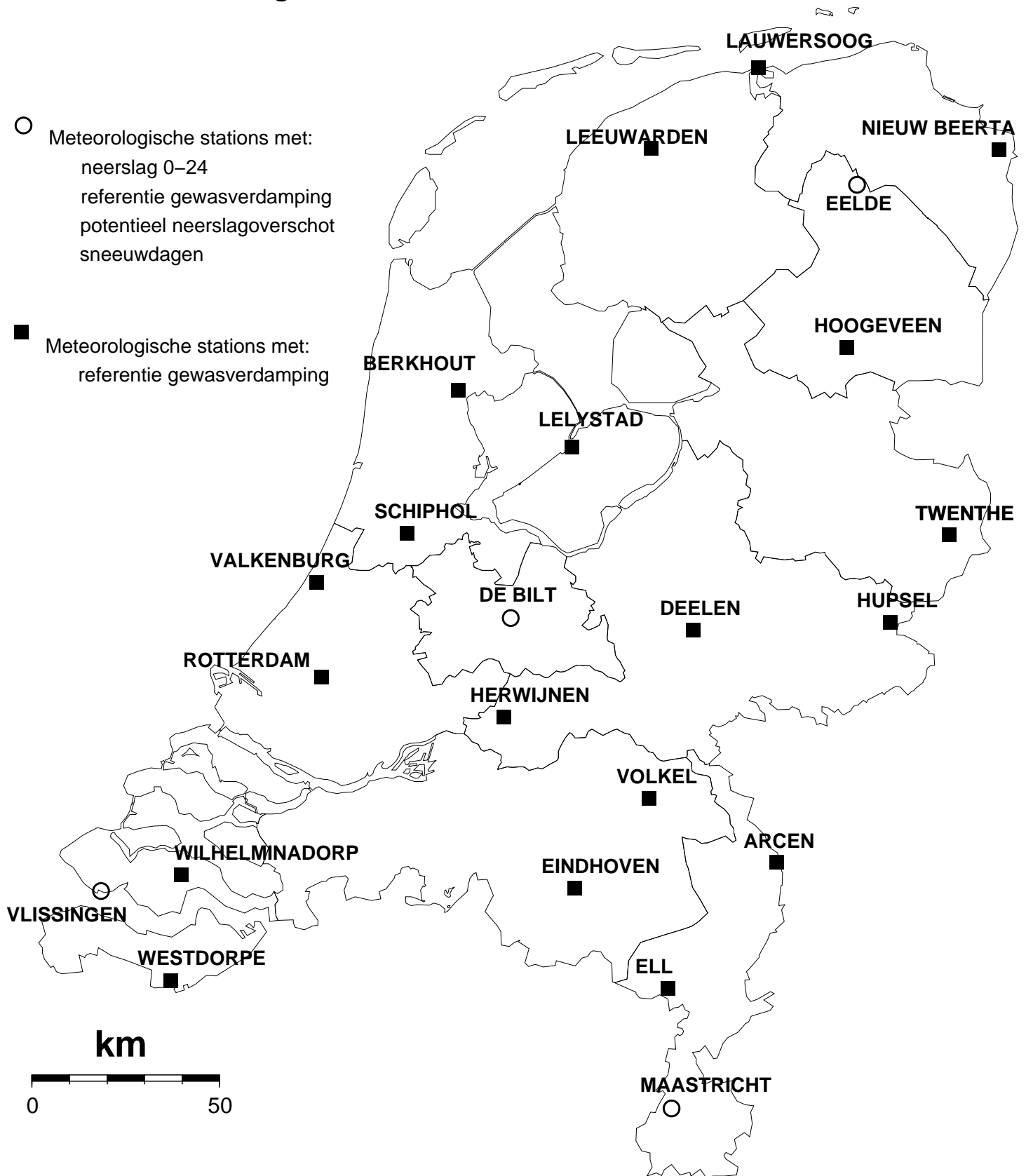
NEERSLAG 8-8 UUR (MM)

## DISTRICT 15

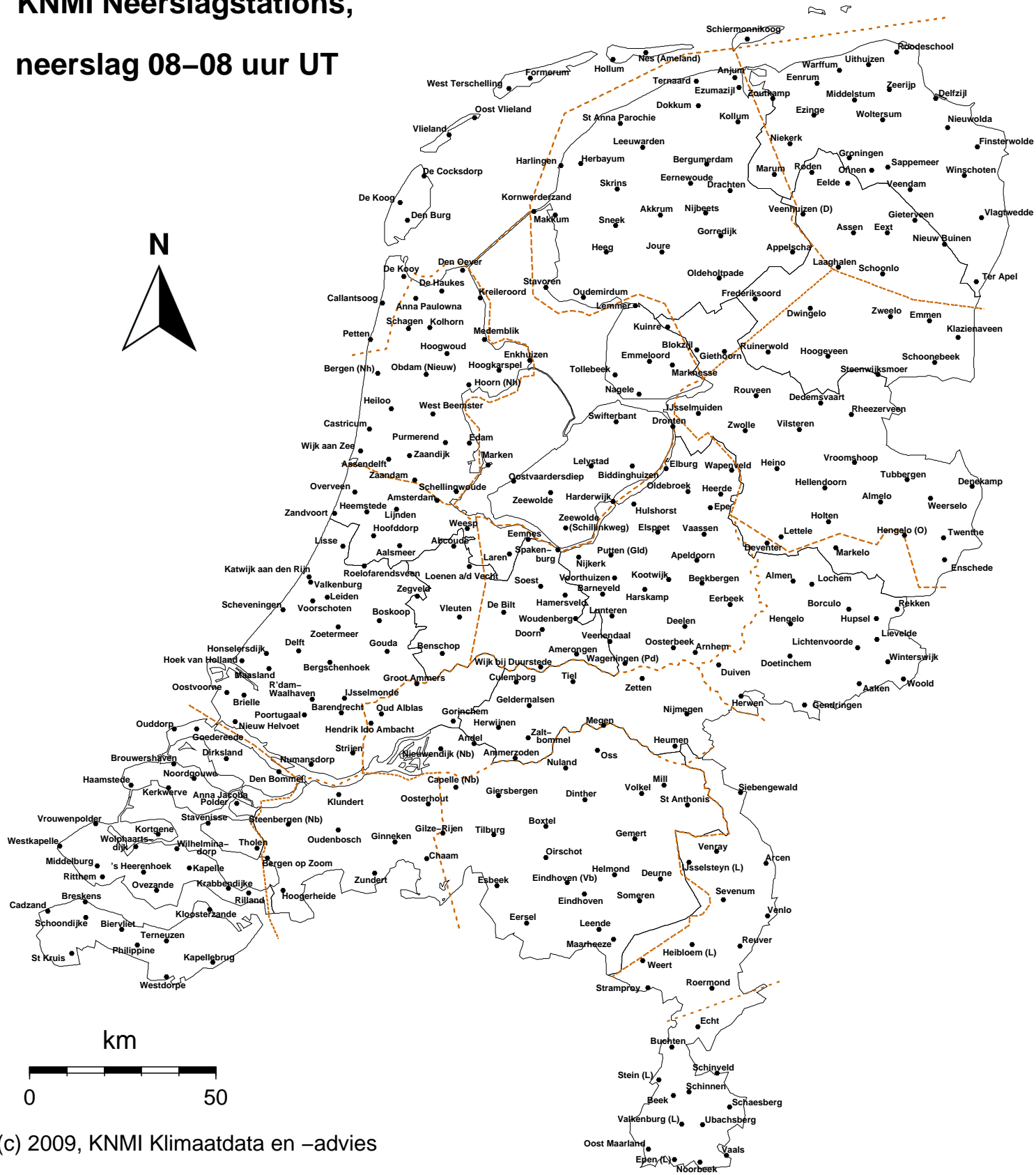
NR	979	980	981	982
DAG	ECHT	EPEN	OOST- MAAR LAND	SCHIN VELD
1	.	.	.	.
2	.	.	.	.
3	.	0.1	0.1	0.1
4	2.0	1.3	3.0	2.4
5	2.0	4.5	1.4	1.1
6	6.2	10.6	12.8	6.8
7	3.1	4.1	1.2	3.8
8	2.9	5.7	2.4	4.4
9	3.4	3.4	2.9	2.2
10	0.4	.	.	.
11	0.8	1.3	1.0	1.4
12	.	.	.	.
13	.	.	.	.
14	.	.	.	.
15	.	.	.	.
16	.	.	.	.
17	.	.	.	.
18	0.9	0.8	0.4	0.2
19	1.1	0.2	0.6	1.0
20	0.1	.	.	0.4
21	.	.	.	.
22	6.7	14.7	8.2	11.6
23	4.1	4.9	1.1	3.8
24	.	.	.	.
25	.	.	.	.
26	.	.	.	.
27	.	.	.	.
28	1.7	3.2	0.1	1.7
29	2.5	4.8	4.9	4.3
30	1.1	1.6	3.3	1.5
I	20.0	29.7	23.8	20.8
NORM	15.0			
II	2.9	2.3	2.0	3.0
NORM	14.0			
III	16.1	29.2	17.6	22.9
NORM	14.0			
MND	39.0	61.2	43.4	46.7
NORM	43.0			



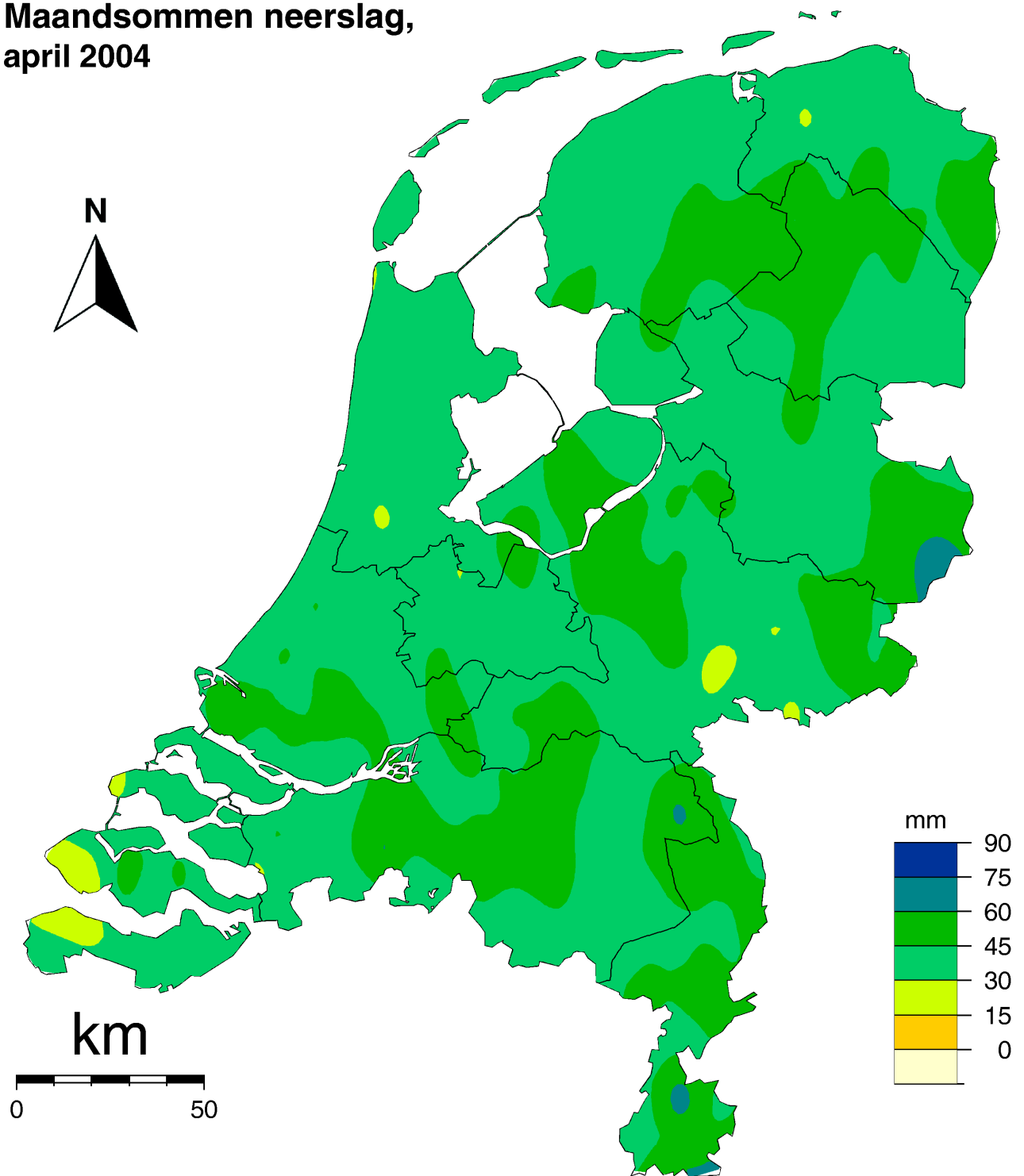
## Kaart met meteorologische stations



# KNMI Neerslagstations, neerslag 08–08 uur UT



# Maandsommen neerslag, april 2004



(c) 2009, KNMI Klimaatdata en -advies



Dit rapport is een uitgave van:

**Koninklijk Nederlands Meteorologisch Instituut**  
Klimaatdata en -advies  
Postbus 201 | 3730 AE De Bilt  
[www.knmi.nl](http://www.knmi.nl) | [klimatedesk@knmi.nl](mailto:klimatedesk@knmi.nl)