



Koninklijk Nederlands
Meteorologisch Instituut
Ministerie van Verkeer en Waterstaat

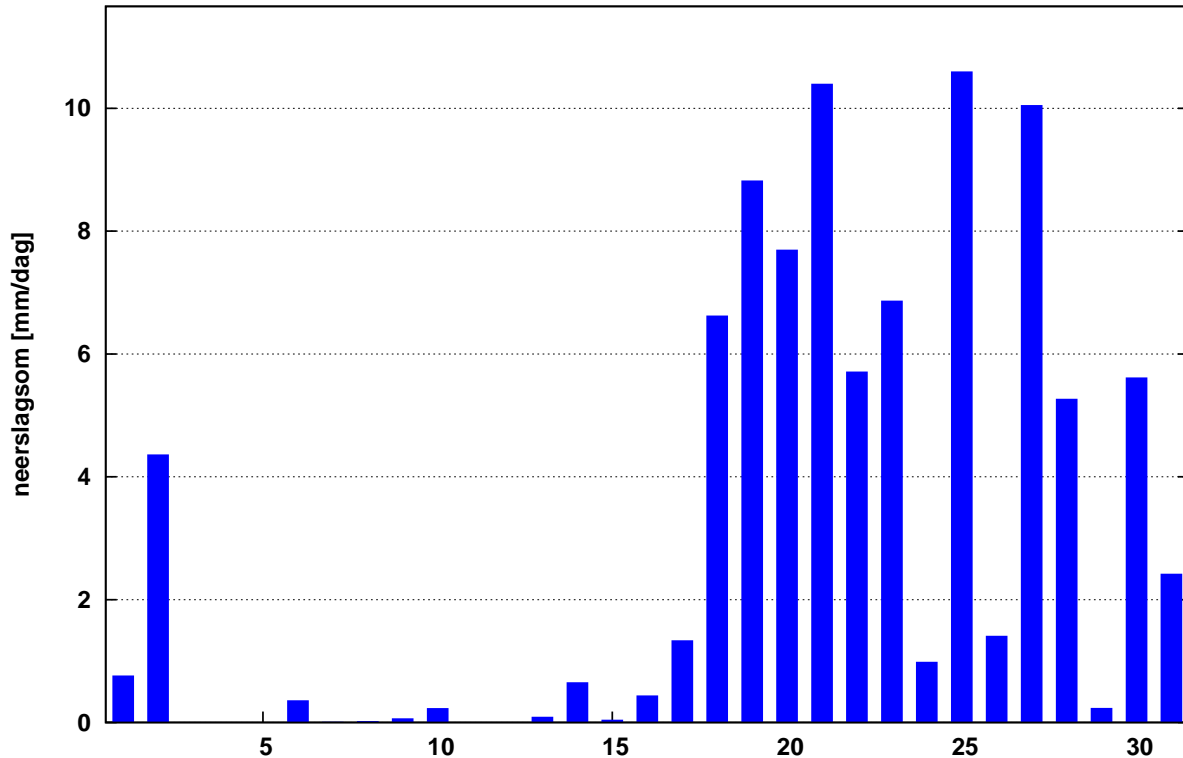
Maandoverzicht neerslag en verdamping in Nederland

mei 2006



Landelijk gemiddelde dagelijkse neerslagsom mei 2006 (gebaseerd op 326 stations)

Maandsom: 91 mm Normaal: 57 mm



In het Maandoverzicht neerslag en verdamping in Nederland (MONV) zijn dagelijkse gegevens van neerslag, verdamping, potentieel neerslagoverschot en sneeuwdagen opgenomen. Daarnaast worden decade- en maandwaarden vermeld. De metingen worden verricht op ca. 325 KNMI-neerslagstations en 25 KNMI meteorologische stations, alwaar uit metingen van temperatuur en straling de referentie-gewasverdamping wordt berekend. Het MONV is ruim 75 jaar uitgegeven als KNMI-periodiek en wordt sinds 2009 verspreid via internet (<http://www.knmi.nl/klimatologie/monv>).

KNMI
Klimaatdata en -advies
Postbus 201
3730 AE De Bilt
e-mail: Klimaatdesk@knmi.nl

MEI 2006

NEERSLAG 8-8 UUR (MM)

DISTRICT 1														DISTRICT 2							
NR	10	11	12	15	16	17	18	19	21	22	24	25	26	61	64	65	66	67	68	69	
DAG	W.TER HOL LUM	SCHIEL LING	SCHIER MONNIK OOG	OOST VLIE LAND	PETTEN	DEN BURG	NES AME LAND	DE COCKS DORP	CAL LANTS OOG	DE KOOG	VLIE LAND	DE KOOY	FOR MERUM	SKRINS	SNEEK	MAK KUM	HAR LINGEN	DOK KUM	ST ANNA PAR.	APPEL SCHA	
1			10.2				12.2													0.2	
2	4.4	9.9	3.4	9.2	5.9	6.9	4.9	7.6	6.1	7.4	5.8	6.3	8.5	5.8	5.1	7.2	6.3	3.5	6.1	4.0	
3									0.1												
4																					
5																					
6																					
7																					
8																					
9																					
10																					
11																					
12			0.4																		
13																					
14	1.1	2.2	1.0	2.0			0.6	0.2			2.4		1.9					0.2	0.6	0.6	
15																					
16	1.4	1.3	1.1	0.6	0.2	0.8	1.5	0.6	0.3	0.3	0.3	0.1	1.9	0.8	0.5	0.6	0.6	1.1	1.2	1.1	
17				0.4	0.2	0.2		0.2		0.2	0.3			0.3	0.2	0.1			0.3		
18	13.7	13.0	16.6	12.7	6.8	11.9	14.8	17.5	6.8	16.4	11.0	6.2*	13.9	9.5	7.9	9.3	10.1	11.5	11.6	5.8	
19	5.0	2.2	4.0	2.6	5.6	2.7	3.3	2.1	4.0	2.1	1.4	5.4	2.6	7.6	8.6	6.7	5.0	9.1	5.0	8.2	
20	8.2	7.4	5.6	8.5	11.3	9.2	8.9	11.1	8.8	10.3	8.0	7.8	7.1	6.1	6.6	5.3	7.2	8.2	7.9	19.5	
21	7.8	1.5	2.6	1.0	1.4	0.4	3.7	0.7	0.8	0.8	1.0	0.7	2.0	1.6	4.7	1.9	1.0	2.9	3.7	8.7	
22	3.8	2.2	12.6	2.2	4.8	2.9	6.0	2.7	6.1	2.9	2.6	5.0	2.2	9.8	7.1	12.1	6.0	10.8	8.5	2.2	
23	6.1	1.2	2.6	0.8	0.9	0.3	3.5	0.5	0.3	0.1	0.3	0.4	1.2	6.4	4.3	3.8	3.1	7.1	4.7	4.9	
24			0.7		0.6				0.9			0.3		1.1	0.2	0.2	0.5	0.9	0.3	0.5	
25	4.3	5.5	5.6	4.7	3.2	1.9	4.0	3.0	1.3	2.5	3.6	1.2	4.8	2.9	6.8	2.4	1.3	5.4	2.3	15.9	
26					0.4									0.3	0.3	0.3		0.1		0.9	
27	4.8	3.5	6.6	3.0	5.1	5.1	6.2	4.7	4.4	4.4	3.2	4.7	3.7	2.5	3.0	1.4	3.2	6.3	4.0	7.4	
28	0.3	0.4	0.7	0.9	0.1	3.0	0.6			1.5	0.3	0.1	0.7	0.1	0.9	0.3		0.2	0.2	4.0	
29		0.4		0.2							0.4			0.2			0.5	0.1	0.1		
30	1.1	2.2	0.1	4.2	5.8	6.2	1.0	4.7	4.8	6.7	5.5	4.1	2.6	3.3	1.4	1.6	1.8	1.1	1.0	16.3	
31	0.3	0.5	0.1	0.6	1.1	1.2	0.4	0.4	1.2	1.0	0.7	1.5	0.6	1.5	0.6	1.9	0.3	0.2	0.4	1.8	
I	4.4	9.9	13.6	9.2	5.9	6.9	17.1	7.6	6.2	7.4	5.8	6.3	8.5	5.8	5.1	7.2	6.3	3.5	6.1	4.2	
NORM	13.6	13.7	15.8	13.6	13.7	13.2	14.9	13.0	15.1	13.0	13.3	13.6									
II	29.4	26.1	28.7	26.8	23.9	24.8	29.1	31.7	19.9	29.3	23.4	19.5*	27.4	24.3	23.8	22.0	22.9	30.1	26.6	35.2	
NORM	13.6	13.4	16.3	13.4	13.1	11.6	14.7	13.4	13.4	12.8	12.9	12.2									
III	28.5	17.4	31.6	17.6	23.4	21.0	25.4	16.7	19.8	19.9	17.6	18.0	17.8	29.7	29.3	25.9	17.7	35.1	25.2	62.6	
NORM	18.6	19.8	18.9	17.9	18.8	16.5	21.6	16.6	18.9	16.9	17.1	18.5									
MND	62.3	53.4	73.9	53.6	53.2	52.7	71.6	56.0	45.9	56.6	46.8	43.8	53.7	59.8	58.2	55.1	46.9	68.7	57.9	102.0	
NORM	45.7	47.0	50.9	45.0	45.6	41.3	51.1	43.1	47.4	42.7	43.3	44.3									
DISTRICT 2																					
NR	70	73	75	76	77	78	79	80	81	82	84	85	86	87	89	90	91	166	171	326	338
DAG	OUDE MIRDUM	DRACH TEN	OLDE HOLT PADE	KORN WERDER ZAND	KOLLUM	HER BAYUM	HEEG	STA VOREN	JOURE	GORRE DIJK	EZUMA ZIJL	LEEU WARDEN	NIJ BEETS	BER GUMER DAM	AK KRUM	EERNE WOUDE	TER NAARD	MARUM	AN JUM	FREDE RIKS OORD	GIET HOORN
1					0.4						5.4			0.2			2.8		6.5	0.1	
2	5.0	5.2	4.9	5.5	3.2	7.2	4.5	3.8	8.0	5.0	4.0	5.7	4.6	3.4	3.5	3.2	2.8	6.4	3.3	5.0*	5.3
3																					
4																					
5																					
6																					
7																					
8																					
9																					
10							0.2		0.5	1.3											
11																					
12																					
13																					
14																					
15			1.0								0.1										
16	1.2	1.1	1.6	0.5	0.7	0.6	1.4	1.1	0.8	1.8	1.0	1.1	1.2	0.8	0.4	0.5	1.1	1.3	1.1	0.3	
17			0.2			0.1		0.1				0.2	0.1							0.2	0.6
18	6.8	8.8	5.5	8.8	10.0	11.5	7.2	5.8	6.6	8.5	12.3	12.2	7.1	10.1	8.5	9.4	13.9	6.1	13.5	5.6	6.3
19	9.1	11.8	9.2	4.9	5.1	5.8	9.5	4.3	18.1	7.5	4.8	5.5	15.0	9.8	14.9	11.0	4.0	9.2	4.2	9.2	9.8
20	13.6	11.4	13.5	4.5	12.9	7.3	9.5	6.0	11.4	12.0	10.5	11.0	10.0	14.1	11.0	12.2	6.1	13.0	9.9	9.9	11.6
21	4.0	5.6	4.8	0.7	3.5	2.9	2.2	0.9	4.2	6.1	2.5	4.2	4.3	5.0	2.3	4.7	2.2	5.6	2.7	6.2	10.2
22	5.2	3.4	4.9	6.9	5.1	9.7	7.6	5.6	2.2	1.6	5.6	10.9	2.3	4.5	2.6	3.5	9.3	2.3	5.0	2.3	1.5
23	4.1	3.9	4.7	3.1	8.9	4.8	3.5	5.6	3.1	3.5	4.4	7.5	4.1	5.6	2.8	2.8	4.1	2.8	3.4	5.6	7.8
24	0.2	0.8	2.1		0.4	0.8	0.5	0.2	0.9	0.7	1.0	1.0	0.2	0.4	1.0	0.8	0.5	2.0	0.5	2.0	3.4
25	7.5	4.1	15.4	1.0	6.2	3.1	5.7	4.7	6.0	7.8	16.0	4.1	8.2	7.3	6.6	6.8	4.2	7.8	9.7	11.3	7.1
26	0.8	0.3	1.2		0.6	0.1	0.7	0.4	0.9	1.4	0.2	0.3	0.8	0.2	1.7			2.4	0.1	2.6	1.8
27	2.4	5.6	3.1	1.1	6.4	3.0	2.0	1.5	4.0	5.5	5.6	4.0	5.4	5.6	4.3	3.8	5.6	6.2	7.6	5.5	3.7
28	1.6		1.4	0.4		0.2*	0.8	2.1	1.4	0.7	0.6		0.3		0.5		0.4		2.0	1.6	1.0
29		1.4	0.2		0.2	0.7			0.2	0.3			1.2	0.6	0.2	1.4		1.0	0.2		0.1
30	3.7	6.6	7.1	3.4	1.2	1.6	3.3	2.7	1.4	12.8	0.6	0.9	6.1	4.9	7.6	6.7	0.4	3.4	0.4	8.9	5.0
31	1.7	0.7	1.4	1.3	0.6	1.6	0.4	1.5	1.8	2.0	0.7	1.9	1.0	1.1	1.7	0.9	0.2	0.2	0.3	1.2	2.2
I	5.0	5.2	4.9	5.5	3.6	7.2	4.7	3.8	8.5	6.3	9.4	5.7	4.6	3.6	3.5	3.2	5.6	6.4	9.8	5.1*	5.3
NORM	15.8	17.0	18.5	13.6	18.3		16.2	15.6	15.7	17.3	17.3	14.9	16.4	16.2							
II	30.7	33.1	31.0	18.7	28.7	25.3	27.6	17.3	36.9	29.8	28.7	30.0	33.4	34.8	34.8	33.1	25.4	29.6	29.1	25.4	29.7
NORM	16.5	19.1	17.6	12.8	17.7		16.5	14.8	17.2	18.9	17.2	15.8	16.9	16.5							
III	31.2	32.4	46.3	17.9	33.1	28.5*	26.7	25.2	26.1	42.4	37.2	34.8	33.9	35.2	31.3	31.4	26.9	33.7	31.9	47.2	43.8
NORM	21.7	21.1	23.2	19.8	19.0		23.2	20.6	22.8	21.5	18.0	22.6	21.8	20.5							
MND	66.9	70.7	82.2	42.1	65.4	61.0	59.0	46.3	71.5	78.5	75.3	70.5	71.9	73.6	69.6	67.7	57.9	69.7	70.8	77.7	78.8
NORM	54.0	57.2	59.3	46.2	55.0		56.0	51.0	55.7	57.7	52.5	53.3	55.1	53.1							

DISTRICT 2		DISTRICT 3																		
NR	353	134	135	136	139	140	141	142	143	144	145	147	148	150	151	152	153	154	155	156
DAG	BLOK ZIJL	MIDDEL STUM	WOL TER SUM	EZIN GE	GRO NINGEN	ASSEN	DELFI ZIJL	WARF FUM	FINS TER WOLDE	TER APEL	ZOUT KAMP	VEEN DAM	SAPPE MEER	UIT HUI ZEN	ROODE SCHOOL	GIETER VEEN	WIN SCHO TEN	EENRUM	EEXT WEDDE	VLAGT WEDDE
1	.	9.5	4.1	4.2	.	.	5.3	10.8	.	.	2.7	.	0.2	11.5	5.7	.	.	12.8	.	.
2	4.4	2.9	1.5	2.2	2.2	3.1	2.9	2.9	2.3	2.5	3.1	3.0	4.3	2.7	6.7	3.5	3.5	3.0	4.3	2.7
3
4
5
6
7
8
9
10	0.3
11
12
13
14	0.9	0.4	0.3	0.1	.	.	.	0.2	0.1
15
16	0.1	1.1	1.1	1.0*	2.0	0.6	2.5	0.6	1.0	0.3	0.2	0.6	2.2	0.5	1.0	0.2	0.3	0.7	0.4	0.4
17	0.7	0.2
18	5.9	9.9	9.9	9.5	9.3	5.7	11.6	10.1	8.9	6.1	10.0	7.0	8.9	10.2	10.9	7.1	10.0	10.0	6.0	7.9
19	10.0	9.5	7.0	10.0	8.3	4.6	5.1	7.3	4.4	6.2	6.5	4.1	6.2	7.1	7.9	4.8	4.7	7.7	4.1	4.3
20	9.7	8.2	9.2	9.8	10.7	17.0	15.0	8.5	12.5	18.2	9.7	14.6	12.0	9.0	10.4	15.1	14.9	9.5	22.6	18.3
21	5.4	6.6	6.3	5.8	6.3	8.6	6.5	6.3	6.3	8.2	3.5	6.8	7.1	6.0	5.7	7.8	6.7	4.1	9.3	7.5
22	3.0	2.4	0.9	2.9	2.2	1.1	0.9	2.8	1.2	4.5	2.5	1.7	1.2	2.2	3.1	1.4	1.4	2.7	1.8	3.6
23	3.5	4.9	3.3	2.8	2.2	12.0	7.8	5.9	7.7	5.4	8.8	12.6	4.2	8.1	4.9	7.4	13.4	3.6	12.2	7.2
24	4.9	0.5	0.2	0.3	1.1	0.5	1.1	0.8	0.8	1.2	1.0	0.3	0.6	1.0	1.8	0.7	0.4	0.6	0.4	0.8
25	5.2	5.0	6.5	5.0	14.6	13.5	8.4	5.0	11.6	3.4	6.9	10.9	16.0	3.7	3.8	11.1	12.4	5.1	11.8	5.9
26	3.3	0.8	0.8	0.8	0.8	2.8	0.3	0.5	1.8	2.9	.	0.9	0.9	0.1	0.8	2.4	1.5	0.1	1.5	2.0
27	3.1	8.1	8.1	6.1	8.1	4.5	5.6	6.9	6.0	7.6	6.7	7.2	9.3	5.7	4.0	6.6	8.8	8.7	4.7	6.6
28	2.2	1.8	.	0.2	.	2.2	0.9	2.8	0.7	1.1	0.4	2.9	0.1	4.0	1.9	1.1	1.2	1.2	1.2	2.4
29	.	0.1	.	0.5	.	0.9	.	.	.	0.1	.	0.1	0.1	.	.	0.3	.	.	3.1	.
30	3.6	0.9	1.0	0.8	5.5	15.9	3.5	0.7	4.6	13.0	0.8	5.0	8.6	0.4	0.5	12.6	15.7	0.7	9.2	9.8
31	1.9	0.6	.	0.3	.	1.0	0.9	0.1	0.2	0.7	0.5	2.4	1.5	.	.	0.8	0.6	.	0.3	0.7
I	4.4	12.4	5.6	6.4	2.2	3.1	8.2	13.7	2.3	2.8	5.8	3.0	4.5	14.2	12.4	3.5	3.5	15.8	4.3	2.7
NORM	18.2	.	.	.	18.1	18.0	16.7	16.4	16.8	15.8	17.0	15.6	16.4	16.9	15.0	16.1	15.9	16.1	17.1	16.6
II	27.3	28.7	27.2	30.3*	30.3	27.9	34.2	26.9	26.8	31.0	26.4	26.3	29.3	27.1	30.3	27.2	29.9	27.9	33.3	31.0
NORM	18.8	.	.	20.9	20.8	18.4	16.7	16.4	17.3	18.5	19.0	19.2	19.2	17.9	18.0	17.9	17.4	18.0	18.7	17.1
III	36.1	31.7	27.1	25.5	40.8	63.0	35.9	31.8	40.9	48.1	31.1	50.8	49.6	31.2	26.5	52.2	62.1	26.8	55.5	46.5
NORM	22.7	.	.	21.9	22.6	19.4	18.5	19.4	19.6	18.6	21.7	22.2	22.2	20.3	18.6	20.6	21.3	18.4	21.4	20.2
MND	67.8	72.8	59.9	62.2	73.3	94.0	78.3	72.4	70.0	81.9	63.3	80.1	83.4	72.5	69.2	82.9	95.5	70.5	93.1	80.2
NORM	59.6	.	.	61.0	61.4	54.6	51.6	52.7	52.8	54.2	56.2	57.9	55.1	51.6	54.6	54.6	52.5	57.2	53.9	53.9
DISTRICT 3		DISTRICT 4																		
NR	158	159	160	161	162	163	164	172	323	337	217	221	222	223	224	226	227	228	230	233
DAG	ONNEN	NIEUW BUNINEN	VEEN HUI ZEN	EELDE	NIE KERK	RODEN	ZEE RIJP	NIEUW OLDA	LAAG HA LEN	SCHOON LOO	HEILLOO	ENK HUI ZEN	HOORN	SCHIEL LING WOUDE	EDAM	WIJK A/ZEE	ANNA PAU LOWNA	SCHA GEN	ZAAAN DIJK	ZAAAN DAM H'BRG
1	1.3	.	6.8	2.2
2	3.9	2.9	5.4	6.1	3.4	3.4	2.1	6.6	3.7	5.6	9.1	4.3	8.3	6.9	5.0	7.8	8.5	7.9	7.8	8.2
3
4
5
6
7
8
9
10	3.0	0.8
11
12
13
14	.	.	0.5	1.1	1.0	0.2
15
16	2.3	0.6	1.1	2.3	0.9	1.3	0.2	2.0	0.7	0.7	1.1	0.6	0.2	0.1	0.3	0.2	0.1	0.1	0.3	0.7
17	0.2	0.2	0.2	0.2	0.3	0.4	0.2	0.3	0.3	0.3	0.3	0.4	0.3
18	9.1	6.7	7.4	8.9	10.0	8.6	11.7	11.2	5.5	7.0	5.3	7.5	5.2	6.9	6.2	4.7	6.9	5.3	6.1	7.2
19	7.6	4.8	9.5	8.1	14.2	9.7	7.1	4.7	5.3	5.4	10.6	9.3	9.5	14.7	11.0	9.2	5.8	7.0	8.9	12.0
20	10.3	23.2	16.0	10.3	15.0	11.1	7.9	9.4	15.9	24.9	6.5	4.3	10.0	3.8	3.9	5.9	8.5	9.2	5.5	5.0
21	6.0	7.1	5.3	7.3	2.9	4.2	6.7	8.7	6.6	9.8	3.0	1.8	1.9	5.5	4.0	3.5	1.5	1.2	6.1	3.6
22	0.6	3.5	1.3	1.0	4.8	1.4	1.1	0.8	1.3	2.2	14.5	3.7	10.5	6.1	5.5	10.1	6.8	6.0	9.7	5.8
23	2.1	8.2	4.2	3.1	2.9	6.0	3.2	11.7	17.1	11.9	2.7	6.6	4.5	6.1	4.0	1.4	0.5	1.0	3.8	14.8
24	0.7	2.5	1.5	0.7	0.9	0.5	0.3	0.7	2.0	1.9	.	0.7	0.4	1.1	1.2	.	1.0	0.7	0.5	0.5
25	15.0	7.4	14.7	14.5	5.0	12.2	5.3	11.7	7.4	6.4	8.8	6.3	8.3	15.9	17.2	9.4	1.5	2.2	14.0	21.3
26	1.1	2.6	1.8	0.9	0.9	1.0	0.2	1.4	2.0	3.0	1.4	0.6	1.2	0.8	0.8	6.4	0.3	0.5	3.2	1.3
27	9.2	6.8	5.6	6.1	6.9	6.5	6.1	7.3	4.0	6.0	6.7	2.9	1.8	6.8	5.6	7.0	5.5	5.0	6.9	6.5
28	0.1	4.2	0.5	0.1	0.4	.	0.9	1.7	1.9	2.3	0.8	0.2	0.6	2.3	2.0	2.1	0.1	.	1.9	3.1
29	0.2	1.6	0.8	1.7	0.8	0.9	.	2.3	1.8
30	2.2	11.2	17.1	5.9	5.6	2.8	4.5	5.3	30.3	22.2	5.6	5.8	3.4	2.7	1.7	3.4	3.1	2.9	3.7	5.4
31	0.9	0.2	0.7	0.5	.	.	.	0.5	0.7	1.0	2.1	1.8	0.9	1.0	0.6	0.6	1.6	1.6	1.5	0.8
I	3.9	2.9	5.4	6.1	4.7	3.4	8.9	8.8	6.7	6.4	9.1	4.3	8.3	6.9	5.0	7.8	8.5	7.9	7.8	8.2
NORM	17.4	16.6	18.8	17.1	16.8	17.8	16.9	.	17.3	.	13.7	15.1	14.4	16.2	15.7	14.1	13.7	13.8	14.0	15.8
II	29.3	35.3	34.5	29.6	40.1	30.7	26.9	27.3	28.7	39.2	23.7	22.0	24.9	25.9	21.6	20.3	21.3	21.6	21.2	25.4
NORM	18.2	19.5	22.0	19.8	19.2	21.5	18.2	.	19.2	.	13.7	15.9	15.6	18.4	15.3	14.0	13.2	14.3	16.4	17.2
III	38.1	55.3	53.5	41.8	31.1	35.5	28.3	49.8	75.6	68.5	45.6	30.4	33.5	48.3	42.6	43.9	21.9	21.1	51.3	63.1
NORM	22.1	20.0	22.7	20.8	20.1	23.0	20.9	.	22.9	.	20.9	21.0	19.1	22.8	21.4	18.7	18.9	20.1	20.3	21.8
MND	71.3	93.5	93.4	77.5	75.9	69.6	64.1	85.9	111.0	114.1	78.4	56.7	66.7	81.1	69.2	72.0	51.7	50.6	80.3	96.7
NORM	57.6	56.1	63.5	57.7	56.2	62.4	56.0	.	59.3	.	48.3	52.0	49.1	57.4	52.4	46.9	45.8	48.2</		

MEI 2006

NEERSLAG 8-8 UUR (MM)

NR	DISTRICT 4													DISTRICT 5							
	234	235	236	238	239	240	242	249	251	252	255	257	263	256	317	344	348	352	356	359	
DAG	BER GEN	CAS TRICUM	MEDEM BLIK	DE HAUKES	DEN OEVER	KREI LER OORD	PURMER END	HOOG KARS PEL	WEST BEEM STER	KOL HORN	OB DAM	HOOG WOUDE	ASSEN DELFT	MARK EN	MARK NESSE	TOLLE BEEK	EMMEL OORD	NA GELE	KUINRE	LEMMER BUMA	
1																					
2	8.0	8.5	11.3	9.3	7.2	8.8	10.1	4.7	5.8	9.2	7.6	7.4	9.2	4.5	3.9	3.1	3.4	3.7	3.9	5.7	
3
4
5
6
7
8
9
10	0.1	.	0.6
11
12
13
14	0.4	1.1	.
15
16	0.5	1.6	1.0	0.2	.	0.7	0.3	0.6	1.3	.	0.5	0.3	.	.	.	0.1	0.3	.	1.4	0.6	
17	.	0.3	0.6	0.4	0.2	.	0.1	.	0.6	0.8	0.9	0.3	0.6	0.2	0.4	0.1	
18	6.8	5.3	6.6	6.9	6.8	7.1	6.8	6.6	5.1	5.6	6.4	6.5	5.3	6.0	5.8	5.7	6.6	5.8	6.0	7.2	
19	8.6	9.3	8.7	7.3	6.3	10.0	9.9	8.8	9.5	9.2	10.7	7.2	9.0	14.2	7.4	9.1	9.3	11.1	11.6	12.4	
20	6.0	7.3	6.2	6.7	6.5	6.5	6.1	4.0	5.5	9.1	4.3	8.0	7.5	3.9	7.0	5.6	5.0	8.6	5.3	7.6	
21	1.6	3.4	0.7	0.8	1.0	2.5	3.8	1.4	3.7	0.5	1.4	2.1	5.5	6.3	5.4	3.0	5.9	6.0	7.0	3.2	
22	5.8	13.4	9.2	4.8	4.5	24.1	7.7	5.8	8.8	5.2	13.4	18.5	11.4	4.4	1.4	2.6	2.8	2.0	2.7	2.6	
23	1.4	3.2	5.0	0.8	0.9	2.4	11.4	5.7	5.3	1.1	3.1	5.8	5.4	3.1	3.4	1.8	4.0	6.4	3.8	2.3	
24	.	.	0.5	0.7	0.6	0.5	0.7	0.8	0.6	.	0.2	.	.	1.5	2.0	1.9	1.4	4.4	4.0	1.0	
25	4.2	13.5	4.5	1.5	1.2	2.0*	17.6	7.3	14.5	3.0	5.6	3.7	10.4	13.3	6.1	11.7	10.2	9.0	14.5	6.1	
26	0.2	15.0	0.5	0.2	0.3	0.3	1.2	1.1	1.2	0.3	0.1	0.1	3.0	0.9	3.0	3.3	2.8	5.5	1.2	0.5	
27	6.3	8.5	3.3	6.0	4.0	4.3	6.6	4.0	5.3	6.1	5.7	5.5	7.0	8.3	3.2	2.4	3.9	3.2	2.7	2.3	
28	0.2	1.3	.	.	3.3	0.7	1.5	0.1	0.8	.	0.2	.	2.5	2.6	2.2	0.5	1.4	2.3	2.2	2.0	
29	.	.	0.2	.	.	0.2	0.1	.	
30	3.8	6.0	6.1	4.2	9.2	3.1	3.4	5.5	2.2	3.1	2.2	3.8	7.6	2.4	7.7	2.4	6.5	14.2	6.5	4.0	
31	3.6	2.1	1.8	1.4	1.7	4.4	0.2	3.4	0.4	0.9	0.6	0.5	4.0	0.6	2.2	1.6	0.9	1.8	1.4	0.3	
I	8.0	8.5	11.3	9.3	7.2	8.8	10.1	4.7	5.8	9.2	7.6	7.4	9.2	4.5	4.0	3.1	4.0	3.7	3.9	5.7	
NORM	15.1	15.1	14.7	14.4	14.2	13.5	15.6	14.1	14.7	14.1							17.6	16.6	17.4	15.4	
II	21.9	23.8	22.5	21.1	19.6	24.3	23.7	20.4	21.6	23.9	22.0	22.0	22.4	24.9	21.5	20.8	21.8	25.7	25.8	27.9	
NORM	16.5	13.9	14.5	13.1	11.9	13.4	15.1	15.9	16.1	14.5							18.8	19.0	19.6	18.9	
III	27.1	66.4	31.8	20.4	26.7	44.5*	54.1	35.1	42.8	20.2	32.5	40.0	56.8	43.4	36.6	31.2	39.8	54.8	46.1	24.3	
NORM	19.5	19.4	21.3	19.7	20.1	20.9	22.6	19.2	21.9	19.5							23.5	23.0	24.5	23.1	
MND	57.0	98.7	65.6	50.8	53.5	77.6	87.9	60.2	70.2	53.3	62.1	69.4	88.4	72.8	62.1	55.1	65.6	84.2	75.8	57.9	
NORM	51.1	48.4	50.5	47.2	46.3	47.7	53.4	49.2	52.8	48.2							60.0	58.6	61.6	57.4	
NR	DISTRICT 5								DISTRICT 6												
	364	365	366	367	369	371	372	516	298	327	330	331	332	333	335	339	340	341	342	343	
DAG	DRON TEN	SWIF TER BANT	BID DING HUIZEN	O.VAAR DERS DIEP	LELY STAD	ZEE WOLDE	ZEE WOLDE SW	HARDER WIJK	STEEN WIJKS MOER	DWIN GE LOO	ZWOLLE	DENE KAMP	HOOG VEEN	EMMEN	IJSSSEL MUIDEN	RHEE ZER VEEN	ZWEE LOO	VILS TEREN	SCHOO NEBEEK		
1																					
2																					
3	3.0	2.9	2.7	6.3	2.3	3.2	3.7	3.7	3.4	5.1	2.8	1.6	3.4	4.1	3.8	3.5	2.3	3.5	2.7	3.4	
4
5
6
7
8
9
10	0.4	0.7
11
12
13
14	0.1	.	0.3	0.9	0.8	.	0.7
15	0.2	1.0	0.6
16	0.1	0.2	0.7	0.5	.	.	0.6	0.6	.	1.4	1.1	0.3	1.2	1.8	
17	.	0.3	0.5	0.3	0.5	0.2	0.1	.	.	0.4	0.6	0.2	0.3	0.6	0.2	0.2	0.6	0.3	.	.	
18	6.3	5.9	6.3	6.5	5.4	5.6	5.4	5.9	4.5	6.8	6.8	3.0	5.9	6.4	5.6	5.7	4.6	5.7	3.1	4.8	
19	9.8	10.4	9.5	15.8	9.5	11.3	10.4	10.0	8.3	5.4	6.4	8.5	7.3	6.8	8.0	8.0	5.0	6.5	6.5	7.3	
20	7.0	6.4	7.6	4.5	7.5	5.0	5.1	5.7	6.2	26.2	7.0	2.5	6.2	5.5	8.8	6.0	5.3	9.8	5.0	5.6	
21	9.1	7.4	4.5	4.0	5.4	5.4	4.6	5.5	12.0	9.6	10.5	17.7	8.3	9.7	10.4	11.9	12.9	9.1	10.5	14.4	
22	1.3	1.9	3.4	6.0	3.5	4.7	4.3	5.8	3.6	2.1	4.4	8.7	3.8	4.4	1.4	5.6	6.6	3.8	6.3	5.5	
23	9.7	3.8	8.0	4.2	4.5	4.5	9.5	8.9	8.2	10.8	5.8	6.0	10.9	6.9	11.6	6.6	8.0	9.3	12.0	8.4	
24	1.0	2.4	0.5	0.1	0.6	0.1	0.4	.	0.4	3.4	.	1.3	1.9	1.0	1.2	0.8	0.1	1.8	1.1	.	
25	9.6	9.4	10.6	13.5	13.6	15.4	11.1	11.4	10.4	6.1	14.0	6.4	9.9	8.5	10.1	8.6	10.7	7.1	13.0	6.9	
26	1.5	2.3	0.6	0.4	1.6	0.9	0.3	0.4	1.9	1.8	0.9	0.3	1.3	2.6	0.9	1.2	.	1.5	0.7	2.4	
27	3.6	3.7	4.6	6.4	4.3	6.7	7.8	4.9	3.9	6.1	3.4	5.8	4.2	2.1	3.2	8.5	4.0	6.4	5.1	6.7	
28	1.4	0.9	2.4	3.3	2.0	3.3	2.2	4.1	7.4	1.1	1.8	4.4	3.1	2.4	1.2	2.4	1.0	1.1	2.2	4.8	
29	0.1	.	.	.	1.3
30	13.1	7.1	5.4	4.1	15.3	11.8	14.2	8.8	2.0	11.2	10.5	2.1	2.2	12.1	7.0	3.1	13.3	17.9	6.2	20.7	
31	2.1	3.2	2.5	0.9	2.5	5.4	5.4	5.0	2.7	1.7	1.8	0.9	3.4	1.0	1.7	3.1	2.8	.	1.6	.	
I	3.0	2.9	2.7	6.3	2.3	3.2	3.7	3.7	3.4	5.1	2.8	2.0	3.4	4.1	3.8	3.5	3.0	3.5	2.7	3.4	
NORM	18.1	15.4	15.1	15.2				16.1					18.8	16.4	17.8	16.8	17.6	17.6	19.1	15.6	
II	23.1	23.0	23.9	27.1	22.9	22.2	21.0	22.2	20.6	40.1	21.8	15.1	21.3	20.5	22.6	21.3	17.8	23.1	16.1	20.7	
NORM	20.1	18.0	20.4	16.6			20.2			19.8	19.6	19.4	17.6	18.0	19.4	18.7	18.0	18.3	18.2	15.9	
III	52.4	42.1	42.5	42.9	53.3	58.2	59.8	54.9	52.5	53.9	53.1	54.9	49.0	50.7	48.7	51.8	59.4	58.0	58.7	69.8	
NORM	23.6	21.7	22.3	22.2			25.4			24.1	22.8	20.9	25.1	20.6	21.7	24.2	26.9	22.3	24.8	20.5	
MND	78.5	68.0	69.1	76.3	78.5	83.6	84.5	80.8	76.5	99.1	77.7	72.0	73.7	75.3	75.1	76.6	80.2	84.6	77.5	93.9	
NORM	61.8	55.2	57.9	54.0			61.6			61.9	62.6	58.3	61.5	55.1	58.9	59.7	62.4	58.1	62.2	51.9	

NEERSLAG 8-8 UUR (MM)

DISTRICT 6															DISTRICT 7						
NR	345	349	354	358	361	362	664	665	668	670	672	675	681	687	225	229	426	435	437	438	
DAG	VROOMS HOOP	KLA ZIENA VEEN	DE DEMS VAART	ROU VEEN	TUB BERGEN	RUINER WOLD	AL MELO	EN SCHEDE	HENGE LO (OV)	TWEN THE	HELLEN DOORN	WEER SELO	LET TELE	HOL TEN	OVER VEEN	ZAND VOORT	ZOE TER MEER	HEEM STEDE	LIJN DEN	HOOFD DORP	
1	.	0.1	0.4	1.8	0.3	0.1	.	.	0.6	.	.	
2	2.6	2.0	2.6	4.7	2.6	5.4	2.1	2.4	2.0	1.9	3.1	2.0	2.9	2.5	8.7	5.8	10.0	8.3	7.7	8.5	
3	.	.	.	0.1	0.1	
4	
5	
6	
7	
8	
9	
10	
11	
12	
13	0.3	.	0.3	.	5.1	.	.	.	0.8	
14	0.9	.	1.7	1.9	2.6	0.1	2.5	0.9	.	.	0.3	0.6	.	0.3	.	
15	0.1	
16	4.4	0.4	0.9	0.2	1.0	.	0.4	.	0.2	.	1.0	0.3	0.4	
17	0.2	0.2	0.7	0.9	.	0.6	0.4	0.4	.	0.2	0.2	0.2	.	.	0.2	0.1	0.2	0.3	0.3	0.2	
18	3.1	3.6	5.0	5.9	3.0	6.0	3.6	4.9	2.5	3.8	3.4	3.3	2.5	2.9	5.6	7.7	6.3	7.7	7.0	6.7	
19	8.5	7.0	6.7	7.2	6.5	6.3	7.5	9.0	10.3	10.5	9.8	8.4	7.1	10.9	9.7	8.1	11.0	9.7	13.9	12.4	
20	5.2	6.0	6.7	7.2	3.0	13.6	5.0	3.8	3.5	6.8	6.4	3.0	6.6	5.5	4.8	4.0	8.8	9.3	6.3	6.7	
21	17.1	12.3	14.2	10.8	14.8	9.0	20.8	22.8	17.0	21.5	20.6	18.9	15.2	15.6	5.9	7.9	10.0	2.5	3.4	2.8	
22	4.6	5.2	2.8	2.0	19.2	1.0	16.5	8.5	9.9	11.4	5.5	7.2	6.0	11.8	13.3	12.6	6.2	6.5	7.0*	7.0	
23	4.2	9.0	13.7	8.6	4.9	11.0	5.4	4.3	4.5	3.2	6.1	2.8	7.0	4.9	5.9	3.2	5.7	5.2	6.1	7.3	
24	0.2	0.6	0.4	1.2	2.0	3.5	1.8	0.8	1.8	1.0	0.6	0.4	0.2	.	0.3	.	0.2	1.5	2.2	1.6	
25	6.0	8.1	11.5	16.0	7.3	6.0	7.4	7.2	9.2	7.8	9.6	7.1	7.1	7.8	10.9	11.2	18.9	15.7	15.7	12.3	
26	3.7	1.4	0.5	1.6	0.1	3.5	0.2	2.2	0.2	0.4	.	0.3	0.1	.	4.3	0.8	1.1	1.1	1.8	2.4	
27	5.1	5.4	5.1	3.5	6.0	3.5	4.5	5.4	3.4	5.0	4.8	5.5	4.6	4.6	8.3	8.5	16.3	8.4	7.5	8.7	
28	1.8	2.6	2.6	2.2	4.7	3.1	3.8	3.0	3.5	6.7	2.8	3.7	2.5	4.3	3.6	3.4	6.0	5.6	4.1	5.5	
29	.	0.8	2.4	0.2	0.5	.	0.2	.	.	0.1	
30	4.8	8.3	4.2	8.6	6.8	6.0*	3.1	3.7	6.6	4.1	6.2	4.8	8.1	4.0*	4.9	1.8	6.0	5.1	11.5	6.6	
31	1.5	2.0	0.8	1.6	7.6	1.0	4.2	3.0	6.2	7.5	4.6	5.0	5.3	2.7	2.4	2.1	2.3	3.7	3.1	3.6	
I	2.6	2.1	3.0	4.8	2.6	5.4	2.1	2.4	3.8	2.2	3.1	2.0	2.9	2.5	8.9	5.8	10.0	8.9	7.7	8.5	
NORM	18.2	16.4	17.6	17.3	18.8	.	19.2	17.4	18.2	18.4	16.0	19.2	17.8	.	15.5	13.2	.	13.6	14.9	13.3	
II	21.4	17.2	20.0	26.3	13.8	27.4	17.2	19.8	23.5	23.9	20.9	18.7	18.3	20.1	20.4	20.2	26.3	27.6	27.5	26.3	
NORM	17.9	16.1	18.3	19.5	16.1	.	18.5	16.7	17.2	16.5	17.9	18.3	19.9	.	15.6	15.2	.	16.6	16.0	17.3	
III	49.0	55.7	55.8	56.1	73.4	47.6*	67.7	63.3	62.5	69.1	60.8	55.9	56.1	55.7*	59.9	51.5	72.7	55.3	62.4*	57.8	
NORM	22.8	20.9	24.8	23.6	20.6	.	23.3	21.8	22.6	21.8	23.3	22.1	23.5	.	19.1	17.9	.	18.2	18.6	19.5	
MND	73.0	75.0	78.8	87.2	89.8	80.4	87.0	85.5	89.8	95.2	84.8	76.6	77.3	78.3	89.2	77.5	109.0	91.8	97.6	92.6	
NORM	58.9	53.5	60.7	60.5	55.5	.	60.9	55.9	57.9	56.7	57.2	59.5	61.2	.	50.2	46.3	.	48.4	49.5	50.2	
DISTRICT 7																					
NR	439	440	441	442	443	444	449	450	451	453	454	455	456	458	461	463	464	467	469	470	473
DAG	ROELOF ARENDS VEEN	SCHE VE NINGEN	AM STER DAM	BOS KOOP	GOUDA	KAT WIJK	DELFT	NU MANS DORP	IJSSEL MONDE	BERG SCHEN HOEK	LISSE	STRIJ EN	OOST VOORNE	AALS MEER	BAREN DRECHT	N.HEL VOET	BRIEL LE	POORTU GAAL	ZEG LEIDEN	R'DAM VELD WH	
1	.	.	.	0.3	0.4	.	.	0.8	0.2	.	0.1	.	0.8	.	0.4	3.0	1.1	1.2	.	.	
2	8.5	8.2	9.0	6.5	4.6	9.1	8.3	5.4	6.5	10.0	7.1	3.0	6.1	7.6	6.1	7.8	6.7	7.7	10.3	4.6	10.1
3	.	.	.	0.1
4
5
6
7	.	.	.	0.1	.	0.8	2.2	.	.
8
9
10
11
12
13
14
15	.	.	.	0.1	.	.	.	0.4	0.9	.	.	0.4	.	.	0.4	.	.	1.4	.	.	.
16
17	0.5	0.6	.	.	0.4	0.3	.	0.2	0.8	.	0.2	0.7	.	0.7	0.7	.	0.2	0.6	.	.	.
18	5.7	6.8	7.0	5.3	6.3	6.4	5.4	7.5	7.3	6.5	6.5	7.0	6.2	5.6	6.2	5.0	6.5	8.0	5.3	5.2	7.8
19	12.2	14.1	12.6	11.3	13.0	13.2	11.4	9.6	13.2	14.6	14.1	13.4	12.5	11.6	13.2	11.6	12.6	14.7	14.7	12.6	17.0
20	9.3	10.0	4.6	7.0	6.9	8.0	8.5	6.7	8.3	7.6	8.6	7.0	9.5	7.5	8.1	8.7	10.2	7.9	10.3	6.0	8.0
21	3.0	6.0	5.4	11.0	15.7	2.7	11.5	10.2	11.3	12.7	2.1	13.3	8.5	3.2	8.2	9.6	7.3	9.1	4.6	9.8	16.4
22	6.2	7.5	5.7	7.5	1.9	7.4	5.7	0.8	2.6	4.7	6.3	0.9	7.0	7.8	1.5	7.0	5.8	2.4	7.4	10.0	4.3
23	4.4	7.6	3.2	5.6	11.1	6.0	6.4	10.4	11.0	7.5	6.1	14.9	10.0	4.4	9.4	9.0	8.0	13.1	5.1	5.4	12.5
24	0.7	0.4	1.0	0.2	0.5	.	0.8	1.2	1.4	0.3	1.1	0.4	0.3	.	0.2	.	0.9	0.1	.	0.6	0.8
25	19.7	15.7	16.2	13.7	11.1	13.2	15.2	9.8	12.5	11.1	12.7	10.4	13.8	17.2	10.4	9.9	13.1	9.6	20.9	13.4	11.3
26	1.0	1.5	0.6	1.5	1.5	1.4	2.2	3.2	2.1	1.6	1.0	2.0	2.7	1.8	2.7	3.4	3.4	2.4	2.0	1.6	2.4
27	12.3	12.3	7.6	16.2	17.5	12.5	15.5	17.3	17.3	17.7	11.4	21.0	14.1	10.4	17.5	14.1	15.7	18.5	13.6	15.0	17.9
28	4.7	5.5	2.6	6.0	6.6	4.8	6.7	5.2	8.2	7.3	3.8	5.9	6.8	4.5	9.2	5.8	7.4	7.8	6.0	5.2	8.6
29	.	.	0.1	0.2	.	.	0.2	0.1	0.1	.	.	.	0.1
30	1.8	3.7	1.2	2.2	4.2	5.5	8.8	1.7	8.3	8.1	3.3	8.9	4.8	9.3	11.1	4.6	5.4	6.9	6.2	4.8	11.3
31	3.2	0.9	1.2	1.6	2.1	1.7	2.3	2.6	2.3	1.3	1.8	3.6	2.0	2.5	4.0	3.4	3.7	2.0	2.0	2.0	7.8
I	8.5	8.2	9.0	7.0	5.0	9.9	8.3	6.2	6.7	10.0	7.2	3.0	6.9	7.6	6.5	10.8	7.8	8.9	12.5	4.6	10.1
NORM	15.3	16.6	16.4	16.5	15.8	14.7	16.9	16.8	17.0	18.4	13.9	16.8	17.1	15.3	17.9	16.3	17.0	16.8	15.6	15.9	15.6
II	27.7	31.5	24.2	23.7	26.6	27.9	25.3	24.4	30.5	28.7	29.4	28.5	28.2	24.7	28.6	25.3	29.3	32.2	30.9	23.8	32.8
NORM	14.7	13.8	17.1	16.0	17.2	14.3	14.0	14.6	16.0	15.0	13.9	16.0	14.2	15.9	16.1	14.9	15.0	14.8	13.5	17.2	14.9
III	57.0	61.1	44.7	65.6	72.2	55.2	75.1	62.6	77.0	72.3	49.8	81.4	70.1	61.1	74.2	66.8	70.7	72.0	67.8	67.8	93.3
NORM	19.5	21.5	21.0	22.2	22.4	18.5	20.9	21.9	24.5	23.1	18.3	22.0	18.9	20.6	24.8	19.5	20.1	22.1	21.1	22.6	23.6
MND	93.2	100.8	77.9	96.3	103.8	93.															

MEI 2006

NEERSLAG 8-8 UUR (MM)

DISTRICT 7												DISTRICT 8									
NR	474	477	479	480	481	482	548	559	561	563	572	328	329	336	350	509	510	514	523	541	
DAG	VALKEN BURG VK	H.VAN H'LAND M'PAD	MAAS LAND	HON SELERSS DIJK	VOOR SCHO TEN	HENDRI IDO AM BACHT	LOE A/D VECHT	VLEU TEN	BEN SCHOP	WEE SP	AB COUDE	HEERDE	WAPEN VELD	OLDE BROEK	ELBURG	DOORN	VAAS SEN	EPE	WIJK B/DUUR STEDE	ARNHEM	
1	0.5				0.1				0.2												
2	7.7	7.8	9.1	5.0	9.1	3.0	7.5	3.6	3.2	7.7	6.2	2.0	2.1	2.8	3.8	4.0	2.3	2.0	4.0	3.4	
3	
4	
5	
6	0.9	0.5	
7	
8	
9	
10	0.3	
11	
12	
13	0.1	.	.	.	
14	
15	
16	0.1	0.2	.	.	0.2	.	.	0.5	1.0	1.1	1.7	0.1	1.7	0.7	.	0.3	
17	0.5	.	.	.	0.7	0.5	.	.	1.0	.	0.4	.	0.2	.	0.2	0.5	.	.	.	0.4	
18	5.6	7.0	5.7	5.2	6.1	6.5	5.0	7.3	5.7	6.5	6.2	5.0	5.2	5.1	6.4	5.2	3.7	4.9	3.0	6.7	
19	12.7	12.2	13.4	12.7	13.4	13.0	14.4	13.2	11.9	16.2	16.4	7.5	7.1	9.2	9.3	9.4	6.9	6.4	4.4	7.7	
20	9.8	11.4	10.5	6.2	10.3	7.0	4.9	5.0	6.0	5.6	6.2	7.5	7.4	7.6	7.1	8.3	7.4	9.1	7.0	11.0	
21	3.2	5.7	6.9	5.8	5.0	11.0	7.8	8.0	10.6	3.4	6.0	12.7	13.2	11.5	6.6	28.4	19.1	12.0	36.2	40.5	
22	6.4	6.7	5.4	5.2	7.0	0.9	10.2	1.5	1.3	6.4	10.1	8.6	7.8	7.8	6.0	3.1	6.0	6.6	2.5	7.6	
23	10.0	8.8	6.5	8.2	6.6	8.5	4.4	7.6	7.1	3.4	3.5	7.1	5.8	10.6	10.2	7.5	6.8	6.5	7.5	3.6	
24	0.1	.	1.1	0.2	.	0.4	0.2	0.1	0.1	0.5	0.3	.	0.2	0.1	0.2	1.2	0.5	.	0.9	0.8	
25	16.6	18.7	10.4	18.2	19.6	10.5	14.4	13.0	10.0	13.1	14.5	11.3	10.8	11.8	17.2	14.0	10.4	11.4	8.0	14.0	
26	1.6	2.5	2.4	2.8	1.7	1.5	0.4	0.6	1.7	0.6	1.0	0.1	0.6	.	0.8	0.7	0.3	0.2	0.7	0.7	
27	13.1	15.0	14.7	12.3	13.3	17.2	11.8	16.0	16.2	9.5	9.6	5.3	3.6	4.5	4.1	15.9	6.0	5.0	14.0	14.7	
28	5.4	6.8	6.4	6.8	5.3	6.5	3.8	6.0	6.1	5.0	5.1	2.2	1.7	2.9	2.8	7.6	3.5	2.4	7.0	5.8	
29	0.1	.	.	.	0.1	
30	5.5	3.7	6.9	6.2	6.5	6.0	0.4	1.0*	3.8	2.3	0.6	12.0	9.0	10.9	5.8	9.1	8.7	14.0	3.3	7.9	
31	3.1	4.3	5.3	3.8	3.3	1.5	0.8	1.1	1.8	2.5	1.3	2.0	1.4	1.8	1.1	1.9	5.4	4.4	3.0	1.4	
I	9.1	7.8	9.1	5.0	9.2	3.0	7.5	3.6	3.9	7.7	6.2	2.0	2.4	2.8	3.8	4.0	2.3	2.0	4.0	3.4	
NORM	15.4						17.2	17.3	18.2	16.4	15.6	19.0	18.5	18.7	16.3		18.9	18.8	17.6	19.0	
II	28.6	30.6	29.6	24.1	30.6	27.2	24.3	25.5	24.8	28.3	29.2	20.5	20.9	23.0	24.7	23.5	19.8	21.1	14.4	26.1	
NORM	14.3						17.6	17.9	19.6	19.1	18.4	22.3	22.2	20.6	19.5		19.5	20.8	17.8	18.8	
III	65.0	72.2	66.0	69.5	68.3	64.0	54.2	54.9*	58.7	46.7	52.0	61.3	54.1	61.9	54.8	89.5	66.7	62.5	83.1	97.1	
NORM	20.9						23.6	23.5	23.7	22.4	22.3	25.8	25.4	26.2	22.6		25.8	26.5	25.0	25.4	
MND	102.7	110.6	104.7	98.6	108.1	94.2	86.0	84.0	87.4	82.7	87.4	83.8	77.4	87.7	83.3	117.0	88.8	85.6	101.5	126.6	
NORM	50.6						58.5	58.7	61.5	57.8	56.3	67.1	66.2	65.5	58.4		64.2	66.1	60.4	63.2	
DISTRICT 8																					
NR	542	543	546	547	550	557	558	560	564	565	567	570	571	573	576	578	579	580	582	583	591
DAG	PUT TEN	APEL DOORN	WOUDEN BERG	NIJ KERK	DE BILT	EER BEEK	LUN TEREN	AME RONGEN	HULS HORST	VOORT HUI ZEN	KOOT WIJK	ELS PEET	HARS KAMP	BEEK BERGEN	SPA KEN BURG	OOSTER BEEK	VEE NEN DAAL	BARNE VELD	HA MERS VELD	WAGE NINGEN PD	DEE LEN
1	0.1	0.1	0.1	.	1.7	0.5	0.2	0.2	.	0.1	.	.	1.1	0.5	.	.	.	0.1	.	0.3	0.4
2	2.8	2.1	4.1	2.9	3.7	3.5	3.7	3.3	2.5	2.2	3.4	2.3	3.3	3.7	2.7	4.5	4.9	3.0	4.1	3.9	4.6
3	0.1	0.1
4
5
6
7
8
9
10	0.2
11
12
13
14	0.2	3.7	.	.	0.6	0.2	0.4	
15	0.2
16	0.7	1.2	.	0.2	0.6	.	0.2	0.1	0.3	0.4	.	1.3	.	0.4	.	0.8	0.3	0.3	0.2	0.6	0.3
17	0.3	.	0.5	.	0.4	0.3	0.3	0.1	0.3	1.0	0.2	0.2	1.1	1.1	.	0.6	.	1.0	0.3	1.0	0.2
18	5.3	4.0	4.5	6.7	6.7	4.0	5.4	5.4	6.1	5.2	4.7	5.4	4.9	4.1	5.2	4.8	5.0	4.2	5.7	5.6	4.4
19	10.7	7.8	9.6	10.2	12.1	8.4	9.4	11.0	10.1	8.6	8.5	10.7	6.8	8.5	6.3	9.4	9.1	10.0	10.3	9.1	8.6
20	9.3	10.2	9.1	5.4	7.0	10.5	13.1	9.8	7.5	7.5	9.8	8.2	11.1	8.6	6.8	9.8	10.0	8.3	6.6	9.6	11.7
21	11.3	19.0	28.6	6.5	10.1	40.8	28.3	31.0	8.1	14.3	22.4	11.9	25.2	21.7	8.4	22.5	27.0	26.8	13.3	34.5	31.5
22	7.5	3.6	4.0	2.3	1.5	7.6	1.7	1.3	5.2	2.6	8.7	3.7	1.9	8.5	1.2	8.2	1.7	2.2	1.9	4.5	6.6
23	9.5	8.0	6.9	12.7	8.9	6.6	3.8	7.5	9.5	7.7	13.0	8.1	9.4	5.8	7.6	5.0	9.4	8.8	10.4	3.3	6.0
24	0.1	.	0.5	0.2	0.9	0.7	0.6	0.7	0.2	0.3	0.1	0.1	0.9	1.4	0.2	0.8	0.6	0.4	0.4	0.9	0.7
25	14.9	11.2	10.7	14.2	11.8	13.5	8.1	7.2	14.1	13.5	10.8	14.7	8.5	10.6	13.2	12.4	8.2	11.7	12.3	12.4	10.3
26	0.2	.	0.1	0.3	0.5	0.2	0.2	0.2	0.2	0.1	0.2	0.2	0.1	0.1	0.2	1.0	0.2	0.1	0.3	1.1	0.5
27	8.0	6.7	11.9	8.6	15.5	8.4	11.2	13.3	5.1	8.6	9.7	6.5	8.6	9.0	9.2	13.8	11.9	9.7	10.0	13.3	11.1
28	5.6	5.9	4.6	5.0	6.9	3.4	6.3	3.5	2.4	3.9	8.7	3.7	4.6	7.6	3.3	5.5	4.8	4.0	6.7	5.4	5.3
29	.	.	.	0.1	0.2	0.1	0.1
30	12.9	7.3	15.1	14.8	4.4	6.8	13.3	12.2	4.6	13.0	6.4	5.5	9.0	10.0	10.0	7.4	12.3	13.0	17.9	11.7	7.8
31	1.3	2.2	3.1	3.3	1.5	2.4	3.2	2.0	4.5	2.0	5.6	2.5	1.7	3.2	3.2	4.1	7.6	3.3	3.6	3.3	3.0
I	2.9	2.2	4.2	2.9	5.4	4.0	3.9	3.5	2.6	2.3	3.4	2.3	4.4	4.2	2.7	4.5	5.1	3.1	4.1	4.2	5.1
NORM	18.9	17.9	18.1	17.1	18.8	19.0	18.9	18.1	16.2	16.8	18.2	18.4	18.6	20.4	16.8	18.9	18.0	19.1	19.6	18.7	19.1
II	26.5	23.2	23.7	22.5	26.8	23.2	28.4	26.4	24.0	22.0	27.7	25.8	23.9	23.3	18.7	25.8	24.4	23.8	23.1	25.9	25.2
NORM	20.6	19.9	17.8	18.2	17.7	20.2	18.7	18.3	19.5	17.4	18.4	20.4	18.3	20.5	17.0	19.5	18.8	19.0	19.9	18.3	18.9
III	71.3	63.9	85.5	68.0	62.0	90.4	76.7	78.9	54.1	66.0	85.6	56.9	69.9	77.9	56.6	80.8	83.7	80.0	76.8	90.4	82.8
NORM	28.6	27.8	26.2	23.8	26.4	24.3	27.2	27.8	24.3	24.6	29.3	29.8	27.5	28.2	24.5	27.1	24.1	26.5	25.5	24.5	25.7
MND	100.7	89.3	113.4	93.4	94.2	117.6	109.0	108.8	80.7	90.3	116.7										

MEI 2006

NEERSLAG 8-8 UUR (MM)

DISTRICT 11																							
NR	735	736	737	738	740	741	742	743	744	746	747	749	750	751	752	754	755	756	757	758	760		
DAG	KAPEL LE	BROU WERS HAVEN	KERK WERVE	BIER VLIET	ST KRUIS	STAVE NISSE	TER NEU ZEN	NOORD GOUWE	ANNA JACOBA POLDER	WEST KAPEL LE	KRAB BEN DIJKE	WILHEL MINA DORP	RIL LAND	VROU WEN POLDER	HAAM STEEDE	OVE ZANDE	KORT GENE	MIDDEL BURG	THOLEN	WOL PH'RTS DIJK	'S HEE REN HOEK		
1	1.0	1.2	1.1	6.8	4.0	0.6	2.5	3.8	0.6	1.5	1.6	1.1	0.1	1.1	2.2	2.9	0.8	4.3	0.1	1.8	3.9		
2	4.1	5.3	5.2	3.0	2.9	4.7	2.1	5.0	4.1	5.6	3.7	5.0	3.1	5.7	3.1	3.6	4.7	3.2	4.3	4.9	3.2		
3	
4	
5	
6	0.3	
7	.	.	.	0.3	1.4	.	0.2	
8	.	.	.	0.7	1.6	0.5	0.1	.	0.2	
9	.	.	.	2.1	4.2	.	1.3	.	.	0.5	.	.	.	0.2	.	0.2	0.1	0.3	.	.	.	0.3	
10	1.6	.	0.8	0.3	0.7	.	0.5	1.1	0.7	.	2.2	0.5	0.2	.	0.5	2.9	0.5	1.2	0.5	0.1	1.2		
11	
12	
13	
14	.	.	.	0.2	0.7	
15	
16	0.2	0.1	0.1	.	.	1.7	.	0.1	0.4	.	.	1.9	0.6	0.6	
17	0.7	.	0.3	2.0	.	0.6	.	0.1	.	0.6	9.8	0.2	9.6	0.5	0.2	1.1	0.4	.	.	1.8	0.4	.	
18	8.7	6.7	5.8	5.8	5.5	7.6	3.3	7.2	8.3	7.7	4.6	8.1	5.1	6.0	7.7	7.1	10.6	10.1	4.7	11.3	9.7	.	
19	10.4	12.5	9.1	9.9	14.2	13.2	12.8	8.2	10.9	11.4	12.4	12.3	9.3	13.1	12.8	9.3	16.7	10.1	8.4	12.7	12.4	.	
20	7.2	8.9	6.6	7.0	5.5	7.3	8.1	7.7	7.4	9.2	7.1	7.1	11.5	9.5	7.5	6.6	7.3	7.7	6.3	7.7	6.4	.	
21	6.3	4.4	6.9	3.5	1.4	7.7	3.2	4.3	6.2	2.8	7.0	4.2	5.1	3.7	2.5	2.3	8.9	6.3	8.0	7.0	3.7	.	
22	0.9	6.1	7.6	1.2	0.6	0.9	0.8	7.3	1.1	11.1	0.9	1.4	0.9	8.3	6.2	0.6	3.4	5.1	1.5	5.6	0.7	.	
23	14.2	11.5	12.6	20.3	12.1	13.4	16.3	11.1	13.2	11.6	16.0	13.9	15.3	10.5	12.0	15.6	14.6	15.0	16.4	13.5	11.8	.	
24	.	0.1	0.3	.	0.1	0.6	2.5	.	.	.	2.4	.	5.0	0.2	.	.	.	
25	19.3	10.7	10.0	16.8	20.0	12.4	15.6	9.8	12.2	16.9	23.7	18.9	19.9	12.9	9.7	23.7	15.8	22.2	16.0	18.7	19.6	.	
26	3.3	2.7	2.5	4.2	3.1	3.7	3.4	2.4	2.6	4.5	3.1	3.9	1.6	3.5	4.5	3.8	2.6	3.6	1.2	2.8	4.1	.	
27	13.8	13.2	13.2	8.9	10.4	12.9	9.3	13.7	14.1	6.9	12.3	12.2	14.9	9.7	9.2	12.0	12.6	9.3	16.2	11.5	10.2	.	
28	10.2	6.2	10.6	6.7	6.6	10.4	5.5	9.3	9.9	10.3	8.8	11.3	8.8	12.0	9.8	7.4	10.2	9.5	12.2	11.5	9.5	.	
29	0.1	.	.	.
30	2.2	3.5	2.0	1.3	0.6	7.3	1.7	4.9	3.8	0.4	4.3	2.0	4.8	1.3	2.0	6.5	2.3	1.8	2.8	1.5	1.5	.	
31	8.2	3.0	3.7	8.3	5.5	3.9	4.9	3.3	3.9	3.0	3.3	6.5	4.6	1.5	3.0	5.3	6.0	2.4	7.3	4.2	5.9	.	
I	6.7	6.5	7.1	13.2	14.8	5.3	6.6	9.9	5.4	8.1	7.8	6.6	3.4	7.0	5.8	9.7	6.1	9.2	4.9	6.8	8.6	.	
NORM	17.1	15.1	15.7	19.4	19.7	15.8	16.4	14.7	15.8	15.3	19.0	16.1	17.5	16.4	16.3	17.1	15.6	16.8	17.7	16.7	16.5	.	
II	27.2	28.2	21.9	24.9	25.9	30.4	24.2	23.3	27.0	28.9	33.9	29.6	35.5	29.1	28.2	24.1	35.0	27.9	21.2	32.7	29.1	.	
NORM	16.6	13.6	14.7	18.8	17.8	16.0	18.7	15.5	14.8	13.9	18.8	16.5	18.8	14.9	13.8	19.1	15.4	15.7	15.5	16.1	16.6	.	
III	78.4	61.4	69.4	71.2	60.4	73.2	63.2	66.1	67.0	67.5	81.8	74.3	80.9	63.4	58.9	77.2	76.4	75.2	81.8	76.4	67.0	.	
NORM	20.3	18.3	17.5	19.1	20.1	18.5	20.5	17.9	21.5	18.1	22.1	18.6	23.1	19.0	18.3	20.9	16.9	21.3	20.6	19.8	18.9	.	
MND	112.3	96.1	98.4	109.3	101.1	108.9	94.0	99.3	99.4	104.5	123.5	110.5	119.8	99.5	92.9	111.0	117.5	112.3	107.9	115.9	104.7	.	
NORM	54.0	47.1	47.8	57.2	57.6	50.3	55.6	48.1	52.1	47.3	59.9	51.1	59.3	50.2	48.4	57.1	48.0	53.8	53.8	52.5	52.0	.	
DISTRICT 11							DISTRICT 12							DISTRICT 13									
NR	761	762	763	764	767	770	828	829	832	833	834	837	838	839	841	827	831	843	844				
DAG	PHI LIP PINE	SCHOON DIJKE	CAD ZAND	KLOOS TER ZANDE	KA PELLE BRUG	WEST DORPE	OUDEN BOSCH	ZUN DERT	BERGEN O/ZOOM	OOS TER HOUT	CHAAM	STEEN BERGEN	GINNE KEN	HOOGER HEIDE	KLUN DERT	TIL BURG	ES BEEK	GILZE RIJEN	CA PELLE				
1	2.6	8.2	1.9	8.3	2.1	1.5	.	1.8	0.9	.	4.1	1.2	0.9	2.8	0.7	.	1.7	0.3	1.8	.			
2	2.2	3.6	3.8	3.5	3.4	1.8	5.7	2.1	3.3	2.9	2.8	5.1	2.0	3.4	4.2	3.0	4.3	2.1	1.2	.			
3	0.1	.	.	.	0.1		
4	0.1		
5		
6		
7	0.1	0.5	.	.	0.1	0.6	18.4		
8	0.8	1.2	1.5	.	.	0.2		
9	1.8	3.0	3.5	0.2	0.8	1.5*		
10	0.6	2.3	3.4	0.9	0.4	0.2	.	1.5	.	.	1.1	0.7	0.1	1.1	0.2		
11	1.0	0.9		
12	0.1		
13		
14	0.1	.	0.4		
15		
16	.	0.3	0.6	.	0.5	1.2	.	.	0.9	0.2	.	.	.	0.2	0.2		
17	5.6	8.3	6.9	5.6	0.6	0.1	6.1	8.6	2.5	6.9	9.0	2.4	5.8	4.8	1.4	7.8	11.0	7.0	5.8	5.8	.		
18	10.6	12.2	9.5	9.5	12.4	14.4	4.5	2.9	5.8	4.7	3.6	6.7	3.9	3.9	7.5	3.4	3.1	3.3	3.6	3.6	.		
19	10.6	12.2	9.5	9.5	12.4	14.4	8.3	13.5	9.4	11.0	12.2	9.5	13.0	13.4	10.3	11.6	6.0	12.7	10.6	10.6	.		
20	10.2	7.9	7.7	12.0	8.2	8.5	6.7	6.5	7.6	6.0	6.0	6.3	6.9	7.0	7.3	7.5	6.2	5.0	5.6	5.6	.		
21	1.7	1.0	1.8	3.5	3.3	2.5	20.1	8.9	5.4	10.7	13.9	15.4	19.2	6.8	12.2	22.6	18.8	14.7	9.6	9.6	.		
22	1.1	1.0	6.5	0.8	0.7	1.3	0.8	1.2	0.9	1.1	2.3	1.2	0.9	1.1	0.8	3.5	4.2	1.9	0.6	0.6	.		
23	18.3	14.4	16.5	25.2	9.0	12.4	10.0	18.5	17.8	14.4	10.9	14.3	11.0	14.4	12.1	12.2	4.6	10.6	12.9	12.9	.		
24	6.2	.	.	4.7	1.9	0.7	1.0	4.7	.	1.2	2.8	.	1.0	2.1	0.3	2.3	6.4	1.3	0.6	0.6	.		
25	15.5	18.7	18.2	16.9	14.5	13.2	13.6	14.8	13.9	9.6	10.0	15.4	13.6	17.4	13.3	9.2	11.6	11.6	8.7	8.7	.		
26	3.0	2.7	4.1	3.0	3.2	2.7	2.0	1.5	4.1	2.4	2.4	4.2	1.9	2.2	1.9	2.6	0.8	2.2	1.3	1.3	.		
27	13.5	8.8	7.8	11.6	9.6	9.1	18.6	17.3	13.0	23.6	17.0	17.0	19.3	16.8	18.2	25.4	19.6	18.8	21.4	21.4	.		
28	6.3	6.3	6.8	7.5	6.1	5.9	10.7	11.3	9.9	8.0	11.6	11.0	11.0	9.8	7.3	10.8	12.6	10.8	8.3	8.3	.		
29	0.1	0.1	0.1	.	.	.	
30	0.5	1.4	1.4	7.1	4.5	3.5	4.3	3.7	5.5	4.2	6.2	4.2	8.0	4.9	3.1	1.3	2.1	2.9	2.6	2.6	.		
31	6.4	3.3	6.0	6.5	10.9	7.5	2.6	2.9	3.9	2.4	2.7	4.4	2.3	4.4	1.0	1.1	2.5	3.7	2.9	2.9	.		
I	8.1	18.8	14.1	12.9	6.8	6.0*	5.7	5.4	4.2	3.0	8.0	7.0	3.0	7.3	5.1	3.0	24.4	2.4	3.0	3.0	.		
NORM	16.8	17.9	17.6	21.4	18.4	.	16.5	16.7	16.7	18.3	17.7	17.4	18.2	17.5	16.8	17.4	19.0	19.7	19.9	19.9	.		
II	26.5	28.7	24.5	32.2	26.5	28.1	25.6	31.5	25.9	28.6	31.3	26.1	29.6										

DISTRICT 13

NR	892	896	899	901	902	903	904	905	906	907	908	909	911	912	914	915	918	919	920
DAG	GIERS BER GEN	HEL MOND	GEMERT	NU LAND	EIND HOVEN	MEGEN	SOME REN	ST ANTHO NIS	OIR SCHOT	BOX TEL	DEURNE	MILL	DIN THER	LEENDE	OSS	EERSEL	MAAR HEEZE	EIND HOVEN VB	VOLKEL
1	.	.	0.2	.	0.2	.	0.3	0.1	1.0	.	2.3	0.2	.	0.1
2	1.6	3.4	4.8	3.2	2.6	3.2	2.6	2.9	3.0	3.7	3.3	4.3	3.6	1.6	3.0	1.1	2.2	2.0	4.6
3
4	.	.	.	0.1
5
6	0.5	.	0.4	16.6	2.3	0.1	.	.	7.8	.	15.7	1.3	6.5	.
7
8
9
10	0.2	0.2	.	.	0.7	.	1.3	0.4	0.4	.
11
12
13	0.3
14	0.5	0.7	.	.	.	0.7	.	.	0.6	.	.	0.7	.	0.1
15	0.1	.	.
16	0.2	0.2	0.5	0.1
17	8.8	12.7	9.5	4.7	7.6	1.5	4.5	9.3	15.0	6.3	7.9	6.3	4.3	2.5	5.4	3.1	1.7	9.0	6.8
18	4.6*	3.6	3.5	5.4	4.0	6.3	5.1	3.8	3.2	3.0	6.4	4.1	2.8	5.4	3.6	3.9	5.5	3.4	3.4
19	9.0	3.1	3.8	10.4	4.5	7.8	3.0	5.0	6.4	7.6	3.3	4.9	7.7	3.3	9.2	4.3	3.9	7.7	6.2
20	5.4	3.5	3.6	4.2	3.0	4.5	3.8	4.2	4.5	5.8	4.6	3.8	4.1	3.8	5.5	3.6	3.7	3.2	6.0
21	19.8	15.3	14.5	24.9	16.0	25.5	13.0	16.6	16.4	19.8	17.1	14.8	14.6	10.8	16.1	12.3	10.1	10.0	14.4
22	2.4	13.2	13.8	6.0	12.6	8.0	7.7	10.8	4.9	6.4	9.8	6.5	7.1	9.7	5.5	6.2	10.8	4.2	7.3
23	8.8	3.7	3.7	10.6	3.1	6.8	1.6	2.9	4.6	4.5	1.6	3.5	5.5	1.8	6.6	2.7	0.6	5.9	5.7
24	0.6	1.8	3.8	0.3	1.0	0.8	1.0	1.7	2.5	1.2	0.7	1.8	0.5	2.0	0.4	1.0	2.5	3.6	1.8
25	9.8	9.7	7.8	7.0	8.5	7.0	8.3	8.6	9.8	9.1	12.8	9.4	7.2	9.2	6.6	12.9	8.0	8.1	8.9
26	0.9	0.4	1.5	0.7	1.3	0.4	2.0	0.3	0.9	0.8	0.7	0.4	0.6	2.5	0.5	1.3	1.7	1.1	0.2
27	21.2	25.7	18.4	18.9	18.0	16.2	18.1	16.6	20.7	24.9	17.8	17.1	15.4	17.4	16.5	17.9	16.2	16.0	18.1
28	9.7	14.9	10.2	8.5	13.3	8.2	11.7	9.5	11.5	10.4	12.5	9.6	9.7	12.5	7.3	12.9	10.0	11.0	11.9
29	.	.	.	0.2	.	.	0.4	.	.	.	0.3	.	.	1.2	0.1	.	1.7	.	.
30	1.1	3.6	5.2	0.6	1.9	8.0	4.0	2.8	.	1.1	2.6	3.5	3.0	1.9	6.4	.	1.8	.	6.4
31	1.1	4.4	2.4	2.1	3.2	3.1	2.1	1.0	1.1	2.7	3.4	1.3	2.5	2.6	3.2	3.4	3.6	1.3	4.5
I	1.6	3.4	5.0	3.3	3.0	3.7	2.9	3.4	19.6	6.0	3.6	4.3	3.6	11.1	3.0	20.4	4.1	8.9	4.7
NORM	19.0	18.6	19.5	22.0	18.9	18.7	19.5	18.3	20.4	19.5	21.2	18.0	21.0	18.5	17.3	19.0	19.1	20.1	
II	27.8*	22.9	20.4	24.7	19.1	20.8	17.3	22.3	29.1	22.7	22.9	19.8	18.9	16.1	23.8	14.9	15.6	23.3	22.8
NORM	17.2	16.0	18.6	16.7	19.0	19.3	19.0	17.0	18.9	17.8	18.4	19.8	18.3	17.3	18.0	17.7	18.0	17.0	
III	75.4	92.7	81.3	79.6	79.1	84.0	69.9	70.8	72.4	80.9	79.3	67.9	66.1	71.6	69.2	70.6	67.0	61.2	79.2
NORM	25.1	24.5	26.3	26.0	23.6	25.3	23.8	25.1	25.6	24.9	24.3	26.7	25.2	24.6	24.8	26.2	24.7	24.4	
MND	104.8	119.0	106.7	107.6	101.2	108.5	90.1	96.5	121.1	109.6	105.8	92.0	88.6	98.8	96.0	105.9	86.7	93.4	106.7
NORM	61.3	59.0	64.4	64.7	61.5	63.3	62.3	60.4	64.9	62.2	64.0	64.5	64.5	60.4	60.0	62.8	61.8	61.4	

DISTRICT 14

NR	883	897	913	921	922	923	961	964	967	970	977
DAG	SEVE NUM	VENLO	IJSSSEL STEYN	SIEBEN GE VENRAY	WALD	ARCEN	ROER MOND	WEERT	HEI BLOEM	STRAMP ROY	REUVER
1	.	0.4	0.1	0.6	.	2.0	0.1
2	2.1	4.3	4.5	3.1	4.3	2.6	3.4	2.6	2.0	1.3	4.1
3	0.2
4
5
6	0.2	2.3	.	.	0.7
7
8
9
10	.	.	.	0.2	.	0.3	1.1	1.7	0.1	1.7	3.1
11
12
13
14	1.8	4.8	.	.	.	0.3	5.0	3.3	1.8	4.8	3.3
15	.	0.2	0.5	.	0.1	.	0.3
16	0.1
17	4.7	4.5	14.6	14.2	7.2	10.5	6.2	2.9	2.1	12.7	4.5
18	4.6	5.9	4.8	4.8	4.1	5.6	7.4	4.8	5.1	5.9	6.6
19	4.7	6.1	4.4	3.2	3.6	4.9	4.8	5.1	5.0*	5.5	6.5
20	4.0	3.6	5.5	5.5	5.2	4.4	2.6	4.4	4.5	4.9	2.5
21	9.3	10.3	18.8	15.4	16.7	5.6	12.8	10.3	9.0	10.5	9.6
22	9.7	9.0	8.7	8.5	10.0	9.3	9.0	7.9	7.7	9.1	8.9
23	4.9	2.2	3.3	2.8	3.3	6.6	1.5	3.3	2.6	2.8	2.8
24	2.8	2.7	1.2	2.4	1.9	2.6	2.0	5.3	2.4	4.3	2.6
25	14.2	8.2	12.5	11.1	8.2	13.3	8.4	13.4	9.2	11.1	7.7
26	2.4	2.4	0.5	0.7	0.4	2.4	0.7	1.3	2.2	1.1	0.9
27	19.2	21.1	18.4	16.4	17.7	15.9	15.8	15.2	15.9	15.5	17.1
28	13.2	13.9	11.6	10.5	7.2	11.0	7.9	8.9	12.4	7.1	14.9
29	0.5	0.5	0.1	0.1	.	0.2	2.0	3.1	1.7	1.7	1.3
30	1.5	4.0	2.6	2.6	1.9	2.6	2.3	2.8	2.2	2.3	6.0
31	4.6	4.2	1.1	0.7	2.4	1.0	2.3	3.4	1.4	2.6	1.5
I	2.3	4.7	4.5	3.3	4.3	2.9	4.6	7.2	2.1	5.0	8.2
NORM	19.3	21.4	18.3	19.9			19.4	21.2	19.5	17.9	19.8
II	19.8	25.1	29.3	27.7	20.1	25.8	26.5	20.5	18.6*	33.8	23.7
NORM	17.2	19.0	16.8	15.6			17.7	16.6	16.2	16.6	17.1
III	82.3	78.5	78.8	71.2	69.7	70.5	64.7	74.9	66.7	68.1	73.3
NORM	25.5	25.7	24.3	22.4			27.8	27.3	25.9	27.0	25.5
MND	104.4	108.3	112.6	102.2	94.1	99.2	95.8	102.6	87.4	106.9	105.2
NORM	62.0	66.1	59.4	57.8			64.9	65.1	61.7	61.6	62.4

DISTRICT 15

NR	962	963	965	966	968	969	971	973	974
DAG	VAL UBACHS BERG	KEN BURG	SCHAES BERG	SCHIN NEN	VAALS	NOOR STEIN	NOOR BEEK	BEEK	BUCH TEN
1	1.3	0.3	2.2	0.2	1.2	0.8	1.4	0.2	1.9
2	2.8	3.8	2.8	3.0	1.8	2.7	2.2	2.2	2.2
3
4
5
6	7.1	0.6	0.8	.	2.8	.	9.6	.	.
7
8
9
10	2.1	2.6	1.5	0.4	0.4	0.5	5.5	0.5	0.9
11
12
13
14	2.2	0.3	0.9	1.1	1.1	0.5	1.5	0.8	0.8
15	1.0	3.8	5.5	2.6	5.7	6.1	5.0	3.4	10.7
16	.	1.8	0.4	1.6	0.5	0.7	1.0	1.3	0.6
17	0.6	0.3	1.1	3.5	3.3	0.9	0.9	0.1	0.1
18	8.4	9.2	9.0	8.9	15.8	10.8	10.7	7.7	3.5
19	5.2	4.3	3.5	4.4	3.5	3.5	4.4	5.4	5.8
20	1.8	2.4	1.9	2.8	6.2	2.5	3.1	2.3	2.5
21	8.2	8.5	10.9	8.9	14.3	6.5	15.0	7.5	5.3
22	15.4	14.6	14.9	12.7	14.7	15.4	16.5	13.9	15.4
23	1.2	0.7	1.4	2.4	1.5	1.1	2.5	1.0	1.2
24	0.8	4.0	0.8	5.9	3.5	2.4	1.0	4.7	5.1
25	7.6	11.5	7.2	10.8	8.0	9.1	10.7	9.8	9.7
26	4.2	4.6	1.7	2.0	4.3	1.4	4.0	2.0	1.6
27	12.4	15.0	13.1	15.1	21.0	14.8	15.7	15.6	12.3
28	13.8	20.5	16.4	12.2	22.8	9.1	21.5	11.0	6.6
29	3.2	5.9	1.0	1.4	1.5	1.8	0.8	3.0	1.8
30	8.7	8.3	9.1	7.1	16.2	5.5	9.9	6.7	4.5
31	3.8	3.1	5.1	2.					

MEI 2006

NEERSLAG 8-8 UUR (MM)

DISTRICT 15

NR	979	980	981	982
DAG	ECHT	EPEN	OOST- MAAR LAND	SCHIN VELD
1	0.3	1.4	0.3	3.4
2	1.5	1.7	2.5	2.6
3
4	.	1.1	.	.
5
6	.	8.3	9.3	.
7
8
9
10	1.2	0.4	6.8	1.6
11
12
13	.	1.3	2.4	0.4
14	8.5	7.8	6.5	4.4
15	1.0	0.7	1.4	0.7
16	0.1	2.1	0.6	.
17	9.3	1.0	0.3	6.7
18	7.5	18.1	11.7	9.2
19	6.5	5.8	3.0	2.7
20	2.7	4.8	2.6	4.2
21	4.1	13.8	11.6	6.8
22	10.3	16.4	15.3	13.4
23	1.4	1.6	0.8	1.2
24	5.3	2.2	2.1	3.1
25	7.7	9.2	9.2	7.9
26	1.4	1.8	4.2	0.8
27	12.4	18.6	14.8	11.4
28	6.5	23.3	19.7	10.8
29	0.7	0.7	6.2	0.2
30	3.9	10.1	6.4	9.3
31	2.7	5.8	6.7	4.0
I	3.0	12.9	18.9	7.6
NORM	18.4			
II	35.6	41.6	28.5	28.3
NORM	15.9			
III	56.4	103.5	97.0	68.9
NORM	25.0			
MND	95.0	158.0	144.4	104.8
NORM	59.3			

REFERENTIE-GEWASVERDAMPING VOLGENS MAKKINK (MM)

NR	REFERENTIE-GEWASVERDAMPING VOLGENS MAKKINK (MM)										WILHELMINA WEST GILZEE EINDHOVEN VOLKEL ELL ARCEN									
	270	277	286	249	269	279	210	240	275		290	344	356	283	323	319	350	370	375	377
DAG	LEEUWERS WARDEN	LAU WERS OOG	NIEUW BEERTA	BERK HOUT	LELY STAD	HOOGVEEN	VALKENBURG	SCHIPHOL	DEELEN	TWENTH	R'DAM	HERWIJNEN	HUPSEL	MINA DORP	WEST DORPE	GILZEE RIJEN	EINDHOVEN	VOLKEL	ELL	ARCEN
1	1.4	1.7	2.1	1.0	1.3	1.8	0.9	0.8	1.3	2.0	0.8	1.1	1.9	0.9	1.0	1.1	1.1	1.1	1.1	1.3
2	3.5	3.3	3.3	3.4	3.4	3.3	3.1	3.4	2.9	3.2	3.2	2.8	3.0	2.8	2.9	2.9	2.9	2.9	2.9	2.7
3	3.4	3.3	3.8	3.4	3.5	3.7	3.6	3.7	3.2	3.5	3.9	3.3	3.8	3.7	3.6	3.5	3.6	3.2	3.3	3.5
4	4.0	4.2	4.1	3.8	3.9	4.2	3.6	3.8	4.0	4.4	3.7	3.5	4.1	3.7	3.8	3.6	3.7	3.8	3.8	4.1
5	3.6	4.0	4.2	3.9	3.8	4.2	3.5	3.7	3.7	4.1	3.7	3.6	4.0	3.4	3.3	3.4	3.4	4.0	3.5	3.8
6	4.2	4.2	3.9	4.0	4.2	4.1	3.7	3.7	4.1	4.3	3.7	3.7	4.2	3.4	3.1	3.8	3.9	3.9	3.7	4.0
7	3.7	3.7	3.8	3.6	3.5	3.8	2.8	3.1	3.7	4.0	2.5	3.4	3.9	1.8	1.2	2.9	3.2	3.8	3.5	3.7
8	3.9	3.8	3.7	4.0	4.1	3.8	3.2	3.7	3.8	4.2	3.3	3.5	4.2	3.0	2.0	3.3	3.6	3.9	3.6	3.5
9	4.0	4.0	3.9	4.1	4.0	4.0	3.8	4.2	3.8	4.1	3.9	4.1	4.0	3.0	2.8	3.0	3.3	4.1	3.3	3.9
10	4.3	4.4	4.2	4.4	4.5	4.5	4.4	4.6	4.5	4.6	4.0	4.3	4.5	3.8	3.3	4.2	4.3	4.5	4.2	4.5
11	4.1	4.3	4.1	4.2	4.2	3.8	4.3	4.0	4.0	4.4	4.3	4.2	4.4	4.1	4.1	4.2	4.3	4.2	4.3	4.2
12	3.9	4.0	3.9	4.1	4.1	3.8	4.2	4.2	3.7	3.7	4.1	3.9	3.6	4.2	4.2	3.8	3.5	3.7	4.0	4.0
13	2.4	2.4	2.9	3.0	3.2	3.5	3.3	3.2	3.5	3.3	3.4	3.4	3.1	3.6	3.5	3.8	3.2	3.2	1.7	2.6
14	3.3	3.4	3.1	3.1	3.9	3.3	3.7	3.0	2.5	3.2	2.7	2.8	3.0	2.9	1.8	2.4	1.8	2.4	1.7	1.6
15	2.2	2.1	2.4	2.2	2.4	2.6	2.2	2.2	2.7	2.7	2.7	2.7	2.7	2.9	2.9	2.9	2.8	2.8	3.1	3.0
16	1.8	1.2	2.4	2.7	3.0	2.5	3.3	2.7	2.1	2.4	2.4	1.8	2.6	2.0	2.1	1.8	2.7	2.4	3.1	3.1
17	3.4	2.9	2.9	3.8	2.7	3.1	3.1	2.9	3.1	3.2	2.9	2.8	3.2	3.3	3.1	2.7	2.7	2.8	3.4	3.3
18	3.8	3.2	2.9	4.3	2.9	2.4	4.1	3.9	2.6	2.7	3.2	2.5	3.0	3.4	2.8	2.3	2.7	2.6	3.1	2.6
19	0.8	0.9	1.2	0.9	0.7	1.0	1.8	1.4	0.9	1.0	1.3	0.8	0.8	1.5	1.8	1.4	1.2	1.2	1.3	1.2
20	1.6	1.4	1.3	2.4	1.6	1.1	2.6	2.2	1.2	0.9	2.4	1.4	1.0	2.4	2.1	1.3	1.4	1.4	1.8	1.4
21	1.8	1.9	1.8	2.2	1.3	1.4	1.7	1.6	1.5	1.6	1.6	1.6	1.7	1.7	2.0	1.5	1.9	1.7	2.1	2.4
22	2.5	2.5	2.3	2.6	2.4	2.2	2.7	2.4	2.2	3.0	2.6	2.5	2.9	2.7	2.2	2.7	2.9	2.7	3.5	2.4
23	1.8	1.8	1.4	2.4	1.9	1.7	2.7	2.4	2.1	1.9	2.4	2.3	1.8	2.9	2.8	2.2	1.7	1.8	2.1	1.5
24	1.8	1.5	1.8	1.8	2.0	2.0	1.7	1.9	2.0	2.3	1.9	2.2	2.2	2.1	2.3	2.2	2.1	2.0	2.7	2.5
25	2.2	2.7	1.5	1.8	1.4	1.2	2.1	1.8	1.3	1.4	1.8	1.3	1.6	2.2	1.7	1.5	1.4	1.5	1.4	1.3
26	1.2	1.2	1.4	1.0	1.0	1.3	0.6	0.8	1.0	1.3	0.6	0.7	1.2	0.6	0.6	0.6	0.7	0.8	0.7	0.8
27	1.7	1.5	1.7	1.1	0.8	1.0	0.9	0.9	0.6	0.7	0.8	0.6	0.6	0.6	0.5	0.5	0.5	0.4	0.6	0.5
28	3.1	2.9	2.4	2.6	2.9	2.3	3.8	2.4	2.4	1.8	2.5	2.8	2.4	3.7	3.7	2.7	3.2	3.0	3.6	3.1
29	1.9	3.1	1.9	2.6	3.1	1.9	3.5	3.2	2.8	2.4	3.6	2.9	2.9	3.1	2.8	2.8	2.6	3.0	1.6	2.5
30	3.0	3.3	3.0	2.8	2.7	2.5	3.1	3.0	2.4	2.4	2.7	2.7	2.7	2.7	2.9	2.9	2.8	3.0	2.5	2.3
31	1.4	1.4	1.8	1.4	1.1	1.3	1.9	1.2	1.0	1.4	1.5	1.3	1.3	1.5	1.3	1.5	1.5	1.3	1.4	1.1
I	36.0	36.6	37.0	35.6	36.2	37.4	32.6	34.7	35.0	38.4	32.7	33.3	37.6	29.5	27.0	31.7	33.0	35.2	32.9	35.0
II	27.3	25.8	27.1	30.7	28.7	27.1	32.6	29.7	26.3	27.5	29.4	26.3	27.4	30.3	28.4	26.6	26.3	26.7	27.5	27.0
III	22.4	23.8	21.0	22.3	20.6	18.8	24.7	21.6	19.3	20.2	22.0	20.9	21.3	23.8	22.8	21.1	21.3	21.2	22.2	20.4
MND	85.7	86.2	85.1	88.6	85.5	83.3	89.9	86.0	80.6	86.1	84.1	80.5	86.3	83.6	78.2	79.4	80.6	83.1	82.6	82.4

REFERENTIE-GEWASVERDAMPING (MM)

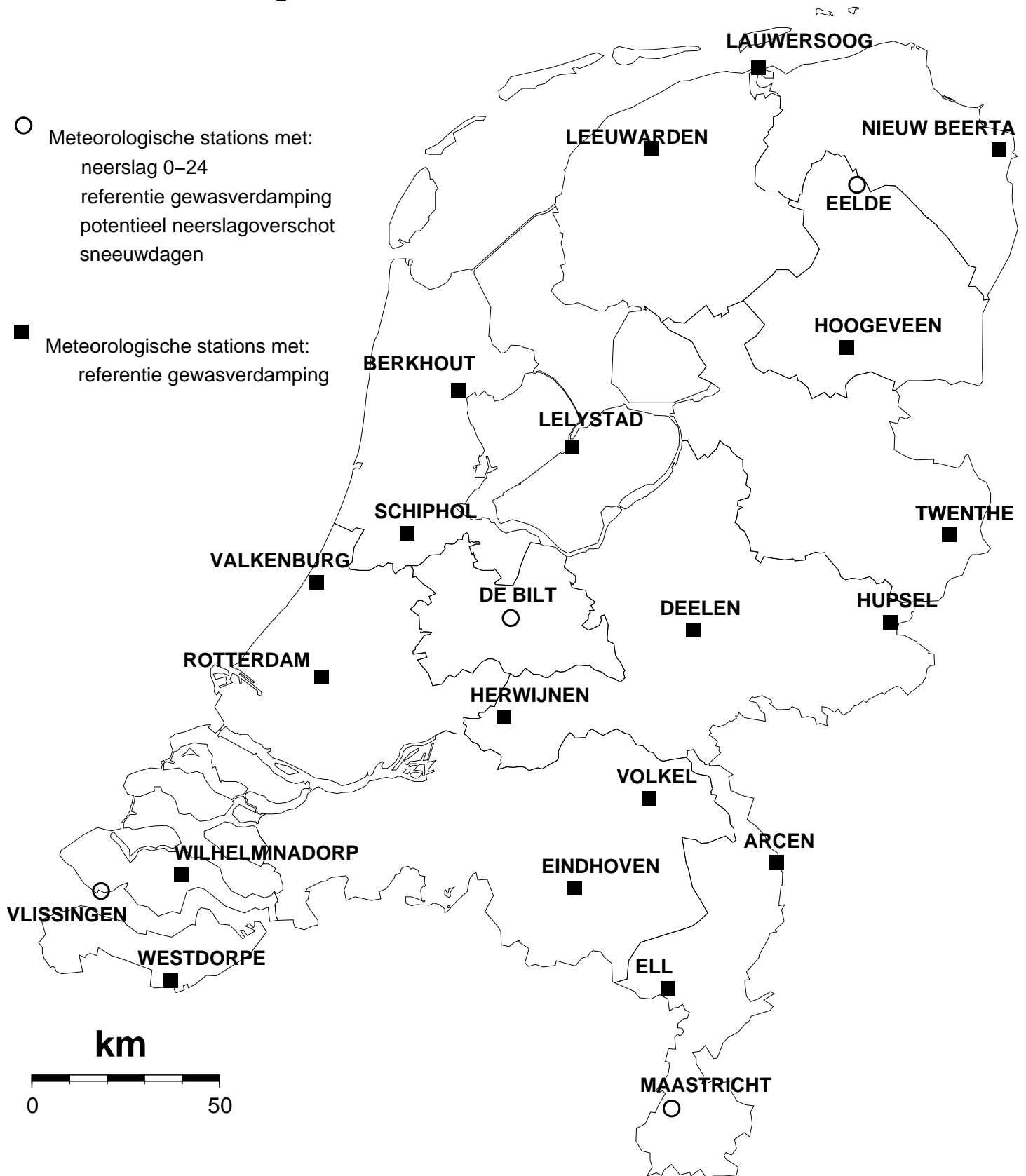
NEERSLAG 0-24 UUR (MM)

DOORLOPEND POTENTIEEL NEERSLAGOVERSCHOT (MM)

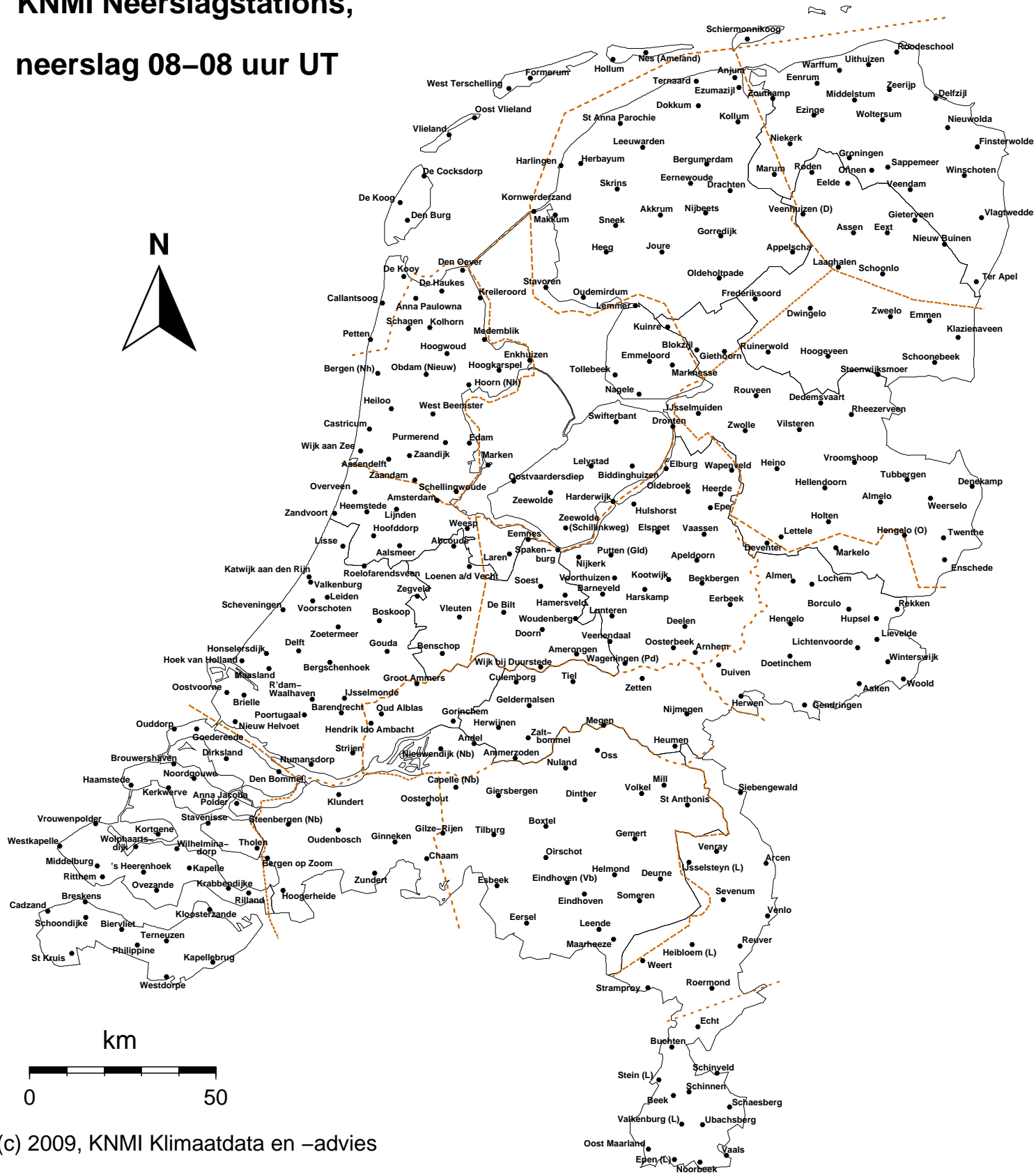
NEERSLAGGEMIDDELDELEN PER DISTRICT (MM)

NR	REFERENTIE-GEWASVERDAMPING (MM)					NEERSLAG 0-24 UUR (MM)					DOORLOPEND POTENTIEEL NEERSLAGOVERSCHOT (MM)					NEERSLAGGEMIDDELDELEN PER DISTRICT (MM)				
	235	280	260	310	380	235	280	260	310	380	235	280	260	310	380	D1	D2	D3	D4	
DAG	DE KOOY	EELDE	DE BILT	VLIS SIN GEN	MAAS TRICHT	DE KOOY	EELDE	DE BILT	VLIS SIN GEN	MAAS TRICHT	DE KOOY	EELDE	DE BILT	VLIS SIN GEN	MAAS TRICHT	I	II	III		
1	1.0	2.0	1.1	1.1	1.2	6.5	4.5	3.7	4.2	1.5	-25	-8	-16	-40	-11	MAAND	55.7	67.0	79.7	69.5
2	3.4	3.2	3.2	2.8	2.9	0.3	-28	-12	-19	-43	-14	NORM	45.6	54.5	56.3	50.0
3	3.3	3.5	3.6	3.6	3.2	-32	-15	-23	-47	-17					
4	4.0	4.1	3.8	3.6	3.9	-36	-19	-26	-50	-21		D5	D6	D7	D8
5	3.6	3.7	3.8	3.3	2.8	-39	-23	-30	-54	-24					
6	4.0	4.2	3.9	3.3	3.8	-43	-27	-34	-57	-27	I	3.8	3.2	7.5	3.7
7	3.5	3.9	3.3	1.3	3.2	.	.	.	0.3	.	-47	-31	-37	-58	-31	II	23.6	21.1	27.2	23.9
8	4.1	3.8	3.6	2.4	3.2	.	.	.	0.5	.	-51	-35	-41	-60	-34	III	45.5	57.3	64.4	72.1
9	4.0	4.1	4.0	2.9	4.0	.	.	.	2.8	0.8	-55	-39	-45	-60	-37					
10	4.5	4.4	4.4	3.6	3.6	-59	-43	-49	-64	-41	MAAND	72.9	81.6	99.2	99.7
																NORM	58.7	58.7	53.1	63.7
11	4.2	4.2	4.5	4.2	4.5	-64	-47	-54	-68	-45					
12	4.2	4.1	4.1	4.2	4.2	0.4	-68	-52	-58	-72	-49		D9	D10	D11	D12
13	2.7	2.8	3.5	3.6	1.8	.	0.0	.	.	1.7	-71	-54	-61	-76	-49					
14	3.9	3.2	3.5	3.0	0.9	-74	-58	-65	-79	-48	I	2.4	3.8	8.2	5.4
15	1.8	2.4	2.5	2.7	3.0	0.0	2.5	0.4	0.1	0.0	-76	-57	-67	-81	-51	II	25.0	25.4	27.5	28.3
16	2.2	2.3	1.9	2.2	3.0	0.0	0.0	0.2	0.0	0.1	-78	-60	-69	-83	-54	III	81.5	71.4	69.3	80.6
17	3.8	2.9	2.9	3.2	2.9	1.0	0.0	1.7	9.3	0.1	-81	-63	-70	-77	-57					
18	4.3	2.5	2.3	3.5	2.7	5.8	13.3	10.2	4.2	10.6	-80	-52	-62	-77	-49	MAAND	109.0	100.5	105.0	114.4
19	1.2	0.9	1.0	1.9	1.6	5.6	13.3	7.6	6.6	2.7	-75	-39	-55	-72	-48	NORM	61.8	61.1	53.2	58.7
20	2.6	1.2	1.5	2.4	1.4	7.4	8.0	10.6	9.0	8.5	-71	-33	-46	-65	-41					
21	2.2	1.9	1.7	1.8	1.8	3.9	0.9	5.8	5.7	11.2	-69	-34	-42	-61	-32		D13	D14	D15	LAND
22	3.1	2.6	2.4	2.7	2.9	0.1	1.4	5.4	1.4	4.8	-72	-35	-39	-63	-30	I	6.5	4.5	8.5	5.8
23	2.5	1.7	2.2	3.6	2.1	0.3	2.0	3.8	10.9	4.3	-74	-35	-38	-55	-27	II	22.4	24.6	28.9	25.7
24	2.5	1.9	2.0	1.9	2.5	1.0	12.4	8.9	17.1	0.0	-76	-24	-31	-40	-30	III	75.6	72.6	84.6	59.6
25	2.4	1.5	1.3	2.5	0.9	0.2	3.8	3.8	4.3	10.3	-78	-22	-28	-38	-21					
26	0.8	1.2	0.7	0.5	0.6	4.9	8.6	15.4	11.3	19.3	-74	-14	-14	-28	-2	MAAND	104.5	101.7	122.0	91.2
27	1.8	1.5	0.7	0.7	0.6	0.1	0.0	4.5	8.7	11.2	-75	-16	-10	-20	9	NORM	62.6	62.3	65.8	57.1
28	3.8	2.2	2.8	4.3	3.3	0.1	0.0	2.5	.	.	-79	-18	-10	-24	5					
29	2.8	1.8	3.1	3.0	1.7	2.1	5.6	3.0	0.5	9.6	-80	-14	-10	-26	13					
30	2.9	3.0	2.8	3.1	2.4	3.0	0.2	2.4	1.8	2.0	-81	-18	-12	-25	13					
31	1.4	1.3	1.3	1.5	1.1	0.0	0.0	0.3	4.0	1.4										
I	35.4	36.9	34.7	27.9	31.8	6.5	4.5	3.7	7.8	2.6	-59	-43	-49	-64	-41					
NORM	25.5	23.5	23.7	24.9	23.8	13.0	17.8	18.4	17											

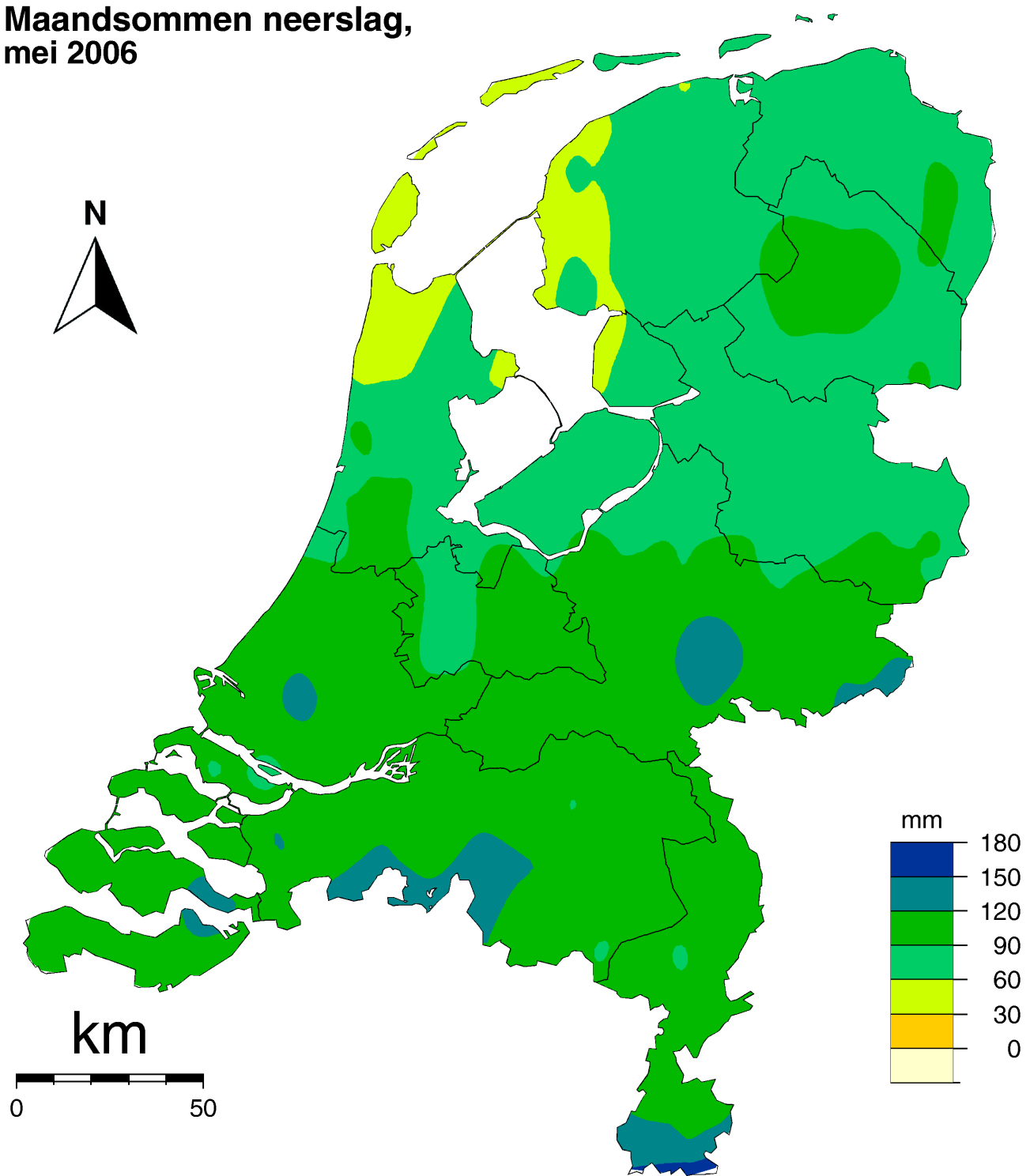
Kaart met meteorologische stations



KNMI Neerslagstations, neerslag 08–08 uur UT



Maandsommen neerslag, mei 2006



(c) 2009, KNMI Klimaatdata en -advies



Dit rapport is een uitgave van:

Koninklijk Nederlands Meteorologisch Instituut
Klimaatdata en -advies
Postbus 201 | 3730 AE De Bilt
www.knmi.nl | klimaatdesk@knmi.nl