



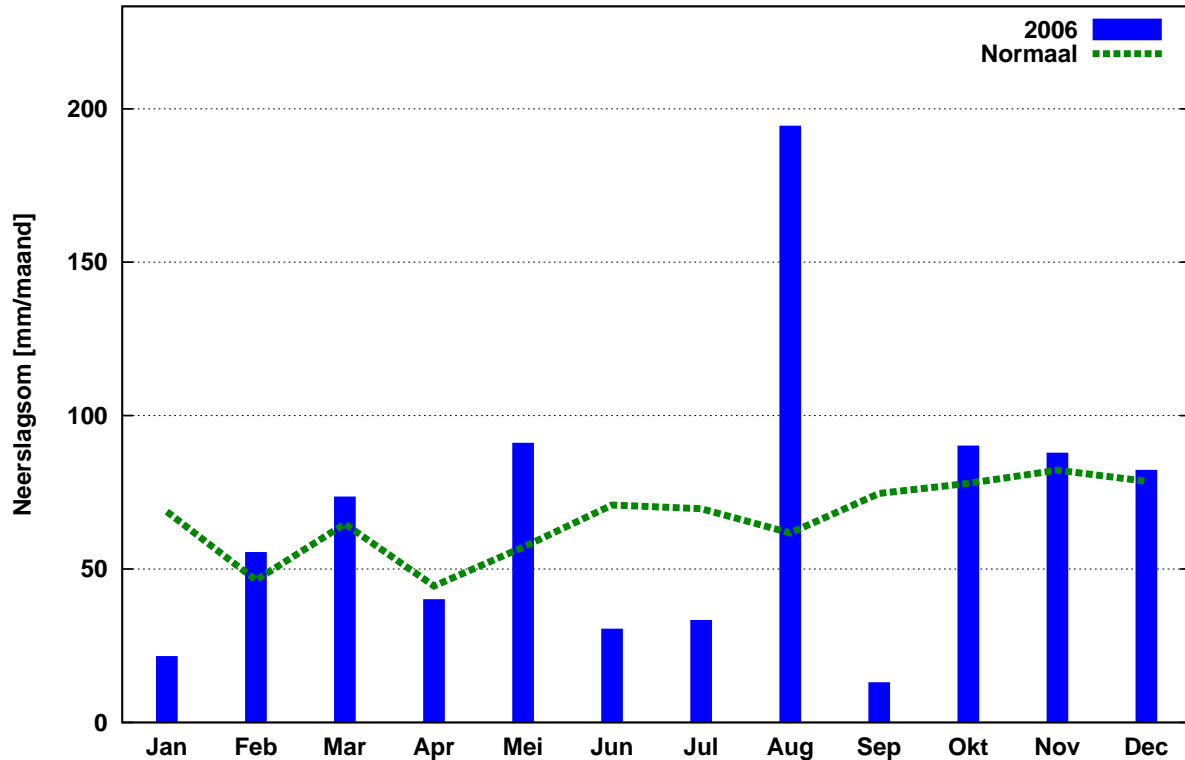
Koninklijk Nederlands
Meteorologisch Instituut
Ministerie van Verkeer en Waterstaat

Jaaroverzicht neerslag en verdamping in Nederland 2006



Landelijk gemiddelde maandelijkse neerslagsom in 2006 (gebaseerd op 326 stations)

Jaarsom: 814.3 mm Normaal: 797.1 mm



In het Jaaroverzicht neerslag en verdamping in Nederland (JONV) zijn maandelijkse en jaarlijkse gegevens van neerslag, verdamping, potentieel neerslagoverschot en sneeuwdagen opgenomen. De metingen worden verricht op ca. 325 KNMI-neerslagstations en 25 KNMI meteorologische stations, alwaar uit metingen van temperatuur en straling de referentie-gewasverdamping wordt berekend. Het JONV is ruim 75 jaar uitgegeven als KNMI-periodiek en wordt sinds 2009 verspreid via internet (<http://www.knmi.nl/klimatologie/monv>).

KNMI
Klimaatdata en –advies
Postbus 201
3730 AE De Bilt
e-mail: Klimaatdesk@knmi.nl

2006
NEERSLAG 8-8 UUR (MM)

NR	DISTRICT 1													DISTRICT 2			
	10	11	12	15	16	17	18	19	21	22	24	25	26	61	64	65	66
MND	HOL LUM	W.TER SCHEL LING	SCHIER MONNIK OOG	OOST VLIET LAND	PETTEN	DEN BURG	NES AME LAND	DE COCKS DORP	CAL LANTS OOG	DE KOOG	VLIET LAND	DE KOOY	FOR MERUM	SKRINS	SNEEK	MAK KUM	HAR LINGEN
JAN	29.7	21.0	30.3	16.2	18.7	23.1	23.8	20.7	18.5	22.9	16.0	22.9	22.9	26.6	26.0	20.2	27.3
FEB	35.5	39.2	22.2	37.9	45.1	33.1	34.8	33.8	38.3	32.6	30.4	38.6	35.8	36.4	40.0	31.3	33.4
MRT	70.8	68.2	57.8	71.5	64.5	49.5	74.6	58.3	51.8	49.0	53.9	48.5	65.3	52.6	57.1	53.7	49.5
APR	36.9	33.3	39.3	36.2	36.9	35.2	36.5	40.4	30.9	35.8	30.8	30.7	31.9	34.1	45.7	32.3	34.1
MEI	62.3	53.4	73.9	53.6	53.2	52.7	71.6	56.0	45.9	56.6	46.8	43.8	53.7	59.8	58.2	55.1	46.9
JUN	45.9	50.3	52.1	40.2	56.8	61.7	43.7	34.7	64.8	51.9	43.2	87.6	43.9	42.3	40.4	31.9	30.1
JUL	9.3	12.1	21.1	8.0	4.5	14.8	11.7	14.8	5.5	8.1	6.4	5.1	8.1	53.5	62.6	21.3	19.2
AUG	212.4	236.6	195.8	273.3	208.8	198.1	196.1	217.8	238.1	222.0	190.1	200.4	222.9	196.0	224.3	141.9	180.6
SEP	12.8	12.9	14.2	14.6	4.7	8.1	13.9	12.4	13.0	11.2	12.6	14.6	9.8	10.9	17.3	6.8	11.5
OKT	114.0	106.2	105.4	116.3	115.2	111.4	100.9	116.1	125.8	115.6	88.8	122.9	105.5	105.2	122.2	99.1	117.2
NOV	87.1	99.4	81.4	100.1	111.2	107.1	78.5	98.0	104.4	103.7	82.9	98.4	84.0	97.8	91.5	71.6	96.6
DEC	96.8	110.9	73.6	107.8	93.0	107.5	94.1	106.4	89.2	109.1	102.9	92.3	103.5	83.9	86.7	76.7	84.8
JAAR	813.5	843.5	767.1	875.7	812.6	802.3	780.2	809.4	826.2	818.5	704.8	805.8	787.3	799.1	872.0	641.9	731.2
NORM	785.7	788.9	790.7	789.6	756.7	790.0	832.2	801.7	819.2	803.4	772.1	773.0		787.7	762.7	779.6	

DISTRICT 2

NR	DISTRICT 2																		
	67	68	69	70	73	75	76	77	78	79	80	81	82	84	85	86	87	89	
MND	DOK KUM	ST ANNA PAR.	APPEL SCHA	OUDE MIRDUM	DRACH TEN	OLDE HOLT FADE	KORN WERDER ZAND	KOLLUM	HER BAYUM	HEEG	STA VOREN	JOURE	GORRE DIJK	EZUMA ZIJL	LEEUE WARDEN	NIJ BEETS	BER GUMER DAM	AK KRUM	
JAN	28.5	29.1	25.8	25.0	25.8	21.4	17.7	23.1	29.9	24.8	15.8	23.2	20.8	26.9	31.0	22.5	28.4	23.3	
FEB	33.7	40.4	35.6	46.0	38.3	36.1	32.3	31.5	35.2	42.3	37.8	39.7	40.2	29.9	39.7	37.5	37.3	38.6	
MRT	56.3	58.1	75.6	60.7	68.4	55.6	47.5	62.1	53.8	55.7	44.2	59.9	67.2	62.0	58.5	63.9	71.1	55.3	
APR	43.3	38.3	48.2	40.5	50.8	48.2	28.0	51.0	37.4	48.3	36.2	48.1	58.5	50.7	44.4	52.9	47.8	47.6	
MEI	68.7	57.9	102.0	66.9	70.7	82.2	42.1	65.4	61.0	59.0	46.3	71.5	78.5	75.3	70.5	71.9	73.6	69.6	
JUN	51.1	47.4	24.5	40.3	58.2	40.2	24.8	54.1	34.7	41.3	37.1	50.8	58.1	57.8	46.1	64.6	48.2	40.2	
JUL	35.4	18.8	48.9	38.3	50.0	65.1	13.2	36.8	19.1	41.4	25.5	45.2	38.4	31.7	29.9	45.5	31.4	40.0	
AUG	250.8	191.8	180.1	188.7	173.3	129.4	119.4	241.7	184.3	254.3	150.3	207.3	160.7	189.5	224.7	132.3	204.0	181.7	
SEP	13.4	23.3	21.3	26.4	29.4	22.6	2.5	14.7	11.4	17.3	13.4	22.8	16.7	13.3	18.0	22.1	17.6	21.1	
OKT	137.1	115.8	75.8	133.1	119.7	81.0	99.6	99.9	106.9	111.3	104.5	109.2	95.6	118.1	113.0	117.2	137.9	137.8	
NOV	85.5	92.2	78.7	92.3	96.5	91.8	82.6	105.9	87.2	84.8	82.4	94.6	85.1	104.2	92.9	87.0	99.0	84.3	
DEC	78.3	87.4	84.5	76.0	77.7	80.8	81.9	68.8	84.4	76.5	59.4	70.1	81.5	80.1	80.3	76.1	84.3	76.1	
JAAR	882.1	800.5	801.0	834.2	858.8	754.4	591.6	855.0	745.3	857.0	652.9	842.4	801.3	839.5	849.0	793.5	880.6	815.6	
NORM	838.0	828.0	865.2	775.0	836.3	841.7	747.9	844.4		807.3	736.4	786.1	839.4	828.7	788.4	790.5	800.9		

DISTRICT 2

NR	DISTRICT 2								DISTRICT 3									
	90	91	166	171	326	338	353		134	135	136	139	140	141	142	143	144	145
MND	EERNE WOUDE	TER NAARD	MARUM	AN JUM	FREDE RIKS OORD	GIET HOORN	BLOK ZIJL		MIDDEL STUM	WOL TER SUM	EZIN GE	GRO NINGEN	ASSEN	DELFT ZIJL	WARF FUM	FINS TER WOLDE	TER APEL	ZOUT KAMP
JAN	20.8	23.1	24.6	26.5	20.8	22.6	16.4		26.1	18.2	23.3	24.1	25.0	25.9	30.5	22.6	24.1	24.0
FEB	32.1	31.3	31.3	29.4	33.5	49.0	47.1		23.5	19.2	22.3	30.5	33.8	26.7	23.3	30.8	32.2	30.9
MRT	64.6	61.1	54.6	58.7	72.9	68.4	64.6		55.4	53.5	52.9	70.4	74.1	55.0	67.0	62.0	83.1	57.2
APR	45.9	32.3	44.9	41.6	39.8	36.3	36.8		42.0	37.8	41.8	48.8	37.5	49.3	46.8	36.7	33.5	42.6
MEI	67.7	57.9	69.7	70.8	77.7	78.8	67.8		72.8	59.9	62.2	73.3	94.0	78.3	72.4	70.0	81.9	63.3
JUN	46.3	42.2	47.3	49.8	27.8	38.1	35.1		27.3	23.1	28.9	17.1	22.0	11.3	54.4	10.7	8.3	43.1
JUL	38.6	18.9	43.5	29.4	82.3	49.0	35.0		62.5	36.1	53.4	39.0	39.5	57.8	69.9	70.2	76.3	38.1
AUG	169.9	194.9	164.0	216.7	114.5	163.1	215.4		211.2	247.8	188.2	183.9	168.9	190.0	257.0	244.4	147.9	205.0
SEP	18.0	12.7	33.6	10.0	12.0	6.4	7.6		25.0	13.8	24.1	26.0	18.4	16.5	14.8	16.4	9.7	12.5
OKT	115.3	84.9	99.5	124.1	71.0	84.1	81.7		105.7	97.0	105.9	89.9	71.6	86.7	108.7	68.3	76.7	113.7
NOV	99.7	77.0	76.8	94.0	64.6	72.9	75.2		79.5	67.2	80.4	80.8	71.1	90.3	92.9	91.6	88.3	96.0
DEC	83.4	58.3	68.0	67.8	62.6	70.7	72.9		58.9	46.2	69.4	67.2	75.8	61.5	69.3	58.7	82.5	62.4
JAAR	802.3	694.6	757.8	818.8	679.5	739.4	755.6		789.9	719.8	752.8	751.0	731.7	749.3	907.0	782.4	744.5	788.8
NORM	784.3	804.8	860.4		816.2	802.7	813.6					829.9	818.0	769.3	828.5	754.3	747.1	801.3

DISTRICT 3

NR	147	148	150	151	152	153	154	155	156	158	159	160	161	162	163	164	172	323
MND	VEEN DAM	SAPPE MEER	UIT HUI ZEN	ROODE SCHOOL	GIETER VEEN	WIN SCHOTEN	EENRUM	EEXT	VLAGT WEDDE	ONNEN	NIEUW BUINEN	VEEN HUI ZEN	EELDE	NIE KERK	RODEN	ZEE RIJP	NIEUW OLDA	LAAG HA LEN
JAN	22.0	23.1	24.2	22.1	20.4	25.3	26.8	26.7	18.0	21.7	24.0	27.2	23.2	23.9	23.7	26.5	21.7	26.7
FEB	29.3	34.0	22.3	30.7	28.1	35.3	27.0	38.8	27.5	29.5	31.7	30.2	31.1	31.5	33.4	20.0	33.7	37.6
MRT	67.6	75.6	62.8	60.0	67.3	75.5	68.9	77.2	71.3	73.9	73.7	73.5	75.2	64.5	71.0	54.9	64.1	70.8
APR	39.5	49.1	48.6	61.0	36.9	37.4	44.8	34.3	34.8	43.1	27.8	47.2	45.7	47.9	46.0	43.7	44.3	32.3
MEI	80.1	83.4	72.5	69.2	82.9	95.5	70.5	93.1	80.2	71.3	93.5	93.4	77.5	75.9	69.6	64.1	85.9	111.0
JUN	10.3	26.1	32.1	22.2	24.3	8.2	40.0	21.1	5.5	20.0	5.8	23.9	18.4	48.8	26.5	26.0	12.9	25.1
JUL	57.4	32.5	72.6	68.9	54.3	43.9	58.2	59.0	33.3	32.7	69.2	51.8	39.0	54.5	49.3	50.8	65.3	38.5
AUG	190.0	198.7	296.8	214.2	201.2	209.6	200.4	186.6	167.0	182.7	186.8	194.4	173.2	188.9	181.3	267.7	231.3	132.0
SEP	13.6	34.5	12.6	17.8	15.3	24.9	15.1	17.0	15.5	23.2	10.1	16.8	21.3	24.7	37.7	18.9	28.8	15.4
OKT	61.9	83.1	96.5	100.4	70.3	69.8	124.8	74.1	55.8	93.5	52.2	83.0	98.4	118.0	105.6	115.0	79.6	85.3
NOV	64.1	81.0	98.5	111.3	66.1	87.1	103.0	69.5	79.5	74.6	66.4	69.7	73.8	107.4	83.6	80.6	98.3	71.7
DEC	52.8	68.2	62.5	65.0	79.5	72.3	66.9	89.6	53.5	66.1	70.2	70.8	67.5	75.6	72.6	56.5	59.8	77.8
JAAR	688.6	789.3	902.0	842.8	746.6	784.8	846.4	787.0	641.9	732.3	711.4	781.9	744.3	861.6	800.3	824.7	825.7	724.2
NORM	743.0	802.5	867.8	771.9	781.8	757.0	821.2	832.5	744.8	765.5	778.8	852.8	779.6	815.1	879.1	823.3		

DISTRICT 3

DISTRICT 4

NR	337	217	221	222	223	224	226	227	228	230	233	234	235	236	238	239	240
MND	SCHOON LOO	HEILLOO	ENK HUI ZEN	HOORN	SCHEL LING WOUDE	EDAM	WIJK A/ZEE	ANNA PAU LOWNA	SCHA GEN	ZAAN DIJK	ZAAN DAM H'BRG	BER GEN	CAS TRICUM	MEDEM BLIK	DE HAUKE	DEN OEVER	KREI LER OORD
JAN	31.4	22.1	19.2	14.2	22.9	19.1	20.1	17.3	15.9	18.8	20.9	22.2	19.4	20.2	15.5	18.0	13.8
FEB	35.6	54.6	51.3	47.7	59.5	59.1	47.3	40.7	41.1	60.0	54.0	53.7	52.3	43.8	40.0	31.2	44.3
MRT	81.7	74.7	59.1	63.0	69.2	78.7	79.6	55.9	49.8	73.6	81.2	63.6	72.8	66.3	52.3	46.4	58.9
APR	33.1	45.3	41.5	42.0	47.7	43.1	37.3	37.6	36.0	44.2	39.3	44.0	40.7	51.0	31.1	30.5	38.5
MEI	114.1	78.4	56.7	66.7	81.1	69.2	72.0	51.7	50.6	80.3	96.7	57.0	98.7	65.6	50.8	53.5	77.6
JUN	30.6	38.1	43.5	36.4	31.9	41.1	28.1	73.6	43.9	36.5	39.9	42.0	34.7	34.0	53.4	36.7	33.7
JUL	49.7	12.2	38.0	40.0	31.4	24.8	7.4	6.6	8.4	21.1	31.1	9.9	9.0	25.4	21.6	30.0	43.6
AUG	167.7	206.5	163.1	205.6	226.7	209.6	240.3	240.5	226.2	257.5	278.3	204.3	255.8	200.2	233.0	160.2	160.4
SEP	12.4	15.1	14.5	10.7	9.0	10.4	15.9	13.5	8.6	13.6	14.1	7.7	12.1	13.0	14.1	15.7	16.0
OKT	63.3	160.6	146.6	148.4	162.7	150.7	172.3	127.5	121.3	184.9	144.2	166.8	188.2	129.4	121.3	113.4	123.2
NOV	80.4	97.5	88.9	87.7	97.4	91.9	90.7	115.7	111.6	89.6	93.5	114.5	87.2	84.1	97.9	95.4	96.1
DEC	84.0	113.4	88.0	96.7	102.0	100.6	104.1	94.0	79.2	115.1	105.9	108.8	110.6	82.3	79.3	75.8	85.9
JAAR	784.0	918.5	810.4	859.1	941.5	898.3	915.1	874.6	792.6	995.2	999.1	894.5	981.5	815.3	810.3	706.8	792.0
NORM	831.1	838.5	807.5	795.9	895.5	829.0	795.9	778.7	823.4	814.6	866.2	824.5	850.2	803.2	807.4	781.9	739.2

DISTRICT 4

DISTRICT 5

NR	242	249	251	252	255	257	256	317	344	348	352	356	359	364	365	366	367
MND	PURMER END	HOOG KARS PEL	WEST BEEM STER	KOL HORN	OB DAM	HOOG WOOD	MARK EN	MARK NESSE	TOLLE BEEK	EMMEL OORD	NA GELE	KUINRE	LEMMER BUMA	DRON TEN	SWIF TER BANT	BID DING HUIZEN	O.VAAR DERS DIEP
JAN	21.7	19.2	18.4	17.0	19.7	21.4	16.7	13.2	16.0	15.2	19.8	20.8	20.5	19.1	16.0	19.2	17.4
FEB	62.0	46.5	49.0	41.4	46.0	45.7	53.4	43.8	42.1	42.6	50.8	46.7	44.8	50.9	49.7	48.1	54.1
MRT	84.7	64.8	71.4	56.1	65.3	71.5	71.9	59.2	60.7	63.3	75.8	66.4	54.2	88.2	72.2	91.6	75.8
APR	45.9	41.1	45.1	38.7	52.1	51.9	39.6	31.9	27.9	32.3	41.3	43.6	48.4	36.7	52.5	37.7	46.6
MEI	87.9	60.2	70.2	53.3	62.1	69.4	72.8	62.1	55.1	65.6	84.2	75.8	57.9	78.5	68.0	69.1	76.3
JUN	38.5	39.7	40.6	41.4	37.6	36.0	29.3	33.3	27.0	38.2	31.7	46.8	46.6	34.6	29.9	27.8	21.8
JUL	25.2	19.9	35.2	15.6	10.8	11.3	20.7	50.3	66.3	72.0	72.9	67.3	61.4	44.9	62.8	83.4	30.6
AUG	244.7	155.1	243.7	217.5	216.2	238.6	222.6	171.0	227.8	204.8	232.5	176.4	174.8	181.3	212.1	236.0	229.6
SEP	8.4	10.0	11.0	18.8	14.5	10.5	18.8	7.7	7.8	8.8	8.6	18.0	19.7	11.8	7.1	7.3	13.4
OKT	165.5	144.2	153.1	146.9	134.1	147.0	114.0	82.2	82.1	85.5	80.5	101.6	111.7	70.6	85.9	67.4	104.2
NOV	89.3	88.4	83.7	107.0	95.2	93.5	79.6	64.3	57.3	65.1	64.8	74.9	74.9	70.0	75.5	92.1	86.1
DEC	111.5	89.4	100.5	79.1	101.3	91.4	88.5	70.2	63.5	68.3	71.2	75.9	71.3	74.1	69.6	86.3	100.0
JAAR	985.3	778.5	921.9	832.8	854.9	888.2	827.9	689.2	733.6	761.7	834.1	814.2	786.2	760.7	801.3	866.0	855.9
NORM	858.5	769.3	827.5	803.8						820.8	781.9	835.2	764.3	818.7	784.5	771.6	785.2

2006
NEERSLAG 8-8 UUR (MM)

NR	DISTRICT 5				DISTRICT 6												
	369	371	372	516	298	327	330	331	332	333	335	339	340	341	342	343	345
MND	LELY STAD	ZEE WOLDE	ZEE WOLDE SW	HARDER WIJK	STEEN WIJKS MOER	DWIN GE LOO	ZWOLLE	DENE KAMP	HOOG VEEN	EMMEN	IJSSEL MUIDEN	RHEE ZER VEEN	HEINO	ZWEE LOO	VILS TEREN	SCHOO NEBEEK	VROOMS HOOP
JAN	17.6	17.9	16.3	19.2	20.0	26.9	16.1	21.3	23.0	29.8	15.8	26.1	20.5	23.1	23.6	19.0	25.2
FEB	42.2	49.6	51.3	48.1	31.5	40.7	50.7	50.4	32.4	34.9	47.4	43.1	51.1	35.2	47.0	26.7	40.8
MRT	64.6	83.7	92.0	95.1	94.6	74.3	99.7	72.9	88.3	84.8	73.6	98.3	93.2	81.1	100.9	84.2	95.2
APR	46.2	45.9	44.8	47.5	36.1	37.2	28.8	41.9	34.6	36.4	34.2	31.3	36.8	31.1	34.1	33.7	42.9
MEI	78.5	83.6	84.5	80.8	76.5	99.1	77.7	72.0	73.7	75.3	75.1	76.6	80.2	84.6	77.5	93.9	73.0
JUN	17.8	18.9	16.8	36.9	6.7	29.3	16.8	7.3	19.3	10.4	57.7	7.5	33.1	27.0	20.9	19.5	12.7
JUL	83.3	52.5	62.0	62.1	58.5	62.1	87.7	37.4	49.7	52.0	53.8	92.0	89.5	86.3	62.8	45.2	85.5
AUG	221.2	252.1	241.1	236.4	134.1	132.1	161.7	154.3	170.1	178.1	203.4	104.8	142.0	143.1	136.9	167.3	105.9
SEP	10.2	10.5	9.6	9.2	6.2	12.1	9.2	11.8	14.0	17.0	9.2	6.3	11.9	12.2	8.7	5.2	7.3
OKT	71.0	93.6	69.5	62.8	72.5	90.1	57.9	60.6	58.0	83.6	60.2	71.3	83.0	48.1	63.9	62.6	82.5
NOV	65.8	90.5	84.6	80.8	65.3	87.8	83.5	76.8	76.0	80.5	63.3	93.1	78.2	71.1	87.5	63.7	79.2
DEC	82.5	90.6	82.1	80.9	56.2	85.3	75.2	63.6	86.4	72.0	68.2	74.1	83.0	72.7	75.0	58.0	81.3
JAAR NORM	800.9	889.4	854.6	859.8 775.9	658.2	777.0 858.6	765.0 806.9	670.3 773.1	725.5 845.0	754.8 802.4	761.9 799.7	724.5 781.6	802.5 751.5	715.6 794.7	738.8 781.7	679.0 725.1	731.5 766.8

NR	DISTRICT 6													DISTRICT 7			
	349	354	358	361	362	664	665	668	670	672	675	681	687	225	229	426	435
MND	KLA ZIENA VEEN	DE DEMS VAART	ROU VEEN	TUB BERGEN	RUINER WOLD	AL MELO	EN SCHEDE	HENGE LO (OV)	TWEN THE	HELLEN DOORN	WEER SELO	LET TELE	HOL TEN	OVER VEEN	ZAND VOORT	ZOE TER MEER	HEEM STEDE
JAN	27.1	22.9	19.1	26.9	23.0	24.2	27.4	25.4	27.9	29.9	24.3	21.5	27.5	19.1	16.3	22.4	21.0
FEB	29.8	39.1	47.9	46.7	40.8	49.1	50.7	42.8	49.8	48.6	50.3	51.3	49.0	55.8	51.8	60.9	57.8
MRT	79.5	95.6	80.2	80.6	69.7	75.4	77.3	79.1	80.5	87.1	72.9	87.3	86.5	68.5	73.3	76.5	86.2
APR	36.6	36.6	31.4	39.4	33.8	43.0	52.3	48.7	51.9	40.7	45.1	37.3	41.2	44.2	35.3	33.7	38.6
MEI	75.0	78.8	87.2	89.8	80.4	87.0	85.5	89.8	95.2	84.8	76.6	77.3	78.3	89.2	77.5	109.0	91.8
JUN	14.4	17.8	34.6	5.6	34.5	7.6	6.1	7.5	5.4	7.1	10.7	11.3	6.4	35.6	40.5	30.2	29.1
JUL	82.7	58.2	74.9	47.3	74.4	78.8	38.8	26.7	33.2	89.5	46.0	71.8	78.5	17.1	19.0	17.3	29.0
AUG	176.2	123.3	145.0	178.4	171.5	180.3	127.8	199.8	173.2	172.2	162.1	134.3	164.2	267.1	225.0	293.8	292.4
SEP	10.9	6.8	9.2	4.2	6.3	6.2	8.4	8.4	10.7	12.9	6.6	11.4	7.3	15.9	15.5	20.4	23.7
OKT	59.8	59.8	67.8	73.1	75.4	54.7	96.9	60.8	91.9	86.6	61.9	67.5	53.9	158.1	140.0	127.5	163.2
NOV	82.0	83.3	83.5	88.1	69.9	91.6	95.0	90.6	97.5	89.5	74.9	86.0	85.4	93.1	89.2	103.3	101.6
DEC	65.6	70.4	71.3	96.2	62.6	91.2	83.1	71.9	80.6	97.9	68.7	80.4	84.1	109.9	94.3	94.3	100.7
JAAR NORM	739.6 717.8	692.6 800.4	752.1 800.8	776.3 774.5	742.3	789.1 800.9	749.3 770.9	751.5 786.4	797.8 767.6	846.8 790.9	700.1 781.6	737.4 786.2	762.3	973.6 840.8	877.7 777.7	989.3	1035.1 827.9

NR	DISTRICT 7																	
	437	438	439	440	441	442	443	444	449	450	451	453	454	455	456	458	461	463
MND	LIJN DEN	HOOFD DORP	ROELOF ARENDS VEEN	SCHE VE NINGEN	AM STER DAM	BOS KOOPE	GOUDA	KAT WIJK	DELFT	NU MANS DORP	IJSSEL MONDE	BERG SCHEN HOEK	LISSE	STRIJ EN	OOST VOORNE	AALS MEER	BAREN DRECHT	N.HEL VOET
JAN	20.0	19.9	21.1	24.4	23.4	18.4	17.2	20.2	23.6	19.7	20.7	20.6	21.8	17.4	19.1	18.2	17.9	21.9
FEB	60.7	61.6	57.0	62.2	61.3	54.6	58.0	62.2	61.2	62.6	68.0	56.2	60.9	55.8	56.3	55.3	63.9	57.8
MRT	75.1	81.1	71.7	83.7	79.3	78.2	88.7	84.8	80.9	79.2	102.0	87.4	79.5	74.8	71.7	77.1	99.6	66.2
APR	41.2	42.3	39.2	37.3	44.8	32.5	32.0	39.5	28.5	26.2	29.4	28.2	39.3	25.4	24.0	41.5	28.1	19.6
MEI	97.6	92.6	93.2	100.8	77.9	96.3	103.8	93.0	108.7	93.2	114.2	111.0	86.4	112.9	105.2	93.4	109.3	102.9
JUN	31.3	29.9	35.5	48.2	29.1	37.8	25.4	33.9	44.7	36.3	33.6	35.0	42.0	29.6	39.8	26.2	29.6	23.7
JUL	19.4	17.5	11.9	19.8	29.4	20.7	26.8	25.1	17.4	6.5	11.3	17.1	22.1	12.1	12.9	13.4	9.5	10.8
AUG	280.9	306.0	239.9	244.8	236.4	299.0	249.1	230.2	258.7	237.9	246.9	256.8	206.8	283.2	182.5	200.8	224.2	196.9
SEP	19.9	25.3	18.0	22.5	10.1	14.9	15.6	22.5	19.8	17.3	20.0	19.1	24.4	16.3	13.2	18.3	13.5	15.6
OKT	152.9	126.1	100.6	119.0	139.9	96.5	113.4	148.5	108.9	96.7	98.2	128.2	138.1	70.5	132.7	96.2	119.7	99.6
NOV	99.7	100.8	111.4	100.2	100.0	104.6	107.2	94.3	110.7	91.0	101.2	105.2	115.9	84.1	98.4	96.2	102.2	90.0
DEC	97.7	97.5	84.3	106.7	99.2	84.0	81.6	98.6	102.5	85.9	93.1	90.7	96.8	69.9	97.2	84.4	76.9	93.3
JAAR NORM	996.4 832.1	1000.6 860.4	883.8 830.8	969.6 849.5	930.8 866.6	937.5 851.7	918.8 820.3	952.8 842.8	965.6 849.4	852.5 799.8	938.6 874.9	955.5 874.3	934.0 812.8	852.0 802.1	853.0 807.5	821.0 831.2	894.4 887.3	798.3 774.2

DISTRICT 7

NR	464	467	469	470	473	474	477	479	480	481	482	548	559	561	563	572
MND	BRIEL LE	POORTU GAAL	LEIDEN	ZEG VELD	R'DAM WH	VALKEN BURG VK	H.VAN H'LAND M'PAD	MAAS LAND	HON SELMERS DIJK	VOOR SCHO TEN	HENDRIK IDO AM BACHT	KLOENEN A/D VECHT	VLEU TEN	BEN SCHOP	WEESP	AB COUDE
JAN	21.7	23.1	25.4	15.3	24.2	24.5	23.2	24.1	19.7	25.3	19.6	18.2	15.0	15.3	22.5	19.7
FEB	61.8	58.8	61.3	46.9	63.1	72.0	55.9	57.3	49.3	64.5	67.0	53.3	53.4	53.2	55.7	51.9
MRT	68.2	84.7	86.1	74.3	94.7	96.4	81.1	70.5	78.1	84.2	95.0	82.8	92.0	96.5	90.3	74.6
APR	26.2	26.3	38.9	33.1	28.6	37.4	30.4	25.8	28.4	39.4	28.4	42.4	25.1	25.2	45.6	41.1
MEI	107.8	113.1	111.2	96.2	136.2	102.7	110.6	104.7	98.6	108.1	94.2	86.0	84.0	87.4	82.7	87.4
JUN	33.2	34.9	46.2	29.6	41.7	39.9	43.7	31.6	40.6	44.6	26.8	20.9	19.6	19.6	28.9	32.4
JUL	26.0	13.1	19.4	28.1	20.4	16.3	16.1	13.3	12.3	18.6	6.8	10.4	16.5	15.4	39.3	46.3
AUG	192.9	228.1	236.8	209.4	284.0	221.7	210.8	229.9	245.9	209.4	225.7	222.9	187.1	208.3	298.7	177.1
SEP	12.6	16.0	24.4	13.1	18.9	20.2	12.2	13.4	14.1	25.7	14.1	15.5	9.8	12.4	15.2	18.1
OKT	116.9	94.3	104.3	114.4	106.6	127.4	122.2	112.3	108.9	107.8	106.7	78.7	121.7	90.9	86.2	97.4
NOV	104.5	101.3	104.9	101.8	103.8	103.3	94.5	103.0	81.6	103.7	96.8	94.5	93.9	83.0	93.1	113.8
DEC	103.5	86.1	102.1	72.1	91.7	101.2	95.9	96.3	84.5	97.8	83.2	81.8	70.3	84.7	86.1	96.5
JAAR	875.3	879.8	961.0	834.3	1013.9	963.0	896.6	882.2	862.0	929.1	864.3	807.4	788.4	791.9	944.3	856.3
NORM	835.9	848.5	840.6	790.2	859.9	810.9						836.7	794.1	795.2	808.4	830.4

DISTRICT 8

NR	328	329	336	350	509	510	514	523	541	542	543	546	547	550	557	558	560	564
MND	HEERDE	WAPEN VELD	OLDE BROEK	ELBURG	DOORN	VAAS SEN	EPE	WIJK B/DUUR STEDE	ARNHEM	PUT TEN	APEL DOORN	WOUDEN BERG	NIJ KERK	DE BILT	EER BEEK	LUN TEREN	AME RONGEN	HULS HORST
JAN	15.9	19.4	19.5	17.4	22.2	22.1	21.9	20.4	21.9	35.4	18.7	24.6	23.5	14.6	18.3	28.2	19.3	20.7
FEB	49.3	53.0	57.3	57.9	59.8	62.5	59.3	58.6	75.4	49.5	55.0	64.5	53.8	62.4	61.1	58.9	51.3	52.2
MRT	78.2	103.3	106.5	105.0	109.2	92.9	83.2	102.3	94.8	96.5	95.3	94.8	98.0	111.8	87.7	86.8	90.9	97.4
APR	43.9	36.3	45.1	52.0	39.7	39.7	41.0	46.3	57.8	53.7	55.9	51.3	39.7	40.8	46.6	57.3	49.8	51.3
MEI	83.8	77.4	87.7	83.3	117.0	88.8	85.6	101.5	126.6	100.7	89.3	113.4	93.4	94.2	117.6	109.0	108.8	80.7
JUN	20.6	23.0	36.4	38.1	30.4	21.8	16.4	36.8	14.8	53.4	27.8	37.8	24.9	19.7	22.7	61.4	61.6	25.7
JUL	59.7	58.0	73.4	96.0	36.9	41.5	59.7	60.8	46.0	41.8	29.9	50.5	65.5	16.3	23.2	28.7	65.4	55.7
AUG	168.4	178.7	232.9	250.7	187.5	169.8	168.9	220.7	153.5	225.4	178.0	194.9	227.7	187.3	132.6	184.3	255.7	185.1
SEP	8.9	6.2	12.0	8.2	8.8	10.6	9.5	9.1	9.1	9.0	10.9	6.8	8.5	10.4	7.5	8.6	13.9	13.0
OKT	66.0	69.9	65.0	77.9	66.1	78.4	72.9	74.9	68.1	71.9	72.4	68.0	73.1	114.1	78.7	87.8	70.4	68.9
NOV	87.6	83.8	102.7	84.1	107.8	103.0	98.5	96.6	121.0	87.7	98.9	101.7	79.7	99.7	97.2	95.4	95.0	98.7
DEC	72.7	100.5	91.3	99.8	88.1	92.1	89.4	83.4	97.2	82.3	107.5	94.0	91.1	91.8	108.6	96.6	76.8	106.5
JAAR	755.0	809.5	929.8	970.4	873.5	823.2	804.8	912.9	899.7	890.6	845.5	901.2	870.0	866.8	811.7	897.3	958.9	855.9
NORM	802.8	827.0	828.4	729.6		873.3	851.2	734.1	864.8	875.7	906.3	820.5	777.5	826.9	859.9	831.6	815.3	802.3

DISTRICT 8

NR	565	567	570	571	573	576	578	579	580	582	583	591	593	595	596	588	645
MND	VOORT HUI ZEN	KOOT WIJK	ELS PEET	HARS KAMP	BEEK BERGEN	SPA KEN BURG	OOSTER BEEK	VEE NEN DAAL	BARNE VELD	HA MERS VELD	WAGE NINGEN PD	DEE LEN	LAREN	SOEST	EEMNES	DUI VEN	HENGE LO (GLD)
JAN	18.1	26.0	20.9	19.3	28.1	14.8	30.9	23.6	21.4	22.0	27.6	32.0	17.0	19.6	20.8	30.1	23.2
FEB	43.5	56.3	54.2	47.3	58.8	51.7	68.3	65.1	55.3	61.2	68.4	67.8	57.2	59.5	62.9	56.9	49.2
MRT	88.4	93.7	98.4	82.5	96.7	98.8	91.5	88.1	95.7	108.1	96.8	84.5	86.9	107.0	95.2	73.7	75.9
APR	54.7	52.9	47.3	40.8	52.9	47.4	48.6	53.0	49.6	60.2	43.3	48.4	49.9	50.6	52.5	41.6	42.3
MEI	90.3	116.7	85.0	98.2	105.4	78.0	111.1	113.2	106.9	104.0	120.5	113.1	94.0	105.4	89.5	144.2	110.8
JUN	59.2	26.1	34.9	26.5	28.7	15.2	13.7	42.2	36.9	25.1	11.5	19.9	19.1	22.5	18.5	7.4	6.8
JUL	44.5	41.2	71.3	32.9	22.0	55.2	53.7	42.2	52.0	58.9	17.1	23.4	24.3	34.9	38.4	14.3	25.7
AUG	208.8	215.4	177.0	183.0	154.2	268.8	141.1	223.8	201.5	246.1	223.4	161.7	279.4	252.7	264.1	135.8	170.3
SEP	11.1	10.8	8.7	8.6	11.5	7.8	10.5	8.4	8.8	10.1	9.3	8.4	14.8	11.2	10.5	8.0	13.0
OKT	66.7	76.2	70.3	69.2	70.0	80.5	67.2	71.9	69.2	96.0	59.5	80.3	93.6	108.3	94.7	85.0	60.1
NOV	74.7	94.1	96.4	87.2	105.9	86.3	107.5	93.2	84.6	90.4	94.8	110.5	104.1	99.5	100.4	113.7	95.0
DEC	73.1	101.5	81.9	78.8	111.6	85.2	85.8	84.3	94.5	98.8	78.9	103.3	87.1	105.7	90.8	77.4	80.0
JAAR	833.1	910.9	846.3	774.3	845.8	889.7	829.9	909.0	876.4	980.9	851.1	853.3	927.4	976.9	938.3	788.1	752.3
NORM	822.0	861.0	900.2	822.9	936.3	780.3	869.4	796.4	846.2	868.9	798.0	858.5				782.1	

DISTRICT 9

2006
NEERSLAG 8-8 UUR (MM)

DISTRICT 9															DISTRICT 10		
NR	663	666	667	669	673	674	678	679	680	682	683	684	686	688	434	465	539
MND	LOCHEM	WIN TERS WIJK	DOETIN CHEM	BOR CULO	GEN DRIN GEN	REKKEN	ALMEN	HERWEN	AAL TEN	MAR KELO	LICH TEN VOORDE	LIE VELDE	WOOLD	HUP SEL	GROOT AMMERS	OUD AL BLAS	NIJ MEGEN
JAN	24.6	23.8	29.6	23.8	25.2	26.5	20.7	30.6	26.9	22.4	22.0	23.0	32.0	23.7	16.5	20.2	29.4
FEB	54.4	65.2	69.7	57.2	71.7	59.3	47.7	74.2	78.1	48.2	62.9	61.8	85.2	69.9	58.0	68.5	73.8
MRT	71.7	75.9	78.8	74.0	70.4	75.7	67.5	82.1	84.4	73.4	78.1	78.4	89.5	83.3	92.9	94.0	80.7
APR	43.7	47.4	52.8	44.8	42.3	45.9	34.8	44.3	53.5	39.5	52.4	51.6	64.7	48.0	27.1	34.8	48.9
MEI	97.3	115.5	114.8	103.1	102.4	110.1	89.6	111.5	124.0	88.2	105.6	102.0	131.8	110.1	97.5	102.5	99.0
JUN	9.3	13.9	8.8	11.7	14.8	9.5	6.9	13.1	13.4	8.0	12.2	12.8	31.8	11.7	26.2	37.1	14.5
JUL	36.5	46.0	15.0	36.1	14.0	58.5	15.7	11.4	24.0	45.4	15.6	39.3	56.8	52.0	10.3	8.0	13.5
AUG	181.1	167.0	149.7	142.5	104.2	166.1	180.9	152.4	163.6	147.3	126.3	203.2	188.6	211.9	205.6	209.2	144.3
SEP	8.4	9.5	14.0	5.8	3.2	11.7	11.3	7.4	7.4	9.3	8.4	10.2	9.3	9.9	12.9	12.3	9.2
OKT	73.4	83.0	77.1	72.9	66.6	69.6	71.5	73.5	83.6	71.8	58.3	66.8	90.6	65.8	85.4	110.0	68.7
NOV	89.6	89.8	109.6	93.1	83.1	77.9	75.8	103.9	99.6	86.8	88.2	92.4	101.7	77.9	82.6	95.5	97.8
DEC	90.1	67.6	89.4	88.5	60.0	73.7	80.5	82.6	74.0	82.6	76.9	80.2	75.7	81.5	77.4	85.6	73.1
JAAR	780.1	804.6	809.3	753.5	657.9	784.5	702.9	787.0	832.5	722.9	706.9	821.7	957.7	845.7	792.4	877.7	752.9
NORM	770.9	779.2	794.9	772.8	695.5	755.7	766.3	754.9	786.3	804.6	769.5				817.6	825.0	744.1

DISTRICT 10

DISTRICT 11

NR	549	562	569	584	589	830	835	836	840	910	917	446	447	462	471	705	733
MND	CULEM BORG	TIEL	HEU MEN	GELDER MALSEN	ZET TEN	HER WIJNEN	ANDEL	GORIN CHEM	NIEU WEN DIJK	AMMER ZODEN	ZALT BOMMEL	GOEDE REEDE	DEN BOMMEL	DIRKS LAND	OUD DORP POLDER	BRES KENS	VLIS SINGEN
JAN	13.9	26.2	22.7	19.0	28.5	17.6	20.2	21.0	20.5	20.8	17.8	19.3	15.6	19.8	15.5	19.9	18.6
FEB	53.2	59.0	74.1	59.0	61.1	55.3	62.4	65.0	72.0	66.1	63.9	56.0	60.1	55.9	44.4	74.8	75.7
MRT	83.7	85.2	81.9	92.1	91.6	77.8	83.3	89.8	81.8	68.3	83.0	66.7	76.9	63.1	61.3	47.0	49.9
APR	36.2	56.0	51.6	39.8	42.6	44.8	42.0	32.8	36.6	47.1	49.7	21.7	25.0	21.1	22.9	23.5	19.6
MEI	93.6	104.2	119.3	99.3	103.3	97.7	91.6	105.1	110.0	90.0	94.3	104.2	84.5	87.9	94.5	104.4	109.7
JUN	32.0	45.8	18.8	24.8	11.5	32.6	35.0	20.9	25.9	24.1	23.1	43.7	45.9	25.5	51.7	29.8	33.8
JUL	23.3	47.0	18.6	23.4	30.5	26.5	24.6	14.1	17.0	47.5	15.1	7.9	9.3	29.5	14.8	18.2	16.0
AUG	210.6	200.4	162.6	197.1	214.8	140.8	156.4	183.0	167.3	171.2	152.7	153.3	227.5	193.3	135.3	175.4	193.7
SEP	6.5	9.1	4.6	8.7	6.6	11.8	11.2	13.5	11.2	6.6	9.2	14.2	14.5	16.6	12.3	23.5	13.6
OKT	66.9	68.9	81.6	94.2	74.6	92.1	97.2	83.8	87.6	97.7	95.5	101.0	74.0	114.8	121.5	54.3	62.0
NOV	77.3	92.6	90.4	89.3	93.6	84.7	85.7	91.6	89.1	77.7	91.1	76.9	81.1	83.0	77.2	74.8	79.4
DEC	70.8	77.2	72.0	74.5	77.8	79.2	82.3	78.7	85.4	75.3	85.0	93.0	83.8	82.0	83.8	84.8	89.8
JAAR	768.0	871.6	798.2	821.2	836.5	760.9	791.9	799.3	804.4	792.4	780.4	757.9	798.2	792.5	735.2	730.4	761.8
NORM	754.8	764.1	742.2	782.1	776.3	785.2	789.6	788.4	803.9	762.2	773.5	781.4	798.1	795.1	751.5		757.8

DISTRICT 11

NR	735	736	737	738	740	741	742	743	744	746	747	749	750	751	752	754	755	756
MND	KAPEL LE	BROU WERS HAVEN	KERK WERVE	BIER VLIET	ST KRUIS	STAVE NISSE	TER NEU ZEN	NOORD GOUWE	ANNA JACOBA POLDER	WEST KAPEL LE	KRAB BEN DIJKE	WILHEL MINA DORP	RIL LAND	VROU WEN POLDER	HAAM STEDE	OVE ZANDE	KORT GENE	MIDDEL BURG
JAN	24.7	18.9	23.0	20.3	19.0	20.2	18.0	17.9	21.8	16.6	22.6	26.9	18.9	20.7	16.8	18.1	16.9	17.7
FEB	82.5	53.5	60.5	91.5	82.1	77.4	84.4	54.6	73.4	68.8	78.8	74.7	74.2	69.7	53.9	80.2	69.7	71.5
MRT	56.9	55.8	55.8	49.3	48.7	63.2	53.0	55.8	71.8	45.7	50.6	61.3	49.5	51.3	47.9	42.3	64.0	58.2
APR	33.1	20.3	26.3	28.5	31.0	29.4	34.3	20.7	28.1	26.9	32.8	32.5	40.3	29.6	29.3	23.3	26.0	22.7
MEI	112.3	96.1	98.4	109.3	101.1	108.9	94.0	99.3	99.4	104.5	123.5	110.5	119.8	99.5	92.9	111.0	117.5	112.3
JUN	34.3	40.6	46.7	38.1	27.9	35.8	28.4	30.4	40.6	22.9	39.7	36.2	50.3	31.7	43.4	44.7	39.2	33.4
JUL	4.6	8.4	13.1	12.4	7.8	9.4	7.3	13.6	22.5	10.3	6.7	7.2	8.9	19.9	11.5	4.9	13.5	17.4
AUG	183.5	123.4	112.9	295.1	234.6	136.8	271.4	146.2	163.6	130.9	183.4	174.2	192.5	120.1	132.6	196.0	168.7	161.7
SEP	21.2	14.6	15.4	8.6	10.4	15.5	9.9	14.5	21.3	10.6	14.1	18.4	14.2	17.2	17.8	17.9	14.9	16.1
OKT	63.6	100.5	103.6	91.6	80.5	70.4	74.4	98.7	73.6	105.3	77.1	69.4	60.2	126.0	111.8	58.2	77.2	63.4
NOV	108.7	70.3	81.8	81.8	80.2	101.0	71.6	76.5	94.5	82.8	95.7	108.8	88.3	87.8	75.3	87.1	101.6	83.0
DEC	112.0	85.3	88.7	95.1	83.8	85.4	89.5	71.4	81.9	110.8	95.6	93.5	87.6	106.2	98.4	93.6	92.2	99.0
JAAR	837.4	687.7	726.2	921.6	807.1	753.4	836.2	699.6	792.5	736.1	820.6	813.6	804.7	779.7	731.6	777.3	801.4	756.4
NORM	810.5	748.2	749.8	765.4	790.0	797.8	764.7	718.6	792.3	731.7	786.2	803.3	774.5	793.3	764.3	809.7	762.1	760.4

DISTRICT 11										DISTRICT 12							
NR	757	758	760	761	762	763	764	767	770	828	829	832	833	834	837	838	839
MND	THOLEN	WOL PH'RTS DIJK	'S HEE REN HOEK	PHI LIP PINE	SCHOON DIJKE	CAD ZAND	KLOOS TER ZANDE	KA PELLE BRUG	WEST DORPE	OUDE BOSCH	ZUN DERT	BERGEN O/ZOOM	OOS TER HOUT	CHAAM	STEEN BERGEN	GINNE KEN	HOOGER HEIDE
JAN	17.5	21.6	18.6	20.5	23.3	16.1	19.8	18.5	21.2	22.0	18.3	19.1	21.2	18.5	20.2	16.7	18.2
FEB	61.1	72.3	75.7	93.0	83.4	72.3	81.8	84.5	78.6	75.4	80.1	67.8	74.1	73.5	77.8	79.9	78.6
MRT	53.5	58.7	51.6	52.5	51.4	54.1	54.4	66.9	64.9	60.6	71.9	46.6	61.1	66.0	62.8	65.4	62.0
APR	38.3	23.9	23.1	34.2	24.9	22.1	30.8	37.0	39.4	34.6	42.6	41.7	31.3	37.1	35.3	36.1	39.4
MEI	107.9	115.9	104.7	107.1	105.1	107.7	131.9	97.1	93.0	115.0	121.7	104.5	109.2	119.1	120.2	120.8	116.3
JUN	43.1	34.8	39.7	37.1	34.6	30.6	32.8	49.1	34.3	42.5	31.4	44.4	27.5	29.6	30.0	39.2	53.3
JUL	13.2	10.1	6.6	11.8	13.4	12.2	9.0	12.2	20.6	8.0	13.2	7.8	18.7	16.0	9.5	13.4	11.4
AUG	192.8	168.0	183.8	308.5	320.0	198.5	220.9	262.0	201.8	197.2	251.4	169.8	259.3	209.5	190.8	232.8	215.0
SEP	12.8	12.2	18.2	9.8	11.9	16.5	13.9	10.6	12.1	17.4	11.9	13.6	9.6	11.9	20.1	11.2	15.1
OKT	76.9	66.5	70.1	73.9	62.1	63.2	88.3	69.3	69.2	63.1	95.7	74.2	88.7	70.5	69.6	70.2	69.3
NOV	92.9	95.1	91.7	82.1	79.3	83.9	92.9	93.7	96.5	89.8	100.6	92.9	92.2	79.5	100.9	81.3	92.5
DEC	90.6	96.3	95.6	98.2	92.8	92.8	92.1	79.0	76.5	86.1	82.8	85.8	88.0	75.1	92.5	77.2	93.0
JAAR	800.6	775.4	779.4	928.7	902.2	770.0	868.6	879.9	808.1	811.7	921.6	768.2	880.9	806.3	829.7	844.2	864.1
NORM	789.2	796.8	791.7	750.8	770.8	778.4	841.0	798.9		786.1	822.1	763.7	798.5	794.8	815.1	824.4	799.9

DISTRICT 12					DISTRICT 13													
NR	841	827	831	843	844	892	896	899	901	902	903	904	905	906	907	908	909	
MND	KLUN DERT	TIL BURG	ES BEEK	GILZE RIJEN	CA PELLE	GIERS BER GEN	HEL MOND	GEMERT	NU LAND	EIND HOVEN	MEGEN	SOME REN	ST ANTHO NIS	OIR SCHOT	BOX TEL	DEURNE	MILL	
JAN	18.8	25.2	13.8	19.9	17.2	19.4	19.4	20.2	19.0	19.4	22.2	18.1	23.7	16.6	20.3	20.8	28.1	
FEB	68.9	87.7	97.3	77.2	68.6	72.4	89.4	87.6	78.0	97.9	59.5	87.8	75.3	92.3	79.6	91.1	73.2	
MRT	71.2	71.1	79.1	60.8	71.0	66.8	80.6	78.7	75.6	77.6	77.1	73.4	76.1	70.8	67.1	73.7	81.2	
APR	30.5	45.4	46.1	42.0	31.1	45.3	37.1	44.9	42.8	43.8	36.7	41.3	55.0	44.2	40.1	33.7	45.4	
MEI	102.7	124.5	133.9	109.0	97.7	104.8	119.0	106.7	107.6	101.2	108.5	90.1	96.5	121.1	109.6	105.8	92.0	
JUN	30.7	22.2	16.0	31.7	33.0	23.6	28.4	34.9	33.7	23.7	21.3	25.9	21.7	21.5	19.4	18.8	24.6	
JUL	8.9	51.4	45.3	30.9	27.1	47.4	12.5	24.7	15.6	28.7	46.5	36.1	34.3	40.4	31.9	24.2	20.9	
AUG	218.7	195.9	208.8	242.7	174.0	146.5	177.2	192.1	155.9	180.8	198.7	165.5	155.0	141.9	181.5	150.8	151.1	
SEP	14.9	6.5	11.8	8.3	7.0	6.1	6.9	5.2	4.5	14.0	5.9	22.1	5.7	8.8	5.6	9.4	9.1	
OKT	72.5	89.0	85.2	77.6	112.8	85.7	66.5	78.2	101.7	58.2	77.0	75.2	75.7	80.9	77.1	82.8	80.3	
NOV	94.7	86.1	86.7	91.3	80.1	84.4	76.3	77.4	81.0	80.3	86.5	69.6	95.2	73.4	81.4	78.1	90.7	
DEC	86.8	86.9	87.7	91.2	68.0	72.3	78.8	77.7	75.2	78.5	71.2	67.2	64.7	66.5	76.4	68.0	63.0	
JAAR	819.3	891.9	911.7	882.6	787.6	774.7	792.1	828.3	790.6	804.1	811.1	772.3	778.9	778.4	790.0	757.2	759.6	
NORM	809.3	789.8	826.1	800.0	770.4		766.5	732.3	796.2	776.8	771.1	739.6	763.9	764.9	771.1	731.9	767.8	

DISTRICT 13								DISTRICT 14									
NR	911	912	914	915	918	919	920	883	897	913	921	922	923	961	964	967	970
MND	DIN THER	LEENDE	OSS	EERSEL	MAAR HEEZE	EIND HOVEN VB	VOLKEL	SEVE NUM	VENLO	IJSSEL STEYN	VENRAY	SIEBEN GE WALD	ARCEN	ROER MOND	WEERT	HEI BLOEM	STRAMP ROY
JAN	21.0	19.8	19.1	19.1	19.3	17.9	20.6	21.8	28.7	21.4	22.0	22.1	20.1	20.3	20.5	23.2	19.3
FEB	67.8	92.0	58.2	100.3	79.8	94.9	81.8	71.2	55.9	83.4	84.8	70.7	71.8	60.3	71.9	59.5	71.1
MRT	70.6	78.7	65.1	85.3	73.1	71.8	80.4	65.2	80.7	76.4	82.6	72.8	72.1	63.2	67.0	68.9	73.0
APR	35.4	39.1	36.4	42.3	41.0	43.3	47.7	35.3	51.3	33.1	42.0	47.2	43.7	33.6	45.3	45.8	37.2
MEI	88.6	98.8	96.0	105.9	86.7	93.4	106.7	104.4	108.3	112.6	102.2	94.1	99.2	95.8	102.6	87.4	106.9
JUN	16.2	22.4	20.2	19.0	17.4	23.7	15.4	27.9	23.2	35.6	34.3	22.4	14.8	14.2	27.9	38.8	25.2
JUL	18.3	51.2	37.5	26.4	33.3	45.6	27.7	24.2	60.4	17.8	22.3	13.9	34.8	61.5	34.0	24.0	32.9
AUG	126.3	154.3	177.3	160.9	167.0	154.0	183.8	111.5	116.4	149.1	129.1	147.8	106.1	148.7	176.8	168.9	214.5
SEP	4.7	14.2	2.7	11.9	11.4	11.0	6.3	11.4	8.3	10.0	13.4	10.3	19.0	18.9	15.8	7.7	16.8
OKT	90.3	58.1	87.0	56.6	47.9	66.2	77.9	83.7	59.2	86.1	79.8	76.0	68.0	52.3	56.9	70.6	55.1
NOV	72.2	75.0	83.8	74.5	74.3	80.2	99.0	82.6	73.9	73.0	83.1	93.1	79.7	55.8	71.0	68.0	63.7
DEC	62.2	82.2	63.0	89.1	77.1	78.4	69.2	62.7	64.1	65.7	62.1	62.1	59.0	53.0	63.8	61.7	67.6
JAAR	673.6	785.8	746.3	791.3	728.3	780.4	816.5	701.9	730.4	764.2	757.7	732.5	688.3	677.6	753.5	724.5	783.3
NORM	757.5	757.9	731.8	758.7	713.0	755.2	744.3	733.6	763.5	724.4	726.9			706.4	729.9	722.5	705.4

2006
NEERSLAG 8-8 UUR (MM)

		DISTRICT 14					DISTRICT 15								
NR	977	962	963	965	966	968	969	971	973	974	979	980	981	982	
MND	REUVER	UBACHS BERG	VAL KEN BURG	SCHAES BERG	SCHIN NEN	VAALS	STEIN	NOOR BEEK	BEEK	BUCH TEN	ECHT	EPEN	OOST- MAAR LAND	SCHIN VELD	
JAN	23.1	24.3	29.1	23.4	26.8	28.1	25.1	23.5	24.9	18.0	16.1	24.6	24.2	19.9	
FEB	54.7	73.7	80.4	73.5	81.5	89.3	74.7	74.5	73.2	73.1	60.8	68.9	68.1	65.9	
MRT	74.7	72.1	93.2	79.3	82.3	88.9	72.8	73.0	76.7	63.0	63.0	82.6	74.5	70.2	
APR	41.4	43.2	49.8	55.7	58.2	71.6	47.2	49.2	53.6	37.5	40.4	72.0	42.0	52.2	
MEI	105.2	111.8	126.1	111.2	109.8	157.7	104.1	151.8	104.7	106.6	95.0	158.0	144.4	104.8	
JUN	20.7	33.6	34.9	28.8	25.5	20.8	29.8	35.7	28.2	21.3	21.0	21.9	34.0	17.6	
JUL	39.6	16.4	24.5	17.7	19.6	23.9	31.9	25.9	25.0	46.3	35.6	22.3	26.4	20.1	
AUG	128.9	184.3	172.6	181.9	192.8	169.7	185.9	177.7	184.4	189.0	145.3	183.2	153.4	181.2	
SEP	7.0	14.6	15.8	14.9	12.2	16.0	10.9	17.8	12.8	6.1	10.1	20.2	16.8	9.6	
OKT	52.8	30.9	44.9	32.7	52.8	46.6	51.2	50.1	49.3	53.7	45.8	43.0	49.2	43.0	
NOV	64.3	71.8	75.7	65.8	74.3	98.1	78.7	76.9	73.7	54.3	45.5	84.2	62.3	63.9	
DEC	62.7	66.9	71.2	62.8	70.0	87.4	78.8	74.2	65.0	63.6	51.7	73.2	66.8	54.7	
JAAR	675.1	743.6	818.2	747.7	805.8	898.1	791.1	830.3	771.5	732.5	630.3	854.1	762.1	703.1	
NORM	734.4	810.3	841.1	778.2	816.5	902.7	774.4	813.0	750.2	732.1	695.3				

NR	270	277	286	249	269	279	210	240	275	290	344	356	283	323	319	350	370	375	377	391
MND	LEEU WARDEN	LAU WERS OOG	NIEUW BEERTA	BERK HOUT	LELY STAD	HOOGVALKEN VEEN	SCHIP BURG	SCHIP HOL	DEE LEN	TWENTE	R'DAM	HER WIJNEN	WILHELM HUP MINA SEL	WEST DORPE	GILZE RIJEN	EIND HOVENVOLKEL	ELL	ARCEN		
JAN	7.2	6.6	6.6	7.6	7.9	7.0	9.5	8.5	8.4	7.8	9.8	9.8	8.0	10.7	10.8	10.7	10.1	9.6	10.7	9.4
FEB	9.7	10.1	9.9	11.8	11.2	10.5	12.5	12.5	10.5	10.8	12.2	11.9	10.8	12.7	11.2	11.2	10.4	9.9	10.9	9.8
MRT	32.9	31.5	28.7	34.8	33.4	29.1	37.4	34.8	31.6	31.6	35.4	35.1	31.5	37.8	35.5	34.7	34.0	32.8	34.2	32.6
APR	55.5	53.8	50.6	58.2	59.8	54.0	63.3	60.4	50.7	52.9	62.0	55.7	54.6	66.0	64.5	56.1	56.6	55.3	55.7	53.4
MEI	85.7	86.2	85.1	88.6	85.5	83.3	89.9	86.0	80.6	86.1	84.1	80.5	86.3	83.6	78.2	79.4	80.6	83.1	82.6	82.4
JUN	102.4	99.3	104.2	105.7	105.2	104.0	111.2	110.7	104.2	106.2	109.0	102.5	108.9	109.7	101.8	105.5	107.5	106.1	111.4	106.9
JUL	127.5	129.6	127.8	130.6	129.4	131.2	135.1	133.6	130.8	132.3	133.8	127.9	135.3	135.2	131.0	133.1	135.5	133.1	132.2	133.6
AUG	67.6	67.8	65.1	66.8	67.8	65.1	67.5	64.0	60.4	63.1	65.6	62.6	63.5	65.7	61.8	64.9	63.9	63.0	65.1	60.3
SEP	59.4	60.7	59.9	60.2	61.1	58.9	61.7	63.1	59.5	60.3	60.7	58.4	60.1	63.1	60.4	61.0	59.7	59.9	61.4	60.9
OKT	27.6	27.4	27.1	27.6	29.1	27.9	27.3	28.5	28.3	28.5	29.1	29.5	29.3	31.8	31.8	31.9	32.7	30.8	31.6	32.7
NOV	11.9	12.1	10.4	12.1	12.7	10.9	13.1	12.8	11.2	10.7	14.1	12.5	11.4	14.8	14.9	14.1	13.5	12.5	14.1	12.4
DEC	4.8	4.8	5.0	5.3	5.6	5.3	5.5	5.4	5.4	5.1	5.6	5.7	5.2	6.5	5.9	6.4	6.5	5.9	7.2	6.1
JAAR	592.2	589.9	580.4	609.3	608.7	587.2	634.0	620.3	581.6	595.4	621.4	592.1	604.9	637.6	607.8	609.0	611.0	602.0	617.1	600.5

REFERENTIE
GEWASVERDAMPING (MM)DOORLOPEND POTENTIEEL
NEERSLAGOVERSCHOT (MM)

AANTAL SNEEUWDEKDAGEN

NR	235	280	260	310	380	NR	235	280	260	310	380	NR	025	161	550	733	973	
MND	DE KOOY	EELDE	DE BILT	VLIS SINGEN	BEEK	MND	DE KOOY	EELDE	DE BILT	VLIS SINGEN	BEEK	MND	DE KOOY	EELDE	DE BILT	RIT THEM	BEEK	
JAN	8.3	6.9	8.9	11.6	11.2	JAN	JAN	8
FEB	12.2	9.8	11.0	13.1	10.8	FEB	12.2	9.8	11.0	13.1	10.8	FEB	1	1	1	.	.	6
MRT	35.9	29.3	34.2	37.9	31.2	MRT	35.9	29.3	34.2	37.9	31.2	MRT	4	8	6	.	.	7
APR	60.0	52.9	58.2	66.4	55.9	APR	60.0	52.9	58.2	66.4	55.9	APR	-31	-11	-18	-43	-11	
MEI	92.5	84.0	83.4	84.4	77.7	MEI	92.5	84.0	83.4	84.4	77.7	MEI	-81	-18	-12	-25	13	
JUN	107.9	102.5	103.8	110.9	110.2	JUN	107.9	102.5	103.8	110.9	110.2	JUN	-88	-104	-97	-105	-58	
JUL	132.0	130.4	127.8	138.0	134.4	JUL	132.0	130.4	127.8	138.0	134.4	JUL	-216	-200	-210	-228	-164	
AUG	69.6	66.2	65.3	71.7	61.7	AUG	69.6	66.2	65.3	71.7	61.7	AUG	-85	-92	-95	-92	-45	
SEP	62.4	59.8	60.8	64.8	62.4	SEP	62.4	59.8	60.8	64.8	62.4	SEP	-140	-134	-147	-143	-89	
OKT	28.0	27.2	28.9	33.0	32.5	OKT	28.0	27.2	28.9	33.0	32.5	OKT	-40	-78	-67	-118	-74	
NOV	12.9	11.8	12.3	16.6	13.4	NOV	12.9	11.8	12.3	16.6	13.4	NOV	
DEC	5.6	5.2	5.9	6.9	7.0	DEC	5.6	5.2	5.9	6.9	7.0	DEC	
JAAR	627.3	586.0	600.5	655.3	608.4	JAAR	627.3	586.0	600.5	655.3	608.4	JAAR						

SNEEUWDEK DAG IS EEN DAG WAAROP
EEN SNEEUWDEK IS GECONSTATEERD OM 08.00 UUR

NEERSLAGGEMIDDELDEN PER DISTRICT (MM)

	D1	D2	D3	D4	D5	D6	D7	D8
JAAR	803.6	784.4	777.1	875.7	809.0	743.9	907.4	876.4
NORM	791.9	806.6	799.8	815.5	793.1	785.4	830.2	834.0
	D9	D10	D11	D12	D13	D14	D15	LAND
JAAR	781.7	803.4	793.1	838.4	792.8	726.3	776.0	813.8
NORM	769.4	779.2	778.2	801.5	763.0	727.4	791.4	796.7

HOOGSTE JAARSOM 1035.1 MM TE
435 HEEMSTEDEN

LAAGSTE JAARSOM 591.6 MM TE
76 KORNEWERDERZAND

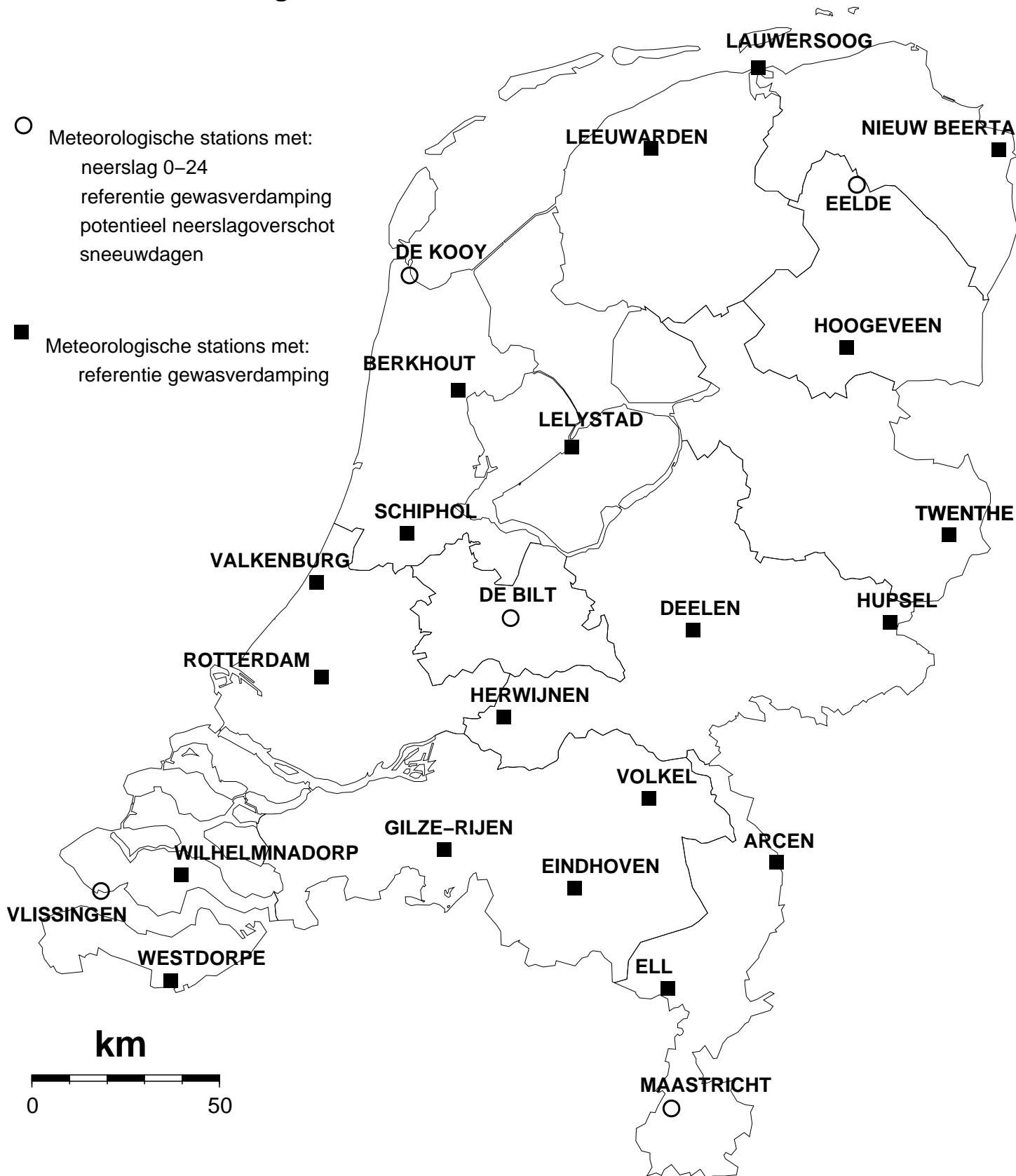
HOOGSTE MAANDSOM 320.0 MM IN
AUGUSTUS TE 762 SCHOONDIJKE

LAAGSTE MAANDSOM 2.5 MM IN
SEPTEMBER TE 76 KORNEWERDERZAND

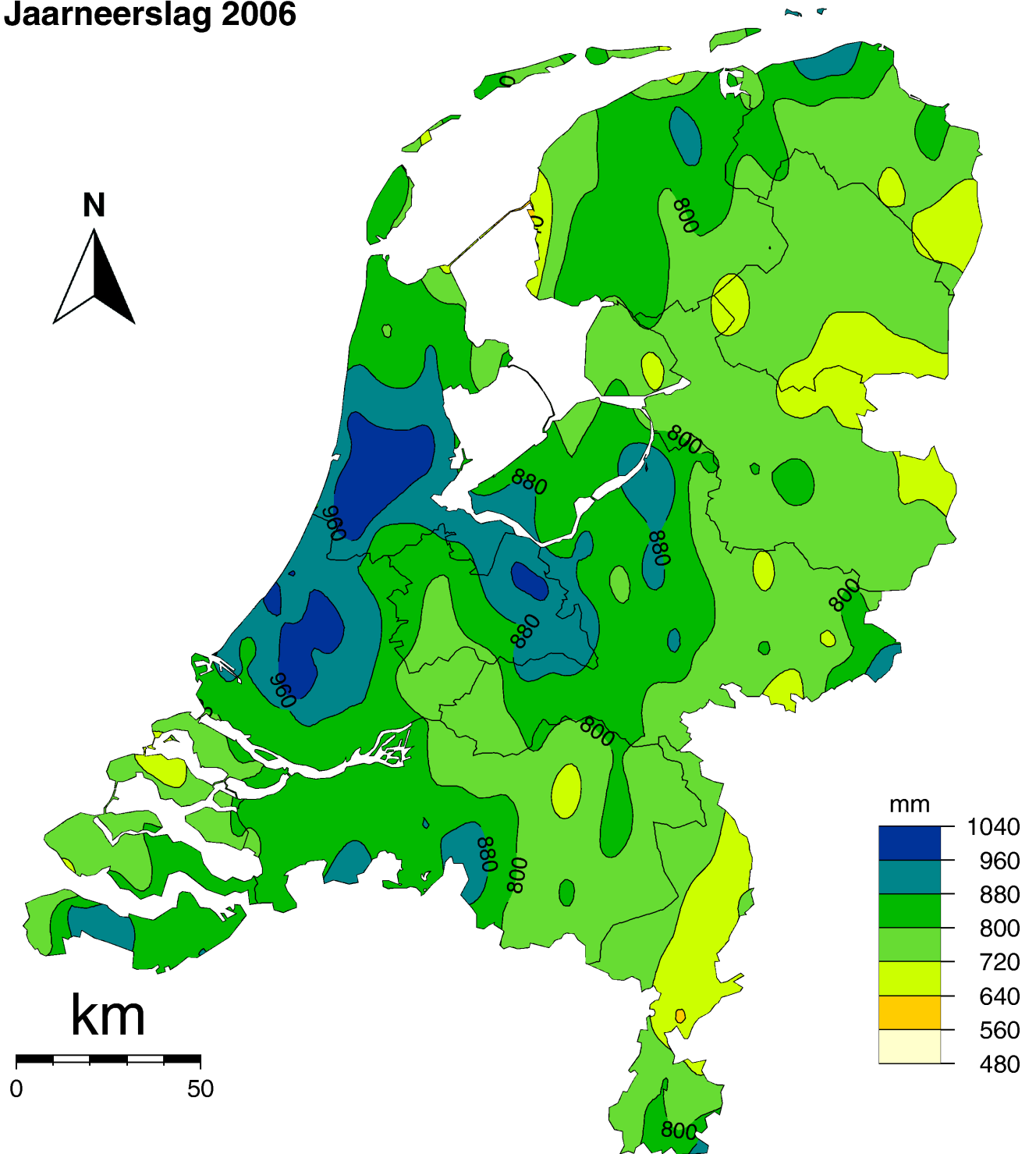
HOOGSTE DAGSOM 92.5 MM OP
03/08 TE 762 SCHOONDIJKE

NORMALEN: TIJDVAK 1971-2000

Kaart met meteorologische stations



Jaarneerslag 2006



(c) 2009, KNMI Klimaatdata en -advies



Dit rapport is een uitgave van:

Koninklijk Nederlands Meteorologisch Instituut
Klimaatdata en -advies
Postbus 201 | 3730 AE De Bilt
www.knmi.nl | klimaatdesk@knmi.nl