



Koninklijk Nederlands  
Meteorologisch Instituut  
*Ministerie van Verkeer en Waterstaat*

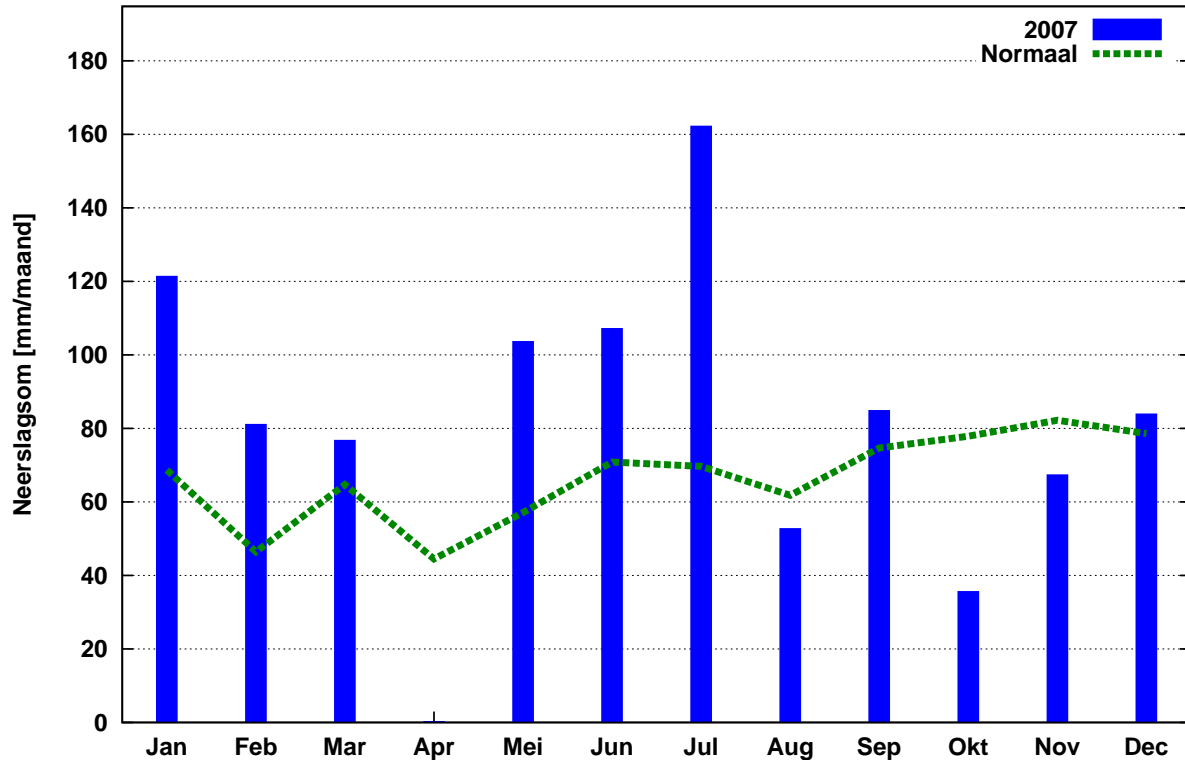
# Jaaroverzicht neerslag en verdamping in Nederland

2007



Landelijk gemiddelde maandelijkse neerslagsom in 2007 (gebaseerd op 326 stations)

Jaarsom: 978.7 mm    Normaal: 797.1 mm



In het Jaaroverzicht neerslag en verdamping in Nederland (JONV) zijn maandelijkse en jaarlijkse gegevens van neerslag, verdamping, potentieel neerslagoverschot en sneeuwdagen opgenomen. De metingen worden verricht op ca. 325 KNMI-neerslagstations en 25 KNMI meteorologische stations, alwaar uit metingen van temperatuur en straling de referentie-gewasverdamping wordt berekend. Het JONV is ruim 75 jaar uitgegeven als KNMI-periodiek en wordt sinds 2009 verspreid via internet (<http://www.knmi.nl/klimatologie/monv>).

**KNMI**  
Klimaatdata en –advies  
Postbus 201  
3730 AE De Bilt  
e-mail: [Klimaatdesk@knmi.nl](mailto:Klimaatdesk@knmi.nl)

2007  
NEERSLAG 8-8 UUR (MM)

DISTRICT 1														DISTRICT 2			
NR	10	11	12	15	16	17	18	19	21	22	24	25	26	61	64	65	66
MND	HOL LUM	W.TER SCHEL LING	SCHIER MONNIK OOG	OOST VLIET LAND	PETTEN	DEN BURG	NES AME LAND	DE COCKS DORP	CAL LANTS OOG	DE KOOG	VLIET LAND	DE KOOY	FOR MERUM	SKRINS	SNEEK	MAK KUM	HAR LINGEN
JAN	130.0	122.2	127.7	145.9	135.0	127.3	133.7	120.9	153.0	113.1	132.2	125.7	115.9	147.9	142.3	131.8	128.9
FEB	74.6	73.9	59.4	77.0	77.4	79.6	76.2	75.2	76.1	72.7	64.6	68.5	71.8	75.0	79.6	74.3	74.7
MRT	60.0	66.8	57.9	57.6	71.9	69.0	58.3	66.7	65.3	63.0	62.1	60.1	69.9	73.9	80.4	65.3	52.6
APR	0.9	1.5	1.3	0.4	0.3	0.5	1.0	2.4	.	0.2	0.9	0.2	1.7	0.7	1.1	0.7	0.2
MEI	106.4	102.6	108.3	88.6	64.7	82.4	111.9	93.1	72.7	80.2	84.5	69.1	97.1	90.3	94.0	74.5	81.5
JUN	116.4	55.7	124.3	83.3	112.9	57.4	154.0	63.4	73.1	62.6	60.5	90.0	46.2	117.0	92.2	76.2	83.9
JUL	171.3	170.6	201.3	162.2	128.1	179.8	161.9	174.9	127.0	153.3	149.1	128.0	161.3	169.5	157.8	176.6	160.9
AUG	79.1	21.7	55.1	27.5	44.1	22.8	46.1	25.6	29.2	15.7	15.5	26.7	24.7	43.7	44.9	36.1	27.5
SEP	118.6	103.0	84.1	115.8	73.9	82.0	90.1	71.1	85.8	68.7	80.6	72.2	104.4	101.7	96.2	76.7	92.6
OKT	29.4	37.7	36.9	29.7	33.9	34.6	34.7	39.5	32.3	32.1	27.0	34.7	24.7	31.6	32.7	29.1	30.6
NOV	58.7	57.5	46.5	72.1	59.2	63.5	65.7	59.6	73.0	56.7	56.4	80.9	60.8	50.9	68.8	56.2	52.0
DEC	82.5	78.2	58.5	78.8	89.2	91.5	73.9	89.8	73.0	77.2	75.1	71.4	77.3	83.2	82.0	72.4	82.9
JAAR	1027.9	891.4	961.3	938.9	890.6	890.4	1007.5	882.2	860.5	795.5	808.5	827.5	855.8	985.4	972.0	869.9	868.3
NORM	785.7	788.9	790.7	789.6	756.7	790.0	832.2	801.7	819.2	803.4	772.1	773.0		787.7	762.7	779.6	

DISTRICT 2																		
NR	67	68	69	70	73	75	76	77	78	79	80	81	82	84	85	86	87	89
MND	DOK KUM	ST ANNA PAR.	APPEL SCHA	OUDE MIRDUM	DRACH TEN	OLDE HOLT FADE	KORN WERDER ZAND	KOLLUM	HER BAYUM	HEEG	STA VOREN	JOURE	GORRE DIJK	EZUMA ZIJL	LEEUE WARDEN	NIJ BEETS	BER GUMER DAM	AK KRUM
JAN	156.3	134.8	163.7	161.3	156.6	143.2	147.8	148.2	129.5	142.7	139.4	143.2	162.3	158.1	144.3	152.0	150.8	141.8
FEB	75.8	79.5	91.4	77.8	85.2	86.4	78.5	72.4	78.3	77.3	74.4	87.2	90.8	77.3	84.6	83.5	75.6	80.4
MRT	67.0	62.4	91.8	88.0	89.3	91.8	68.2	77.6	64.0	80.9	70.9	99.0	85.5	71.0	69.9	87.9	76.0	84.3
APR	2.3	1.5	0.5	0.6	0.8	1.7	1.0	1.4	1.0	0.9	0.6	1.3	0.6	1.5	1.3	1.2	1.1	0.5
MEI	127.5	95.8	76.6	88.5	86.6	83.2	85.0	91.0	88.2	90.0	61.7	116.1	73.4	102.7	93.4	80.2	70.8	98.7
JUN	98.5	105.9	79.7	86.1	121.9	157.3	83.0	93.0	104.6	90.5	89.2	152.8	153.9	98.2	113.9	150.2	105.0	106.3
JUL	176.0	170.8	206.8	171.7	194.3	165.0	153.1	215.7	154.2	138.9	141.9	153.0	165.0	232.6	181.4	163.9	203.3	142.8
AUG	40.7	31.7	32.1	47.4	46.2	36.8	30.9	76.2	39.8	48.7	51.2	77.7	41.3	45.1	55.0	43.6	55.6	52.2
SEP	132.2	120.6	116.4	99.8	129.9	89.1	88.6	140.3	100.2	91.5	86.8	95.3	91.7	145.5	119.3	111.5	139.9	90.9
OKT	31.5	31.6	34.4	35.6	42.1	31.7	30.8	43.6	32.8	35.7	33.8	38.8	36.3	33.7	38.5	40.1	33.8	
NOV	78.6	73.0	86.7	51.8	76.7	69.5	76.4	71.5	63.4	63.9	53.7	71.9	64.3	77.6	60.8	59.3	76.4	57.4
DEC	85.5	89.6	83.6	76.8	97.7	77.2	76.5	83.6	83.1	80.5	75.5	76.3	84.5	88.8	85.8	88.9	88.8	83.5
JAAR	1071.9	997.2	1063.7	985.4	1127.3	1032.9	919.8	1114.5	939.1	941.5	879.1	1109.0	1052.1	1134.7	1043.4	1060.7	1083.4	972.6
NORM	838.0	828.0	865.2	775.0	836.3	841.7	747.9	844.4		807.3	736.4	786.1	839.4	828.7	788.4	790.5	800.9	

DISTRICT 2								DISTRICT 3									
NR	90	91	166	171	326	338	353	134	135	136	139	140	141	142	143	144	145
MND	EERNE WOUDE	TER NAARD	MARUM	AN JUM	FREDE RIKS OORD	GIET HOORN	BLOK ZIJL	MIDDEL STUM	WOL TER SUM	EZIN GE	GRO NINGEN	ASSEN	DELFT ZIJL	WARF FUM	FINS TER WOLDE	TER APEL	ZOUT KAMP
JAN	163.5	131.1	143.2	144.5	158.3	135.8	139.1	142.6	99.9	120.7	140.6	152.5	127.5	151.2	140.2	162.2	148.2
FEB	77.2	64.0	75.4	68.7	84.7	88.1	77.3	68.3	73.4	70.9	75.7	77.0	82.6	78.4	93.4	83.6	84.5
MRT	83.8	60.8	85.8	66.8	64.5	71.0	74.6	72.9	67.4	74.9	93.6	83.7	82.0	82.4	73.8	85.9	77.3
APR	1.4	1.2	0.8	0.9	0.2	0.5	1.0	1.9	1.9	1.7	1.2	1.4	1.0	2.1	1.5	1.3	1.0
MEI	84.6	116.9	90.5	118.7	80.2	90.2	92.0	69.3	82.8	79.4	75.9	104.8	102.4	77.9	111.5	107.6	79.8
JUN	118.7	102.8	127.7	103.1	114.1	187.7	210.6	123.8	151.9	102.3	142.0	88.9	95.8	160.3	88.1	104.8	124.2
JUL	167.7	161.4	177.7	223.1	175.3	175.3	179.1	154.3	156.0	175.5	163.1	159.1	153.9	187.9	148.3	163.7	230.1
AUG	45.9	61.0	55.0	46.6	40.0	41.4	47.5	62.9	63.4	57.2	59.3	41.1	49.2	63.1	61.5	43.9	51.3
SEP	109.7	110.4	123.2	140.2	88.2	88.6	83.8	109.0	120.3	112.6	116.2	103.9	101.0	101.7	96.0	106.0	129.8
OKT	34.1	24.2	29.7	27.1	35.2	35.2	23.0	32.1	37.3	26.6	37.2	41.6	32.7	30.0	38.4	36.9	30.3
NOV	67.7	77.9	77.5	63.1	77.5	62.3	58.8	81.8	101.3	72.0	90.6	83.7	93.4	64.4	105.1	91.1	77.3
DEC	95.5	61.7	87.6	77.3	81.4	78.3	76.7	77.8	87.8	70.9	86.9	82.3	69.2	74.6	87.7	78.0	81.9
JAAR	1049.8	973.4	1074.1	1080.1	999.6	1054.4	1063.5	996.7	1043.4	964.7	1082.3	1020.0	990.7	1074.0	1045.5	1065.0	1115.7
NORM	784.3	804.8	860.4		816.2	802.7	813.6				829.9	818.0	769.3	828.5	754.3	747.1	801.3

## DISTRICT 3

NR	147	148	150	151	152	153	154	155	156	158	159	160	161	162	163	164	172	323
MND	VEEN DAM	SAPPE MEER	UIT HUI ZEN	ROODE SCHOOL	GIETER VEEN	WIN SCHO TEN	EENRUM	EEXT	VLAGT WEDDE	ONNEN	NIEUW BUINEN	VEEN HUI ZEN	EELDE	NIE KERK	RODEN	ZEE RIJP	NIEUW OLDA	LAAG HA LEN
JAN	156.1	165.7	143.3	139.1	134.7	163.3	147.8	154.7	119.6	149.8	152.4	161.0	142.6	151.2	173.7	118.7	140.2	157.0
FEB	81.0	90.8	69.4	79.5	76.6	94.8	74.1	77.7	71.2	77.8	84.6	84.0	86.2	75.0	85.3	71.7	97.2	81.6
MRT	77.5	81.9	86.8	92.8	81.4	86.0	76.5	85.3	63.0	74.6	78.3	85.6	86.5	73.7	83.3	76.1	80.6	75.6
APR	1.6	1.8	2.1	1.9	0.8	1.5	1.4	1.1	1.1	1.2	0.7	0.8	1.6	2.1	1.4	2.2	2.0	0.6
MEI	149.5	98.0	81.0	84.3	150.2	95.8	74.4	137.4	89.8	92.8	103.9	71.9	77.6	58.8	87.5	82.5	134.8	111.6
JUN	60.8	92.6	166.2	168.9	59.6	67.5	149.7	64.6	85.1	136.7	59.6	78.6	108.5	117.9	113.3	112.2	117.1	80.6
JUL	156.3	154.8	156.1	164.4	146.3	131.0	167.6	150.5	127.4	162.3	150.9	155.4	173.8	197.7	178.6	150.0	150.1	141.2
AUG	65.3	58.3	54.1	63.6	66.1	51.0	59.7	55.2	45.6	43.2	43.2	54.2	54.0	68.4	56.4	69.8	58.7	42.4
SEP	99.6	114.0	107.1	103.3	93.8	105.4	114.4	99.5	100.3	106.6	86.0	109.7	111.0	133.4	117.3	84.7	104.7	101.6
OKT	40.4	34.6	32.8	28.1	43.4	41.2	33.1	44.3	41.4	39.5	29.1	34.9	37.5	35.8	35.8	26.3	42.9	39.3
NOV	111.5	98.2	85.2	84.9	91.2	106.2	83.3	88.0	98.0	92.6	89.4	78.7	93.4	81.4	96.8	78.7	99.7	78.7
DEC	73.8	90.5	68.2	71.7	74.5	87.8	77.7	87.1	67.9	89.6	88.7	87.4	89.4	91.1	96.4	63.4	87.5	82.2
JAAR	1073.4	1081.2	1052.3	1082.5	1018.6	1031.5	1059.7	1045.4	910.4	1066.7	966.8	1002.2	1062.1	1086.5	1125.8	935.7	1115.5	992.4
NORM	743.0	802.5	867.8	771.9	781.8	757.0	821.2	832.5	744.8	765.5	778.8	852.8	779.6	815.1	879.1	823.3		

## DISTRICT 3

## DISTRICT 4

NR	337	217	221	222	223	224	226	227	228	230	233	234	235	236	238	239	240
MND	SCHOON LOO	HEILLOO	ENK HUI ZEN	HOORN	SCHEL LING WOUDE	EDAM	WIJK A/ZEE	ANNA PAU LOWNA	SCHA GEN	ZAAN DIJK	ZAAN DAM H'BRG	BER GEN	CAS TRICUM	MEDEM BLIK	DE HAUKES	DEN OEVER	KREI LER OORD
JAN	183.1	137.2	144.0	138.8	130.6	154.4	125.3	159.2	109.3	134.9	130.9	123.0	138.9	141.5	120.9	113.7	133.6
FEB	86.9	81.8	73.7	80.2	88.0	83.4	72.7	75.3	69.1	74.7	92.9	82.7	80.0	72.3	72.8	68.3	73.4
MRT	92.6	77.8	83.5	79.4	92.8	84.4	81.7	68.0	70.5	90.8	96.4	65.5	75.9	85.7	64.8	60.7	77.8
APR	1.1	0.2	0.6			0.2	0.8	1.0				0.2	0.3	0.6	0.6	0.8	0.6
MEI	145.1	73.5	91.3	85.4	111.0	102.5	69.6	72.1	71.5	94.5	95.2	63.7	83.6	73.8	73.0	70.0	66.7
JUN	69.7	98.5	75.2	101.3	166.7	106.2	91.1	119.3	147.3	110.9	117.5	99.1	78.7	96.3	98.4	78.4	86.2
JUL	159.2	189.5	152.2	157.7	147.4	156.7	137.0	152.4	135.0	182.8	182.4	172.7	144.5	176.3	160.7	138.1	147.0
AUG	57.0	36.2	59.3	48.5	39.2	44.4	39.1	32.6	46.7	51.6	35.9	44.6	40.9	34.0	31.4	34.9	46.8
SEP	105.9	107.3	81.2	101.2	75.6	102.2	99.9	85.8	91.7	113.0	101.2	108.3	106.8	93.2	73.7	80.1	90.7
OKT	34.5	29.2	23.7	21.2	18.3	21.7	31.0	36.5	36.0	29.7	24.5	42.7	36.9	30.7	36.1	33.1	33.0
NOV	85.6	72.7	50.6	79.8	63.9	72.2	73.2	83.5	71.3	62.4	65.2	71.2	64.0	60.0	67.3	42.9	52.8
DEC	91.7	87.7	81.8	71.2	83.7	81.7	79.2	82.1	58.7	82.8	91.5	77.2	83.7	77.1	69.6	70.9	74.3
JAAR	1112.4	991.6	917.1	964.7	1017.2	1010.0	900.6	967.8	907.1	1028.1	1033.6	950.9	934.2	941.5	869.3	791.9	882.9
NORM	831.1	838.5	807.5	795.9	895.5	829.0	795.9	778.7	823.4	814.6	866.2	824.5	850.2	803.2	807.4	781.9	739.2

## DISTRICT 4

## DISTRICT 5

NR	242	249	251	252	255	257	263	256	317	344	348	352	356	359	364	365	366
MND	PURMER END	HOOG KARS PEL	WEST BEEM STER	KOL HORN	OB DAM	HOOG WOUD	ASSEN DELFT	MARK EN	MARK NESSE	TOLLE BEEK	EMMEL OORD	NA GELE	KUINRE	LEMMER BUMA	DRON TEN	SWIF TER BANT	BID DING HUIZEN
JAN	146.6	134.0	142.2	122.9	139.1	130.6	126.6	120.8	133.1	104.8	129.4	130.3	149.5	130.0	126.8	123.5	134.5
FEB	90.1	84.9	78.8	74.9	76.2	81.8	77.2	78.1	79.0	72.5	89.5	90.5	89.9	74.8	85.4	79.9	75.6
MRT	93.6	86.3	84.8	82.5	88.0	98.3	94.0	84.0	85.8	62.5	85.2	76.0	95.7	71.3	76.7	75.8	91.6
APR	0.1	0.3	0.4	0.2	0.5	0.1		0.7	1.1		0.1		1.1	0.3	0.1		
MEI	100.9	84.2	78.8	69.9	75.1	73.8	86.9	102.0	98.8	91.7	99.7	97.7	87.4	98.3	84.9	97.7	109.1
JUN	121.7	123.8	119.8	135.7	94.2	75.6	113.5	134.2	140.7	91.9	119.9	85.6	133.1	133.3	114.4	96.3	82.5
JUL	196.0	125.2	166.8	157.1	155.7	151.2	163.3	142.1	188.2	148.9	158.7	200.8	152.7	182.1	218.2	147.7	162.3
AUG	57.2	49.3	57.0	45.4	34.8	45.5	55.4	34.8	37.8	37.3	36.9	40.4	36.8	54.2	46.9	33.3	67.3
SEP	110.8	90.2	110.7	103.5	102.7	105.8	107.0	85.6	80.2	74.9	81.4	76.7	76.7	84.3	75.1	69.3	89.5
OKT	28.1	25.3	30.9	37.8	25.8	27.4	28.0	17.8	20.5	22.6	21.3	27.3	25.5	27.5	32.7	24.9	26.9
NOV	70.6	65.3	64.6	76.0	69.8	79.5	66.7	69.3	51.3	43.0	53.0	49.3	56.4	58.5	56.8	54.3	65.1
DEC	91.9	84.6	80.6	63.3	84.9	71.3	82.8	84.0	52.1	64.1	79.6	71.1	83.1	71.6	76.7	75.3	80.4
JAAR	1107.6	953.4	1015.4	969.2	946.8	940.9	1001.4	953.4	968.6	814.2	954.7	945.7	987.9	986.2	994.7	878.0	984.8
NORM	858.5	769.3	827.5	803.8							820.8	781.9	835.2	764.3	818.7	784.5	771.6

2007  
NEERSLAG 8-8 UUR (MM)

NR	DISTRICT 5					DISTRICT 6											
	O.VAAR DERS DIEP	LELY STAD	ZEE WOLDE	ZEE WOLDE SW	HARDER WIJK	STEEN WIJKS MOER	DWIN GE LOO	ZWOLLE	DENE KAMP	HOOG VEEN	EMMEN	IJSSEL MUIDEN	RHEE ZER VEEN	HEINO	ZWEE LOO	VILS TEREN	SCHOO NEBEEK
JAN	137.0	121.9	134.6	113.7	103.0	148.6	168.6	122.5	109.1	145.6	150.5	133.2	141.9	124.8	167.9	144.6	118.3
FEB	81.6	62.4	71.8	72.1	70.9	70.8	93.8	76.7	82.2	102.8	94.2	82.1	91.4	77.1	90.1	85.0	81.3
MRT	90.2	77.9	86.0	84.9	81.7	72.8	90.3	67.3	57.5	82.9	79.9	75.6	76.8	68.9	85.1	63.2	76.5
APR	.	0.8	1.9	1.4	1.3	0.1	0.8	1.2	0.3	0.2	0.7	0.9	.	0.8	0.7	.	0.5
MEI	96.4	100.9	120.6	108.8	103.7	91.1	118.9	92.7	140.3	101.3	88.8	81.6	107.3	105.2	114.2	100.0	102.8
JUN	164.7	72.2	92.8	96.3	102.7	117.6	88.2	93.7	67.5	89.1	157.4	102.5	137.1	91.8	92.9	118.7	117.3
JUL	150.8	185.8	164.9	146.6	154.7	100.9	148.2	173.8	116.7	151.9	157.7	141.7	120.3	122.1	151.4	142.9	135.7
AUG	30.0	34.7	41.6	38.9	37.8	33.0	48.3	44.0	38.8	42.9	53.0	48.1	40.8	41.3	48.5	35.3	39.4
SEP	65.9	83.9	85.0	78.6	82.0	73.6	92.1	66.4	86.3	82.4	87.1	62.1	66.6	73.6	91.3	77.2	87.6
OKT	13.7	25.3	17.9	22.9	26.6	34.3	32.7	34.7	51.9	28.7	35.5	32.9	33.3	44.7	26.2	45.7	30.1
NOV	54.9	67.3	72.0	66.5	73.0	73.0	81.2	59.0	61.9	75.7	84.0	56.6	66.9	62.2	76.2	68.0	63.4
DEC	80.1	72.2	88.5	78.9	67.1	73.1	92.3	77.2	80.5	85.4	82.6	70.7	89.5	81.9	82.7	78.9	59.6
JAAR	965.3	905.3	977.6	909.6	904.5	888.9	1055.4	909.2	893.0	988.9	1071.4	888.0	971.9	894.4	1027.2	959.5	912.5
NORM	785.2			775.9		858.6		806.9	773.1	845.0	802.4	799.7	781.6	751.5	794.7	781.7	725.1

NR	DISTRICT 6														DISTRICT 7		
	VROOMS HOOP	KLA ZIENA VEEN	DE DEMS VAART	ROU VEEN	TUB BERGEN	RUINER WOLD	AL MELO	EN SCHEDE	HENGE LO (OV)	TWEN THE	HELLEN DOORN	WEER SELO	LET TELE	HOL TEN	OVER VEEN	ZAND VOORT	ZOE TER MEER
JAN	127.5	137.2	136.6	149.3	136.0	135.1	137.0	131.0	134.7	152.9	118.0	123.3	125.4	138.6	126.5	106.1	105.5
FEB	82.2	70.7	85.1	89.3	85.2	82.3	98.5	86.2	90.7	100.9	86.4	84.6	76.3	90.9	82.5	78.2	79.0
MRT	69.3	74.9	72.2	82.7	70.2	63.7	90.9	76.1	69.0	80.7	68.8	69.9	77.9	81.9	87.8	76.7	84.9
APR	.	2.5		0.4		0.7		0.9		0.4			0.3		0.3		
MEI	98.5	89.9	105.9	99.5	123.1	90.0	137.6	132.5	132.9	131.7	102.9	131.0	126.1	129.9	79.8	79.0	109.4
JUN	101.0	111.5	109.5	116.4	83.7	113.7	87.4	91.1	99.9	96.4	97.8	83.6	89.9	90.3	103.1	86.7	171.3
JUL	114.5	137.1	125.6	174.6	141.2	172.3	136.6	103.0	136.0	105.6	144.8	136.2	141.2	138.1	176.0	144.0	204.6
AUG	48.0	39.3	37.1	36.8	42.4	41.9	46.7	57.8	36.5	51.1	44.5	43.0	44.5	55.0	39.2	31.6	48.4
SEP	70.2	94.8	78.1	61.8	89.6	69.5	82.6	83.7	74.3	82.1	74.3	88.3	78.6	84.3	105.3	89.1	105.3
OKT	35.0	32.8	43.3	31.8	37.8	29.6	34.9	58.5	42.3	49.1	35.3	43.0	25.9	31.8	30.7	26.7	24.0
NOV	66.9	81.1	68.8	60.4	65.2	68.2	67.4	60.6	62.2	63.0	60.9	67.3	58.1	67.5	64.0	52.0	64.5
DEC	75.9	67.9	83.3	83.4	68.3	83.0	86.7	94.8	88.7	96.6	84.0	79.3	70.6	99.2	85.8	71.6	99.2
JAAR	889.0	939.7	945.5	986.4	942.7	950.0	1006.3	976.2	967.2	1010.5	917.7	949.5	914.8	1007.5	981.0	841.7	1096.1
NORM	766.8	717.8	800.4	800.8	774.5		800.9	770.9	786.4	767.6	790.9	781.6	786.2		840.8	777.7	

NR	DISTRICT 7																	
	HEEM STEDE	LIJN DEN	HOOFD DORP	ROELOF ARENDS VEEN	SCHE VE NINGEN	AM STER DAM	BOS KOOP	GOUDA	KAT WIJK	DELFT	NU MANS DORP	IJSSEL MONDE	BERG SCHEN HOEK	LISSE	STRIJ EN	OOST VOORNE	AALS MEER	BAREN DRECHT
JAN	113.9	125.5	102.8	95.9	101.0	122.2	105.7	111.0	93.6	105.3	101.6	134.0	109.3	95.2	100.1	106.3	106.3	101.9
FEB	84.5	79.9	78.6	76.4	87.6	85.6	75.8	69.4	81.9	84.1	85.0	86.1	81.3	82.3	72.7	74.6	75.6	87.6
MRT	94.3	90.4	93.8	86.2	87.6	90.5	100.0	91.0	76.4	79.9	74.2	93.0	90.8	83.2	73.7	84.8	76.6	81.9
APR	.									0.6				0.3				
MEI	93.9	95.7	106.5	103.4	104.2	131.8	116.9	113.3	105.5	116.5	121.4	131.7	116.7	97.8	134.6	102.0	112.1	116.7
JUN	91.4	117.6	147.4	208.6	114.3	154.2	125.6	152.1	184.8	132.5	143.0	161.9	124.6	129.7	119.9	94.5	137.9	167.7
JUL	158.5	192.4	182.2	184.0	165.3	157.5	199.4	198.8	167.7	130.9	214.8	209.9	209.3	154.1	208.3	159.9	180.5	229.5
AUG	31.1	34.0	39.6	36.1	46.0	37.4	43.6	44.4	38.3	55.0	43.6	42.1	54.6	39.9	49.8	35.1	31.8	55.0
SEP	121.1	100.7	106.6	86.3	94.4	79.4	90.7	104.8	94.1	108.9	87.9	105.8	109.8	96.1	76.2	82.9	92.8	92.1
OKT	28.9	27.5	28.2	24.0	29.2	20.1	23.9	29.5	27.1	30.6	45.3	38.8	37.0	26.7	40.9	34.6	20.2	39.0
NOV	68.5	72.1	61.5	59.1	56.5	57.8	49.2	53.6	44.9	72.5	58.3	70.1	59.7	59.5	62.3	66.3	61.2	71.9
DEC	76.0	84.6	79.1	80.4	95.2	84.8	76.2	82.4	77.6	97.6	101.3	106.9	90.7	77.1	85.4	85.1	78.4	101.6
JAAR	962.1	1020.4	1026.3	1040.4	981.3	1021.3	1007.0	1050.3	991.9	1014.4	1076.4	1180.3	1083.8	941.9	1023.9	926.1	973.4	1144.9
NORM	827.9	832.1	860.4	830.8	849.5	866.6	851.7	820.3	842.8	849.4	799.8	874.9	874.3	812.8	802.1	807.5	831.2	887.3

## DISTRICT 7

NR	463	464	467	469	470	473	474	477	479	480	481	482	548	559	561	563	572
MND	N.HEL VOET	BRIEL LE	POORTU GAAL	LEIDEN	ZEG VELD	R'DAM WH	VALKEN BURG VK	H.VAN H'LAND M'PAD	MAAS LAND	HON SELMERS DIJK	VOOR SCHO TEN	HENDRIKLOENEN IDO AM A/D VECHT	VLEU TEN	BEN SCHOP	WEESP	AB COUDE	
JAN	91.0	105.5	95.1	117.4	78.9	126.0	107.7	100.1	80.7	94.9	111.8	110.3	103.8	114.0	104.2	127.7	116.6
FEB	79.0	77.2	83.6	84.2	69.8	80.7	81.9	77.0	78.5	73.0	83.2	85.4	78.3	64.5	66.0	72.6	84.0
MRT	72.6	81.8	65.6	84.8	87.9	81.6	86.3	81.2	78.4	76.7	85.3	89.3	95.2	88.1	84.5	98.3	95.0
APR	.	.	0.2	.	.	0.2	0.5	.	.	.	0.7	.	0.5	0.1	0.1	0.1	0.1
MEI	102.0	120.5	130.8	115.8	120.1	119.7	116.8	101.1	96.9	106.4	110.8	127.3	118.9	121.3	113.2	129.5	117.0
JUN	92.3	174.9	121.7	162.4	209.8	125.9	122.3	107.6	153.5	125.9	157.1	138.2	121.5	140.6	162.8	147.4	133.1
JUL	154.9	183.6	182.1	166.6	210.6	222.8	191.1	141.5	133.6	143.6	163.8	197.4	174.8	175.9	210.2	163.9	169.2
AUG	43.7	40.9	51.0	44.2	35.5	43.1	34.4	41.5	45.1	45.4	28.4	58.7	40.3	31.3	41.2	29.6	34.2
SEP	77.6	106.7	115.3	99.8	96.4	104.6	95.0	95.1	109.6	84.2	105.8	85.3	78.0	89.2	76.7	76.4	75.7
OKT	36.0	34.7	38.4	26.3	23.2	40.8	26.1	32.7	29.3	29.3	25.1	38.3	21.9	21.1	25.0	17.2	20.2
NOV	58.9	69.2	67.9	60.3	52.7	76.5	53.3	69.7	81.4	70.6	52.6	60.4	61.3	54.1	56.5	67.3	65.7
DEC	91.1	87.1	93.9	95.9	68.1	100.6	92.9	91.2	81.1	72.0	91.6	106.1	78.5	70.9	85.2	88.5	77.5
JAAR	899.1	1082.1	1045.6	1057.7	1053.0	1122.5	1008.3	938.7	968.1	922.0	1016.2	1096.7	973.0	971.1	1025.6	1018.5	988.3
NORM	774.2	835.9	848.5	840.6	790.2	859.9	810.9						836.7	794.1	795.2	808.4	830.4

## DISTRICT 8

NR	328	329	336	350	509	510	514	523	541	542	543	546	547	550	557	558	560	564
MND	HEERDE	WAPEN VELD	OLDE BROEK	ELBURG	DOORN	VAAS SEN	EPE	WIJK B/DUUR STEDE	ARNHEM	PUT TEN	APEL DOORN	WOUDEN BERG	NIJ KERK	DE BILT	EER BEEK	LUN TEREN	AME RONGEN	HULS HORST
JAN	127.1	125.1	150.2	134.8	122.0	147.3	136.6	113.5	144.9	126.0	167.4	130.6	119.7	122.8	143.3	125.0	127.0	144.4
FEB	83.4	84.7	87.1	77.8	89.8	88.7	83.2	85.4	118.8	84.1	99.0	89.5	83.2	76.9	102.0	94.7	83.7	84.5
MRT	69.2	78.7	80.0	86.2	98.9	93.0	76.1	93.3	94.3	83.9	96.8	101.1	97.8	101.3	88.6	103.5	91.3	89.2
APR	1.1	1.0	.	.	.	0.7	.	0.1	0.1	0.6	1.3	0.2	0.5	0.5	0.4	0.5	.	0.1
MEI	91.2	106.2	96.4	100.4	124.7	122.8	110.1	133.2	142.4	118.4	143.9	130.1	99.7	137.7	111.1	128.9	105.8	114.0
JUN	76.4	87.3	76.7	88.8	117.2	107.3	75.2	103.2	89.3	94.1	102.7	137.4	98.0	101.1	75.1	95.7	143.8	92.4
JUL	147.1	154.4	203.9	152.1	186.9	170.5	169.1	202.6	183.1	158.1	167.0	159.1	156.3	166.1	166.3	164.2	177.4	184.6
AUG	32.8	37.8	36.8	39.0	52.5	44.1	42.5	39.1	58.7	48.3	57.4	37.8	36.2	43.1	51.7	41.8	40.3	42.4
SEP	73.3	86.1	86.7	89.1	109.0	95.9	76.4	85.1	82.5	93.3	88.1	82.1	78.7	104.9	71.5	77.2	84.9	97.8
OKT	33.6	30.9	32.8	33.0	24.7	38.9	35.1	21.8	32.1	33.8	44.0	33.6	32.2	35.6	24.4	22.1	23.4	27.4
NOV	59.6	63.0	67.8	63.8	70.3	81.1	74.8	59.7	97.4	78.8	84.2	69.3	71.2	56.7	73.9	78.7	73.0	71.3
DEC	87.9	91.5	92.9	93.7	94.9	98.5	93.2	89.8	115.3	90.8	109.4	101.3	89.2	86.0	96.6	103.7	88.0	82.2
JAAR	882.7	946.7	1011.3	958.7	1090.9	1088.8	972.3	1026.8	1158.9	1010.2	1161.2	1072.1	962.7	1032.7	1004.9	1036.0	1038.6	1030.3
NORM	802.8	827.0	828.4	729.6		873.3	851.2	734.1	864.8	875.7	906.3	820.5	777.5	826.9	859.9	831.6	815.3	802.3

## DISTRICT 8

NR	565	567	570	571	573	576	578	579	580	582	583	591	593	595	596	588	645
MND	VOORT HUI ZEN	KOOT WIJK	ELS PEET	HARS KAMP	BEEK BERGEN	SPA KEN BURG	OOSTER BEEK	VEE NEN DAAL	BARNE VELD	HA MERS VELD	WAGE NINGEN PD	DEE LEN	LAREN	SOEST	EEMNES	DUI VEN	HENGE LO (GLD)
JAN	126.5	149.7	133.3	111.4	161.4	131.7	131.7	118.1	135.4	135.7	127.7	141.3	141.3	139.8	137.0	129.2	115.9
FEB	77.8	96.1	88.5	83.8	105.4	82.5	106.9	97.6	81.2	88.8	92.4	106.2	81.9	94.5	78.8	78.4	77.9
MRT	82.4	92.1	82.4	81.8	96.7	89.7	90.5	100.0	97.2	102.7	81.9	89.5	93.3	98.2	108.9	77.2	85.9
APR	0.7	.	0.3	0.3	0.3	1.3	0.2	0.3	0.2	0.6	.	0.1	0.4	0.1	0.4	.	.
MEI	125.4	137.4	102.8	120.8	139.6	114.8	128.5	130.1	122.2	121.6	121.5	125.0	124.0	118.4	128.7	108.1	121.3
JUN	81.4	106.8	96.8	70.7	102.0	96.7	100.5	93.9	132.1	118.9	110.5	77.4	101.8	108.6	101.2	96.4	63.0
JUL	167.3	183.6	166.1	172.5	180.5	155.2	205.8	150.7	171.3	149.8	158.1	195.2	169.7	179.7	138.3	128.3	141.3
AUG	45.5	34.1	37.7	43.6	54.9	43.5	68.5	52.6	45.7	37.9	59.5	59.3	38.4	49.2	39.3	43.5	51.9
SEP	93.8	92.9	108.9	84.7	85.4	75.6	83.6	71.8	72.7	85.8	70.9	87.8	99.0	88.0	94.9	65.4	75.4
OKT	35.0	45.7	31.1	35.2	34.3	23.8	25.2	38.3	37.1	33.0	23.5	28.6	19.9	27.7	19.5	30.5	37.7
NOV	76.2	92.1	75.8	87.9	91.2	75.9	87.7	85.8	74.7	68.5	82.0	82.5	87.9	76.0	72.6	62.0	82.8
DEC	78.5	110.7	90.1	84.1	115.2	87.3	107.6	115.6	95.7	98.3	98.5	114.9	111.2	100.5	97.0	105.2	91.7
JAAR	990.5	1141.2	1013.8	976.8	1166.9	978.0	1136.7	1054.8	1065.5	1041.6	1026.5	1107.8	1068.8	1080.7	1016.6	924.2	944.8
NORM	822.0	861.0	900.2	822.9	936.3	780.3	869.4	796.4	846.2	868.9	798.0	858.5				782.1	

## DISTRICT 9

2007  
NEERSLAG 8-8 UUR (MM)

DISTRICT 9																	DISTRICT 10	
NR	663	666	667	669	673	674	678	679	680	682	683	684	686	688	689	434	465	
MND	LOCHEM	WIN TERS WIJK	DOETIN CHEM	BOR CULO	GEN DRIN GEN	REKKEN	ALMEN	HERWEN	AAL TEN	MAR KELO	LICH TEN VOORDE	LIE VELDE	WOOLD	HUP SEL	DEVEN TER	GROOT AMMERS	OUD AL BLAS	
JAN	128.4	122.6	125.0	115.2	104.3	108.3	120.5	131.9	125.1	126.7	112.6	121.5	133.9	130.5	136.2	120.1	122.1	
FEB	95.3	71.2	91.1	85.5	67.8	77.4	84.5	84.4	80.4	88.1	77.4	77.2	85.5	83.0	74.6	70.6	84.1	
MRT	71.4	70.2	80.5	78.3	54.4	83.0	63.0	73.4	67.4	69.0	72.6	76.6	76.0	91.7	72.0	88.5	90.1	
APR	.	0.4	.	.	.	0.1	.	.	.	.	.	.	0.2	.	0.3	.	.	
MEI	117.0	129.5	142.6	126.6	108.1	131.4	117.9	117.8	133.7	137.5	132.6	133.8	150.5	135.9	124.7	110.5	133.9	
JUN	72.9	104.9	106.0	103.4	60.9	90.2	84.9	108.6	126.3	104.5	121.1	128.9	111.3	99.6	72.1	156.7	148.7	
JUL	153.5	143.0	133.4	129.0	154.8	133.3	154.9	166.9	157.8	112.9	143.8	148.3	149.9	135.9	146.4	238.0	179.1	
AUG	62.8	70.1	81.4	65.8	79.1	63.3	47.7	76.8	68.6	57.2	67.0	70.5	79.1	93.1	45.8	39.4	53.7	
SEP	73.4	88.5	89.0	73.1	79.3	80.2	69.7	91.2	78.5	79.4	84.4	97.7	85.0	85.4	87.1	74.2	97.7	
OKT	38.1	40.6	40.3	32.8	46.0	49.1	30.4	37.3	41.9	31.7	45.9	49.1	47.5	47.6	25.1	29.2	42.5	
NOV	69.0	73.3	76.4	75.4	75.3	72.5	66.7	75.9	74.6	67.7	69.7	73.7	77.9	68.8	66.9	67.3	66.7	
DEC	82.6	92.8	104.6	81.8	84.1	81.4	81.1	98.5	88.3	87.3	93.8	103.3	98.6	88.8	78.8	99.2	110.0	
JAAR	964.4	1007.1	1070.3	966.9	914.1	970.2	921.3	1062.7	1042.6	962.0	1020.9	1080.6	1095.4	1060.3	930.0	1093.7	1128.6	
NORM	770.9	779.2	794.9	772.8	695.5	755.7	766.3	754.9	786.3	804.6	769.5					817.6	825.0	

DISTRICT 10														DISTRICT 11				
NR	539	549	562	569	584	589	830	835	836	840	910	917	446	447	462	471	705	
MND	NIJ MEGEN	CULEM BORG	TIEL	HEU MEN	GELDER MALSEN	ZET TEN	HER WIJNEN	ANDEL	GORIN CHEM	NIEU WEN DIJK	AMMER ZODEN	ZALT BOMMEL	GOEDE REEDE	DEN BOMMEL	DIRKS LAND	OUD DORP POLDER	BRES KENS	
JAN	118.3	104.6	122.1	109.8	112.7	136.6	109.6	122.2	123.3	115.1	100.5	123.9	93.5	77.4	79.9	89.2	78.4	
FEB	77.3	81.9	89.4	95.3	80.4	96.7	80.6	82.7	93.6	79.8	76.9	88.6	82.9	79.3	74.5	83.3	82.0	
MRT	71.8	78.9	88.1	69.3	71.4	84.4	72.3	72.9	77.2	73.3	69.4	73.2	67.6	62.3	69.9	71.8	60.5	
APR	.	0.1	0.2	.	0.6	.	0.3	.	.	.	.	.	.	0.3	.	.	.	
MEI	142.2	103.1	122.0	111.6	130.0	121.7	125.4	130.2	118.3	146.9	114.2	147.8	89.3	114.4	96.7	107.2	67.5	
JUN	97.6	106.7	129.1	91.0	122.6	123.8	135.9	140.1	123.4	155.7	106.7	102.6	67.5	124.6	91.2	84.1	80.7	
JUL	184.8	218.0	170.9	171.5	184.9	164.8	158.6	145.3	180.6	162.7	151.6	164.1	177.0	188.6	185.2	178.1	180.5	
AUG	71.3	58.7	48.5	68.3	44.0	64.1	57.3	57.8	35.0	43.0	49.9	51.6	29.4	30.5	42.7	52.5	39.4	
SEP	79.8	75.3	78.1	83.0	76.2	78.9	87.5	68.7	73.6	62.9	80.0	74.9	68.2	86.8	95.8	71.8	77.0	
OKT	35.5	31.3	23.3	43.1	23.1	29.8	21.1	27.6	47.9	44.3	23.6	18.8	30.7	39.0	43.9	34.7	39.3	
NOV	82.6	46.8	50.0	67.7	47.8	73.5	58.2	56.4	53.3	57.8	52.3	63.6	56.4	59.3	66.5	70.0	61.1	
DEC	98.2	81.8	89.7	96.4	117.7	100.1	89.4	97.7	105.4	102.1	88.6	98.1	81.1	82.1	83.3	72.1	82.8	
JAAR	1059.4	987.2	1011.4	1007.0	1011.4	1074.4	996.2	1001.6	1031.6	1043.6	913.7	1007.2	843.6	944.6	929.6	914.8	849.2	
NORM	744.1	754.8	764.1	742.2	782.1	776.3	785.2	789.6	788.4	803.9	762.2	773.5	781.4	798.1	795.1	751.5		

DISTRICT 11																		
NR	733	735	736	737	738	740	741	742	743	744	746	747	749	750	751	752	754	755
MND	VLIS SINGEN	KAPEL LE	BROU WERS HAVEN	KERK WERVE	BIER VLIET	ST KRUIS	STAVE NISSE	TER NEU ZEN	NOORD GOUWE	ANNA JACOBA POLDER	WEST KAPEL LE	KRAB BEN DIJKE	WILHEL MINA DORP	RIL LAND	VROU WEN POLDER	HAAM STEDE	OVE ZANDE	KORT GENE
JAN	72.0	84.7	86.9	87.7	105.6	93.1	80.0	88.1	67.9	81.3	79.2	86.4	82.4	82.4	81.6	88.1	80.3	77.3
FEB	91.6	83.6	79.8	74.2	82.4	76.4	68.4	80.0	67.7	78.9	99.7	71.7	77.7	65.4	96.4	84.0	72.4	81.1
MRT	59.9	68.3	71.6	69.1	79.5	63.0	72.5	67.8	64.5	66.0	69.2	67.0	71.9	55.9	63.1	71.2	63.9	63.3
APR	.	.	0.2	0.1	.	.	.	.	.	0.2	0.2	.	0.1	.	.	.	.	0.1
MEI	68.0	120.3	105.3	95.2	71.6	62.7	100.4	87.3	92.0	99.3	90.4	101.5	100.9	96.4	86.7	95.4	85.3	97.0
JUN	85.0	127.9	114.1	116.3	95.7	85.0	92.2	109.9	87.4	89.5	73.2	151.3	117.3	129.4	83.9	82.9	110.5	117.5
JUL	198.6	211.0	188.3	157.3	186.1	192.3	178.0	161.0	163.4	187.4	178.6	198.1	249.0	194.8	184.5	204.5	200.9	157.6
AUG	56.0	45.4	60.0	63.1	34.8	26.6	37.1	60.7	45.9	25.5	26.9	49.2	51.0	50.6	27.2	43.2	35.6	38.8
SEP	79.2	69.9	77.6	62.2	78.0	90.1	65.3	65.5	81.1	87.7	54.9	73.0	71.1	67.7	51.2	59.6	79.1	66.9
OKT	42.0	48.6	40.8	38.4	37.7	41.3	51.1	44.3	45.6	44.2	42.5	62.3	50.6	48.4	50.8	41.2	40.6	45.2
NOV	56.3	69.6	56.1	68.2	56.1	64.3	79.4	56.9	51.6	68.0	68.6	79.5	69.5	79.6	73.4	69.5	73.2	69.9
DEC	72.5	85.3	89.9	78.1	103.0	95.2	82.3	78.0	63.5	79.5	69.0	82.8	85.7	74.9	75.3	82.5	89.9	77.3
JAAR	881.1	1014.6	970.6	909.9	930.5	890.0	906.7	899.5	830.6	907.5	852.4	1022.8	1027.2	945.5	874.1	922.1	931.7	892.0
NORM	757.8	810.5	748.2	749.8	765.4	790.0	797.8	764.7	718.6	792.3	731.7	786.2	803.3	774.5	793.3	764.3	809.7	762.1

DISTRICT 11											DISTRICT 12							
NR	756	757	758	760	761	762	763	764	767	770	828	829	832	833	834	837	838	
MND	MIDDEL BURG	THOLEN	WOL PH'RTS DIJK	'S HEE REN HOEK	PHI LIP PINE	SCHOON DIJKE	CAD ZAND	KLOOS TER ZANDE	KA PELLE BRUG	WEST DORPE	OUDEN BOSCH	ZUN DERT	BERGEN O/ZOOM	OOS TER HOUT	CHAAM	STEEN BERGEN	GINNE KEN	
JAN	71.7	76.8	74.5	76.6	103.2	92.2	97.3	92.1	85.2	93.9	93.6	100.2	71.1	110.2	86.0	84.9	82.0	
FEB	95.7	71.8	82.9	78.7	79.5	87.7	97.4	68.2	74.5	77.4	73.0	74.3	68.8	86.3	77.4	86.1	77.3	
MRT	67.7	60.8	70.5	70.7	73.9	74.1	64.3	64.4	75.3	67.4	77.2	70.7	57.1	72.8	62.4	72.5	74.5	
APR	.	.	0.2	.	.	.	.	0.3	.	.	.	.	.	.	.	.	.	
MEI	69.5	99.6	87.5	89.2	73.9	62.4	73.8	90.4	84.6	99.4	111.7	98.5	86.2	118.2	83.3	119.4	103.8	
JUN	75.1	97.6	99.5	101.4	105.5	87.7	75.5	149.0	154.2	108.2	108.6	112.0	90.0	147.8	114.4	110.9	116.8	
JUL	176.5	238.1	158.9	201.2	161.2	226.3	169.3	152.4	162.9	148.6	267.3	132.2	186.5	144.9	126.9	235.5	157.6	
AUG	62.0	44.0	41.0	39.7	49.7	39.3	50.8	57.0	78.2	89.0	54.8	65.8	48.4	55.9	79.0	44.5	66.0	
SEP	66.2	77.6	64.4	75.7	66.2	76.1	78.9	71.7	74.2	74.8	57.0	52.6	70.2	62.7	41.9	65.8	56.2	
OKT	44.8	50.1	47.0	51.1	54.4	45.9	40.2	52.1	42.3	48.7	34.3	44.0	42.7	37.7	35.3	45.0	37.2	
NOV	65.1	66.1	85.1	72.7	55.7	68.7	63.1	69.5	73.1	59.6	56.2	58.0	68.2	58.2	54.0	74.6	60.8	
DEC	70.8	78.6	82.8	77.1	87.6	91.9	91.5	91.1	74.8	84.4	97.4	86.6	77.6	95.6	79.0	90.8	88.1	
JAAR	865.1	961.1	894.3	934.1	910.8	952.3	902.1	958.2	979.3	951.4	1031.1	894.9	866.8	990.3	839.6	1030.0	920.3	
NORM	760.4	789.2	796.8	791.7	750.8	770.8	778.4	841.0	798.9		786.1	822.1	763.7	798.5	794.8	815.1	824.4	
DISTRICT 12				DISTRICT 13														
NR	839	841		827	831	843	844	892	896	899	901	902	903	904	905	906	907	908
MND	HOOGER HEIDE	KLUN DERT		TIL BURG	ES BEEK	GILZE RIJEN	CA PELLE	GIERS BER GEN	HEL MOND	GEMERT	NU LAND	EIND HOVEN	MEGEN	SOME REN	ST ANTHO NIS	OIR SCHOT	BOX TEL	DEURNE
JAN	93.6	103.9		115.8	116.0	99.5	90.4	110.4	135.7	112.4	108.2	121.7	116.7	116.9	109.6	102.7	121.0	127.0
FEB	71.0	74.8		82.6	78.2	79.9	69.7	87.6	78.1	85.4	92.4	81.2	85.2	74.3	84.4	78.5	86.7	88.1
MRT	61.6	71.0		73.3	75.0	74.5	59.0	62.9	78.7	75.4	82.1	82.9	72.0	65.9	61.6	66.7	75.0	74.3
APR	.	.		.	.	0.1	.	.	.	.	.	.	.	.	.	0.2	.	.
MEI	120.1	121.0		109.8	118.4	122.1	120.1	126.0	120.7	114.3	104.4	96.2	128.4	110.5	119.7	108.1	117.8	113.3
JUN	158.0	117.1		110.3	106.6	117.5	143.7	103.1	68.2	95.6	109.7	73.0	89.2	65.9	83.3	74.0	85.4	69.8
JUL	188.4	204.6		126.3	155.3	144.3	122.8	149.1	157.9	141.3	141.4	157.2	168.0	159.4	170.5	120.4	121.8	170.4
AUG	51.2	49.5		76.9	81.8	62.7	51.0	66.3	82.0	67.8	64.0	74.0	58.0	70.5	62.8	74.2	78.2	66.7
SEP	82.9	66.2		53.9	40.6	55.3	62.1	48.0	53.0	64.5	78.2	53.8	95.4	57.8	70.0	50.5	52.6	64.2
OKT	36.1	31.9		38.6	45.7	31.6	26.4	27.9	36.6	35.2	36.6	39.3	27.2	47.1	38.5	32.9	38.5	49.5
NOV	72.2	59.3		64.6	62.6	60.0	39.6	53.6	51.9	47.6	52.3	57.3	54.2	52.7	53.5	54.4	52.1	49.9
DEC	89.9	83.0		91.5	78.5	87.3	80.5	96.7	83.4	69.5	107.3	79.0	89.3	83.4	86.4	79.2	88.0	72.0
JAAR	1025.0	982.3		943.6	958.7	934.8	865.3	931.6	946.2	909.0	976.6	915.6	983.6	904.4	940.3	841.8	917.1	945.2
NORM	799.9	809.3		789.8	826.1	800.0	770.4		766.5	732.3	796.2	776.8	771.1	739.6	763.9	764.9	771.1	731.9
DISTRICT 13				DISTRICT 14														
NR	909	911	912	914	915	918	919	920		883	897	913	921	922	923	961	964	967
MND	MILL	DIN THER	LEENDE	OSS	EERSEL	MAAR HEEZE	EIND HOVEN VB	VOLKEL		SEVE NUM	VENLO	IJSSEL STEYN	VENRAY	SIEBEN GE WALD	ARCEN	ROER MOND	WEERT	HEI BLOEM
JAN	101.1	111.9	115.4	98.1	127.5	102.2	110.4	121.3		103.1	108.4	109.2	97.6	105.3	98.5	100.7	106.3	103.2
FEB	89.3	88.1	78.0	86.0	86.3	75.6	76.9	97.2		80.1	86.8	81.0	84.6	91.3	82.6	76.8	75.7	75.9
MRT	65.9	61.8	73.5	66.3	79.5	75.3	65.2	83.2		68.7	74.3	61.2	62.1	58.4	57.0	50.9	60.0	61.1
APR	.	.	.	.	.	.	0.2	.		.	.	.	.	.	.	.	.	.
MEI	122.6	145.4	97.4	91.9	118.9	99.3	113.2	131.9		113.0	108.6	114.4	118.8	119.0	118.4	77.4	109.3	86.9
JUN	82.2	84.1	89.8	98.3	93.8	89.7	105.8	89.6		58.8	78.5	96.5	77.5	124.3	45.6	68.8	95.5	54.3
JUL	139.0	121.0	128.5	128.6	134.1	128.6	133.7	122.7		149.5	118.0	167.3	159.0	160.1	124.9	129.8	119.4	131.1
AUG	53.9	65.6	96.9	62.6	53.3	76.4	65.3	57.4		91.9	95.8	69.4	91.0	107.4	71.3	115.7	73.4	101.5
SEP	69.4	55.9	46.8	80.3	50.6	48.0	47.8	85.0		61.3	45.3	56.6	54.1	63.5	54.3	49.9	48.5	56.0
OKT	39.4	46.2	50.3	30.5	41.4	47.6	35.4	40.6		44.7	48.2	43.3	36.4	46.7	39.8	47.4	46.4	46.0
NOV	57.2	46.0	63.9	43.9	57.5	64.7	51.9	54.6		55.9	51.9	47.9	48.8	69.3	70.3	53.6	50.3	47.2
DEC	98.8	92.4	77.0	96.9	77.7	66.7	78.6	99.0		66.8	65.5	69.3	73.2	80.3	79.6	59.4	66.7	83.9
JAAR	918.8	918.4	917.5	883.4	920.6	874.1	884.4	982.5		893.8	881.3	916.1	903.1	1025.6	842.3	830.4	851.5	847.1
NORM	767.8	757.5	757.9	731.8	758.7	713.0	755.2	744.3		733.6	763.5	724.4	726.9		706.4	729.9	722.5	



2007  
NEERSLAG 8-8 UUR (MM)

DISTRICT 14			DISTRICT 15												
NR	970	977	962	963	965	966	968	969	971	973	974	979	980	981	982
MND	STRAMP ROY	REUVER	UBACHS BERG	VAL KEN BURG	SCHAES BERG	SCHIN NEN	VAALS	STEIN	NOOR BEEK	BEEK	BUCH TEN	ECHT	EPEN	OOST- MAAR LAND	SCHIN VELD
JAN	113.2	100.6	87.3	92.1	109.1	124.1	133.7	124.5	92.3	102.1	104.2	87.6	98.6	86.9	113.1
FEB	78.1	83.0	70.7	83.7	78.4	82.1	85.0	78.8	80.8	76.7	83.6	70.9	87.3	73.2	76.3
MRT	60.9	55.0	71.4	67.6	69.2	83.4	82.0	66.7	65.1	68.7	69.0	52.7	78.5	59.3	65.3
APR	.	.	.	.	.	.	0.1	.	0.2	.	.	.	.	.	.
MEI	87.7	84.4	79.2	84.2	88.8	95.2	95.6	92.6	87.8	85.2	75.0	66.3	98.9	80.9	82.4
JUN	104.3	65.6	82.0	100.1	96.6	98.3	121.5	78.4	107.4	123.6	94.0	84.7	129.4	118.1	105.1
JUL	104.7	123.7	133.0	130.5	116.4	133.6	113.7	121.6	110.7	129.5	132.5	141.8	113.7	98.9	137.1
AUG	80.3	96.5	123.9	124.5	120.1	116.2	126.6	117.1	116.8	137.3	118.9	116.6	105.5	106.9	135.4
SEP	56.5	62.8	81.0	93.4	81.9	67.7	108.4	54.2	88.7	65.2	49.3	45.8	99.5	71.3	75.4
OKT	50.3	48.0	57.3	60.7	56.9	58.0	61.9	61.2	68.7	66.0	58.3	56.5	50.1	62.2	52.0
NOV	65.9	53.3	75.0	80.3	77.4	73.6	82.9	64.1	78.6	63.5	57.3	54.8	81.0	69.2	59.9
DEC	73.5	78.5	69.2	77.0	81.5	73.4	96.5	75.4	74.2	65.3	66.1	55.8	73.9	65.8	59.0
JAAR	875.4	851.4	930.0	994.1	976.3	1005.6	1107.9	934.6	971.3	983.1	908.2	833.5	1016.4	892.7	961.0
NORM	705.4	734.4	810.3	841.1	778.2	816.5	902.7	774.4	813.0	750.2	732.1	695.3			

NR	270	277	286	249	269	279	210	240	275	290	344	356	283	323	319	350	370	375	377	391
MND	LEEU WARDEN	LAU WERS OOG	NIEUW BEERTA	BERK HOUT	LELY STAD	HOOGVALKEN VEEN	SCHIP BURG	SCHIP HOL	DEE LEN	DEE TWENTE	R'DAM	HER WIJNEN	WILHELM HUP MINA SEL	DORP	WEST DORPE	GILZE RIJEN	EIND HOVENVOLKEL	ELL	ARCEN	
JAN	8.8	7.9	7.7	8.9	8.8	7.5	8.6	8.5	6.6	6.6	8.7	8.0	7.3	9.0	9.5	8.0	7.9	7.3	8.7	7.8
FEB	12.6	12.4	12.0	12.3	12.9	12.1	13.4	13.0	12.8	11.9	14.3	12.8	13.1	15.1	15.0	13.7	14.1	14.1	14.4	13.8
MRT	46.2	45.0	41.8	43.3	41.2	41.4	44.0	43.6	37.5	38.0	42.0	38.8	39.2	41.8	40.9	39.2	39.4	38.5	39.9	39.0
APR	81.3	82.9	79.7	83.4	85.0	80.4	87.4	88.5	83.1	80.8	88.7	87.4	81.2	88.6	87.0	88.9	89.0	86.9	88.3	87.5
MEI	85.9	85.7	85.9	86.4	87.7	81.8	90.4	88.2	78.7	82.2	86.7	81.3	80.7	88.1	80.5	83.7	81.4	81.1	80.5	80.9
JUN	92.4	90.3	90.9	88.0	89.3	90.4	90.4	92.6	86.1	89.2	86.6	85.7	87.0	87.2	84.0	88.5	92.7	89.6	90.5	86.9
JUL	93.4	89.1	85.8	92.6	91.4	86.5	92.8	91.2	86.4	87.0	84.7	81.6	89.0	89.1	84.2	87.7	90.1	89.7	91.3	87.6
AUG	87.4	84.7	79.5	89.3	83.5	80.8	84.9	88.2	81.6	80.6	84.0	78.5	83.6	84.4	78.7	82.1	78.1	81.9	79.7	77.8
SEP	47.4	46.2	45.0	45.4	43.8	46.7	48.6	46.1	44.5	45.4	47.3	46.1	46.4	53.3	46.3	48.3	49.0	47.8	49.5	48.0
OKT	28.0	26.5	25.6	27.1	25.7	24.8	28.8	29.2	27.4	26.6	28.1	28.8	27.8	28.0	27.2	28.9	28.6	28.1	29.3	28.0
NOV	10.6	9.3	8.7	11.0	10.9	9.5	11.0	11.0	10.6	10.3	11.0	10.5	10.2	11.3	10.8	11.4	11.6	11.1	11.5	11.5
DEC	7.3	6.3	6.0	6.6	6.5	6.9	7.6	7.5	7.0	6.9	7.9	8.0	7.6	9.1	8.9	8.7	7.9	8.1	8.2	7.8
JAAR	601.3	586.3	568.6	594.3	586.7	568.8	607.9	607.6	562.3	565.5	590.0	567.5	573.1	605.0	573.0	589.1	589.8	584.2	591.8	576.6

REFERENTIE  
GEWASVERDAMPING (MM)DOORLOPEND POTENTIEEL  
NEERSLAGOVERSCHOT (MM)

## AANTAL SNEEUWDEKDAGEN

NR	235	280	260	310	380	NR	235	280	260	310	380	NR	025	161	550	733	973
MND	DE KOOY	EELDE	DE BILT	VLIS SINGEN	BEEK	MND	DE KOOY	EELDE	DE BILT	VLIS SINGEN	BEEK	MND	DE KOOY	EELDE	DE BILT	RIT THEM	BEEK
JAN	8.6	7.8	8.3	9.4	8.6	JAN	.	.	.	.	.	JAN	.	.	.	.	.
FEB	12.5	12.0	13.4	15.7	14.8	FEB	12.5	12.0	13.4	15.7	14.8	FEB	.	3	1	1	2
MRT	46.9	42.5	39.0	44.2	40.7	MRT	46.9	42.5	39.0	44.2	40.7	MRT	.	.	.	.	1
APR	84.6	80.2	87.2	89.7	91.6	APR	-84	-80	-87	-90	-92	APR	-84	-80	-87	-90	-92
MEI	89.4	83.7	84.4	86.2	80.1	MEI	-104	-94	-33	-110	-92	MEI	-104	-94	-33	-110	-92
JUN	95.5	87.8	87.4	84.3	89.9	JUN	-124	-78	-31	-115	-63	JUN	-124	-78	-31	-115	-63
JUL	100.5	86.4	86.1	92.8	89.3	JUL	-103	-9	44	-59	-23	JUL	-103	-9	44	-59	-23
AUG	91.9	79.0	82.8	87.4	75.9	AUG	-169	-45	3	-111	30	AUG	-169	-45	3	-111	30
SEP	52.1	43.8	45.0	52.7	48.8	SEP	-150	12	55	-103	49	SEP	-150	12	55	-103	49
OKT	29.3	24.8	29.1	28.8	30.2	OKT	-149	20	58	-103	77	OKT	-149	20	58	-103	77
NOV	11.8	9.2	10.9	11.9	10.3	NOV	11.8	9.2	10.9	11.9	10.3	NOV	.	.	.	.	.
DEC	7.2	6.7	7.8	9.8	8.2	DEC	7.2	6.7	7.8	9.8	8.2	DEC	.	.	2	.	.
JAAR	630.3	563.9	581.4	612.9	588.4	JAAR	630.3	563.9	581.4	612.9	588.4	JAAR	630.3	563.9	581.4	612.9	588.4

SNEEUWDEK DAG IS EEN DAG WAAROP  
EEN SNEEUWDEK IS GECONSTATEERD OM 08.00 UUR

## NEERSLAGGEMIDDELDEN PER DISTRICT (MM)

	D1	D2	D3	D4	D5	D6	D7	D8
JAAR	895.2	1017.9	1042.0	958.4	942.0	956.3	1015.0	1041.0
NORM	791.9	806.6	799.8	815.5	793.1	785.4	830.2	834.0
	D9	D10	D11	D12	D13	D14	D15	LAND
JAAR	996.3	1026.2	921.2	953.4	922.3	883.5	962.7	978.7
NORM	769.4	779.2	778.2	801.5	763.0	727.4	791.4	796.7

HOOGSTE JAARSOM 1180.3 MM TE  
451 IJSSELMONDE

LAAGSTE JAARSOM 791.9 MM TE  
239 DEN OEVER

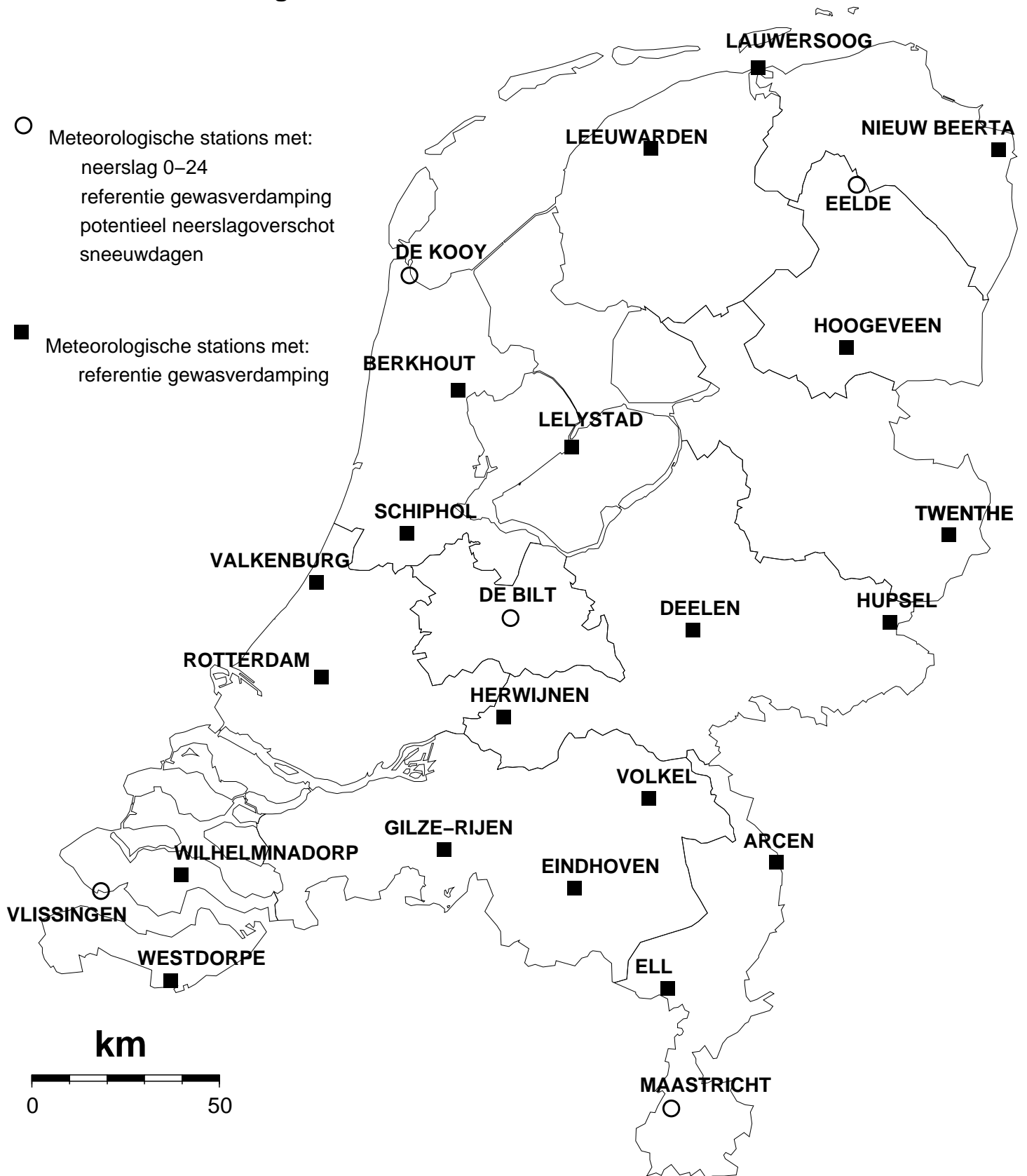
HOOGSTE MAANDSOM 267.3 MM IN  
JULI TE 828 OUDENBOSCH

LAAGSTE MAANDSOM . MM IN  
APRIL TE 21 CALLANTSOOG  
APRIL TE 222 HOORN (NH)  
APRIL TE 223 SCHELLINGWOUDE

HOOGSTE DAGSOM 82.5 MM OP  
05/07 TE 549 CULEMBORG

NORMALEN: TIJDVAK 1971-2000

## Kaart met meteorologische stations

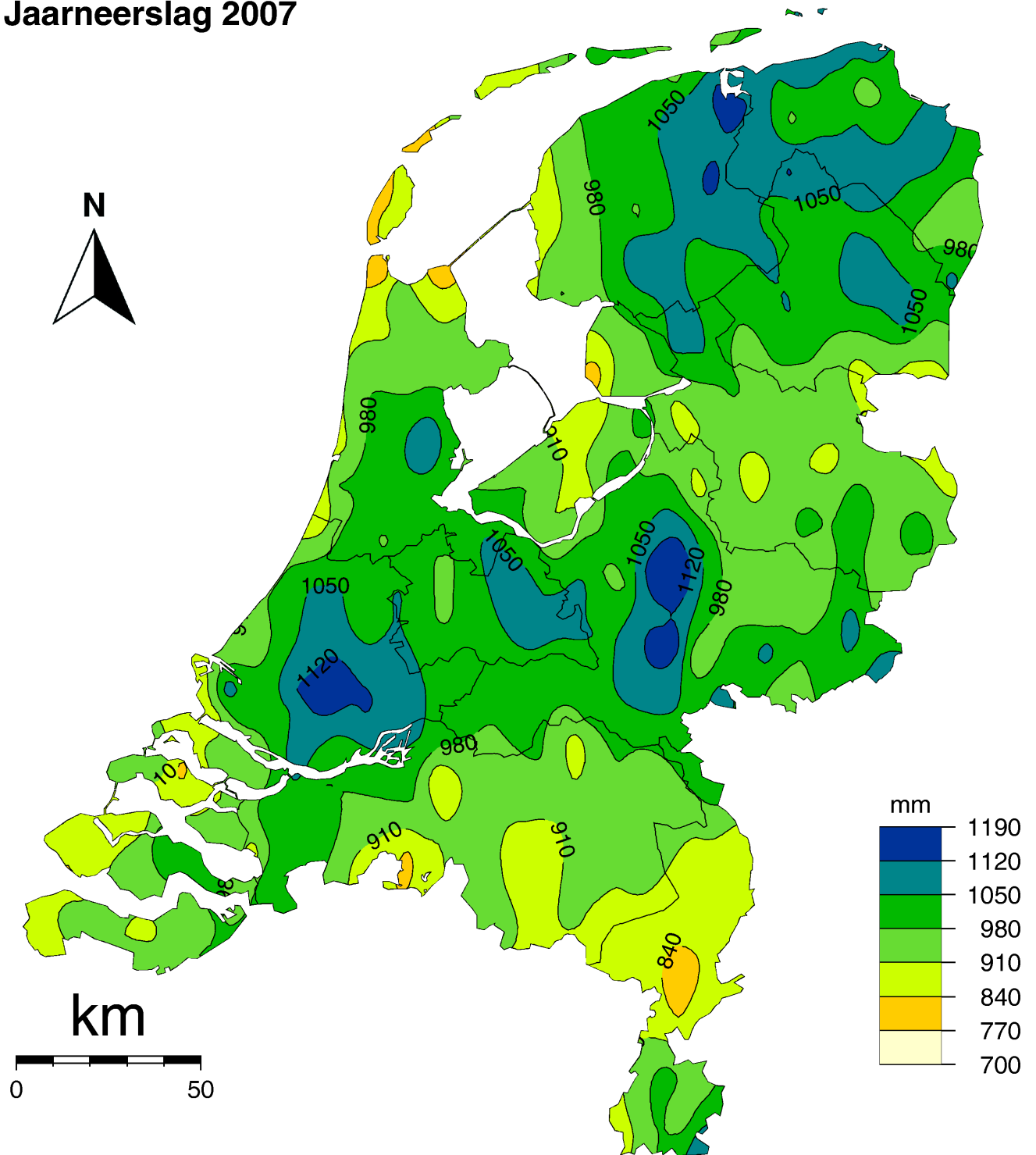


# KNMI Neerslagstations, neerslag 08–08 uur UT



(c) 2009, KNMI Klimaatdata en –advies

# Jaarneerslag 2007



(c) 2009, KNMI Klimaatdata en -advies



Dit rapport is een uitgave van:

**Koninklijk Nederlands Meteorologisch Instituut**  
Klimaatdata en -advies  
Postbus 201 | 3730 AE De Bilt  
[www.knmi.nl](http://www.knmi.nl) | [klimaatdesk@knmi.nl](mailto:klimaatdesk@knmi.nl)