



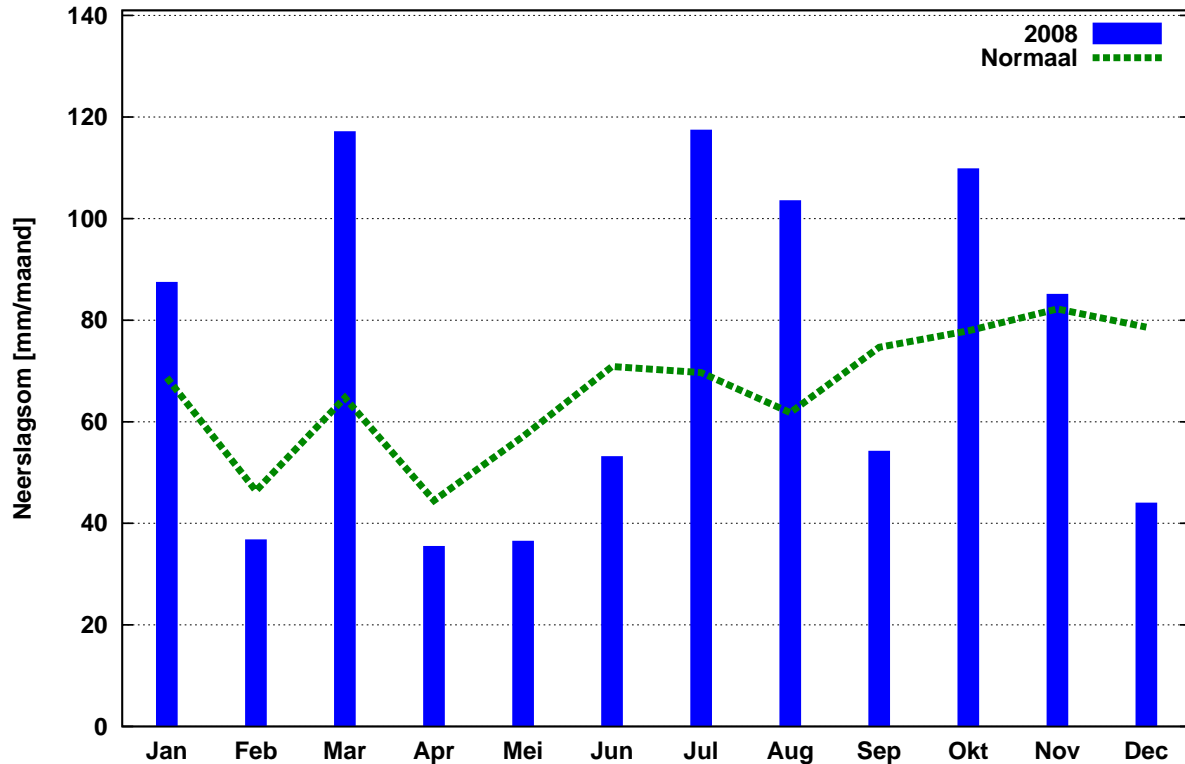
Koninklijk Nederlands  
Meteorologisch Instituut  
*Ministerie van Verkeer en Waterstaat*

# Jaaroverzicht neerslag en verdamping in Nederland 2008



Landelijk gemiddelde maandelijkse neerslagsom in 2008 (gebaseerd op 326 stations)

Jaarsom: 881.4 mm    Normaal: 797.1 mm



In het Jaaroverzicht neerslag en verdamping in Nederland (JONV) zijn maandelijkse en jaarlijkse gegevens van neerslag, verdamping, potentieel neerslagoverschot en sneeuwdagen opgenomen. De metingen worden verricht op ca. 325 KNMI-neerslagstations en 25 KNMI meteorologische stations, alwaar uit metingen van temperatuur en straling de referentie-gewasverdamping wordt berekend. Het JONV is ruim 75 jaar uitgegeven als KNMI-periodiek en wordt sinds 2009 verspreid via internet (<http://www.knmi.nl/klimatologie/monv>).

**KNMI**  
**Klimaatdata en -advies**  
**Postbus 201**  
**3730 AE De Bilt**  
**e-mail: [Klimaatdesk@knmi.nl](mailto:Klimaatdesk@knmi.nl)**

2008  
NEERSLAG 8-8 UUR (MM)

DISTRICT 1														DISTRICT 2			
NR	10	11	12	15	16	17	18	19	21	22	24	25	26	61	64	65	66
MND	HOL LUM	W.TER SCHEL LING	SCHIER MONNIK OOG	OOST VLIET LAND	PETTEN	DEN BURG	NES AME LAND	DE COCKS DORP	CAL LANTS OOG	DE KOOG	VLIET LAND	DE KOOY	FOR MERUM	SKRINS	SNEEK	MAK KUM	HAR LINGEN
JAN	103.5	101.7	104.3	102.2	90.5	114.4	111.9	126.0	86.0	112.6	102.2	77.5	100.0	116.5	114.3	103.7	109.6
FEB	40.1	38.6	32.3	48.5	37.6	45.8	41.5	48.9	36.7	43.2	41.5	37.1	35.6	37.9	36.1	31.3	40.7
MRT	104.1	117.4	124.3	110.0	129.3	100.2	111.5	110.3	108.7	96.7	90.8	102.6	105.2	105.2	94.0	88.7	108.6
APR	22.9	40.5	34.5	33.6	26.2	27.1	21.5	30.7	24.8	29.5	26.0	24.0	28.4	15.1	23.0	21.9	23.0
MEI	18.1	11.9	6.3	6.7	21.4	12.5	11.8	8.5	21.7	10.6	5.6	21.3	7.8	14.4	13.6	19.3	18.4
JUN	52.8	39.7	35.2	39.2	25.3	34.4	42.6	53.4	41.6	40.1	37.3	22.0	45.3	56.0	52.5	32.7	48.8
JUL	101.6	76.9	138.4	88.7	80.4	73.4	120.8	70.0	87.3	64.3	74.5	86.1	116.7	142.7	155.4	97.5	155.3
AUG	191.8	178.7	169.5	167.3	111.3	134.2	272.2	141.0	107.0	125.8	149.3	118.8	160.6	115.8	112.4	129.6	105.2
SEP	73.1	94.4	61.9	107.5	83.7	78.0	88.2	125.4	79.9	92.6	74.1	70.7	89.3	70.3	61.8	70.5	80.4
OKT	205.0	190.7	143.1	189.0	182.5	195.7	187.9	196.0	170.7	198.9	182.3	220.6	185.9	134.9	140.0	117.6	154.6
NOV	89.8	89.5	89.2	96.2	90.6	99.8	104.0	129.4	94.3	90.6	99.1	92.7	92.8	95.2	98.4	82.6	94.7
DEC	42.2	69.6	35.4	81.5	92.9	92.6	48.5	69.6	82.9	83.4	68.7	89.2	70.9	45.0	42.2	50.8	54.4
JAAR	1045.0	1049.6	974.4	1070.4	971.7	1008.1	1162.4	1109.2	941.6	988.3	951.4	962.6	1038.5	949.0	943.7	846.2	993.7
NORM	787.3	790.4	792.2	791.2	758.2	791.6	833.8	803.3	821.0	805.0	773.7	774.6		789.4	764.3	781.2	

DISTRICT 2																		
NR	67	68	69	70	73	75	76	77	78	79	80	81	82	84	85	86	87	89
MND	DOK KUM	ST ANNA PAR.	APPEL SCHA	OUDE MIRDUM	DRACH TEN	OLDE HOLT FADE	KORN WERDER ZAND	KOLLUM	HER BAYUM	HEEG	STA VOREN	JOURE	GORRE DIJK	EZUMA ZIJL	LEEWARDEN	NIJ BEETS	BER GUMER DAM	AK KRUM
JAN	112.3	104.6	131.8	98.4	120.5	106.3	102.7	107.1	115.0	106.9	85.0	121.0	119.8	115.8	109.2	117.2	115.7	111.8
FEB	47.7	41.8	38.3	34.3	44.3	38.9	38.9	45.7	40.5	34.0	30.8	34.2	31.1	49.4	39.9	37.8	44.6	36.7
MRT	116.6	110.9	107.1	95.1	110.1	105.4	101.4	118.8	107.9	97.1	88.2	105.0	91.0	121.2	107.8	99.3	114.0	89.7
APR	26.2	19.9	38.3	26.7	30.0	28.6	25.8	37.5	21.4	26.6	22.5	17.3	28.3	34.9	28.1	26.2	27.5	17.0
MEI	10.4	15.3	30.3	15.7	10.4	17.7	16.9	14.8	13.7	15.6	16.6	15.9	17.0	8.6	9.1	12.1	15.6	13.1
JUN	42.1	41.1	28.7	41.7	33.0	43.2	42.1	28.7	42.1	65.6	31.6	57.6	37.7	47.8	47.1	42.4	34.1	52.8
JUL	162.2	152.2	150.8	141.5	134.6	129.6	106.6	155.5	129.6	156.1	79.3	136.6	212.3	153.8	178.1	161.7	137.3	150.3
AUG	178.3	137.4	117.7	129.2	158.6	92.7	120.6	114.7	123.2	133.9	110.6	129.4	95.9	160.5	142.8	134.8	140.0	150.1
SEP	72.9	79.7	58.6	55.6	63.1	46.9	65.4	70.9	76.3	55.7	59.7	53.4	49.9	66.5	91.8	54.4	81.4	66.6
OKT	147.7	163.3	130.0	128.8	135.6	146.4	148.5	134.8	159.1	140.3	134.2	124.3	126.9	150.7	153.0	131.7	136.5	131.0
NOV	104.4	102.3	115.2	108.9	118.7	108.2	99.3	94.1	111.3	100.6	89.5	99.3	101.2	103.1	94.1	102.4	95.6	90.7
DEC	43.9	45.0	33.7	44.0	40.2	34.3	57.8	39.8	49.0	42.8	47.3	34.5	34.3	47.5	45.3	37.2	40.5	38.1
JAAR	1064.7	1013.5	980.5	919.9	999.1	898.2	926.0	962.4	989.1	975.2	795.3	928.5	945.4	1059.8	1046.3	957.2	982.8	947.9
NORM	839.8	829.7	867.2	776.7	838.2	843.6	749.5	846.2	809.1	738.0	787.8	841.3	830.5	790.1	792.3	802.6		

DISTRICT 2								DISTRICT 3										
NR	90	91	166	171	326	338	353	134	135	136	139	140	141	142	143	144	145	
MND	EERNE WOUDE	TER NAARD	MARUM	AN JUM	FREDE RIKS OORD	GIET HOORN	BLOK ZIJL	MIDDEL STUM	WOL TER SUM	EZIN GE	GRO NINGEN	ASSEN	DELFT ZIJL	WARF FUM	FINS TER WOLDE	TER APEL	ZOUT KAMP	
JAN	117.3	92.5	127.0	104.7	107.0	83.9	82.0	103.0	109.4	91.5	115.9	134.6	105.2	110.5	99.9	125.9	106.8	
FEB	41.3	34.9	38.3	45.5	36.4	38.9	35.7	35.2	42.4	36.0	44.8	36.0	36.6	36.6	36.4	39.7	45.0	
MRT	100.5	105.3	103.3	112.6	103.1	103.8	113.5	109.6	121.4	106.2	113.3	117.3	116.3	116.3	114.4	117.9	121.1	
APR	26.2	24.3	28.3	31.0	22.2	19.2	23.6	31.4	35.8	36.7	22.8	31.6	32.3	31.8	29.3	33.7	40.7	
MEI	13.1	7.6	7.0	10.0	24.3	26.1	15.9	20.1	23.3	11.9	16.1	25.6	20.2	14.1	11.8	8.8	12.5	
JUN	29.9	53.1	29.8	41.7	34.2	62.4	68.9	28.9	34.4	39.2	37.0	47.1	25.2	47.6	42.8	85.5	41.5	
JUL	136.6	162.9	120.5	135.8	151.4	130.1	148.9	129.8	115.1	131.4	99.4	189.1	140.8	115.7	91.0	114.5	120.8	
AUG	126.7	132.2	117.1	154.3	92.5	82.3	106.7	110.3	124.2	147.8	97.6	92.3	81.2	114.4	101.5	112.0	147.3	
SEP	74.0	57.9	45.6	82.7	49.8	48.3	40.7	41.6	31.3	49.8	33.9	31.5	33.4	46.2	35.4	30.6	66.0	
OKT	141.1	150.5	118.5	142.7	133.0	125.4	121.1	109.2	125.3	104.0	119.5	139.6	106.1	125.4	108.7	111.8	127.5	
NOV	85.6	74.3	96.3	96.9	98.4	82.9	90.5	95.2	107.1	90.8	119.0	106.3	99.9	79.3	96.6	96.3	82.7	
DEC	38.7	34.6	26.1	43.3	28.8	31.7	29.6	33.8	34.6	32.9	32.4	27.9	26.8	41.6	27.1	25.1	37.1	
JAAR	931.0	930.1	857.8	1001.2	881.1	835.0	877.1	848.1	904.3	878.2	851.7	978.9	824.0	879.5	794.9	901.8	949.0	
NORM	786.0	806.4	862.3		818.0	804.5	815.4				831.7	819.9	770.9	830.2	755.8	748.7	802.9	

## DISTRICT 3

NR	147	148	150	151	152	153	154	155	156	158	159	160	161	162	163	164	172	323
MND	VEEN DAM	SAPPE MEER	UIT HUI ZEN	ROODE SCHOOL	GIETER VEEN	WIN SCHO TEN	EENRUM	EEXT	VLAGT WEDDE	ONNEN	NIEUW BUIJEN	VEEN HUI ZEN	EELDE	NIE KERK	RODEN	ZEE RIJF	NIEUW OLDA	LAAG HA LEN
JAN FEB	104.0 34.8	117.3 44.4	110.3 36.1	113.7 40.0	110.8 32.8	116.0 41.8	108.7 45.0	130.8 36.5	95.7 29.6	108.7 40.0	119.3 36.5	128.1 39.9	120.4 43.2	115.3 48.5	131.9 45.5	99.3 30.7	111.0 35.5	123.0 40.0
MRT APR MEI	106.7 29.3 21.2	120.8 28.7 26.6	125.3 27.8 19.4	142.3 28.7 17.1	104.6 27.6 16.6	121.7 36.0 12.8	125.2 39.5 16.2	118.9 30.7 18.0	98.6 29.4 9.7	108.2 33.2 27.0	115.1 28.9 10.2	115.8 31.2 21.1	113.2 36.5 18.3	120.3 35.1 12.2	123.6 36.4 11.5	94.7 33.4 15.1	113.8 25.3 18.1	102.0 25.2 22.9
JUN JUL AUG	59.2 107.1 121.3	33.1 102.1 75.0	38.8 120.3 112.5	29.4 132.3 127.3	68.0 113.4 120.3	54.8 107.9 100.2	43.0 117.5 103.3	57.9 125.6 109.1	39.8 113.5 111.5	43.2 107.8 87.3	104.9 120.6 141.0	22.4 196.6 75.3	37.6 113.8 66.6	28.9 125.1 163.3	33.2 97.6 96.0	30.7 120.4 107.8	34.8 94.5 101.0	43.6 175.5 104.9
SEP OKT NOV	29.4 100.1 100.2	31.5 111.4 104.6	41.6 116.9 94.2	43.4 120.3 92.8	27.7 123.8 112.6	38.1 112.2 107.6	46.0 124.9 91.5	27.4 134.5 110.0	24.9 101.0 90.3	32.3 107.8 99.8	28.9 110.8 102.9	34.5 116.7 106.3	33.9 120.8 110.7	54.4 116.5 98.6	41.2 124.2 145.3	36.9 99.0 81.3	36.8 120.0 103.7	38.1 120.3 94.8
DEC	24.7	29.5	37.9	40.1	24.4	28.7	35.4	32.0	18.6	30.9	27.2	32.4	35.7	35.0	36.2	36.5	33.6	29.9
JAAR NORM	838.0 744.7	825.0 804.3	881.1 869.6	927.4 773.4	882.6 783.6	877.8 758.6	896.2 822.9	931.4 834.5	762.6 746.4	826.0 767.2	946.3 780.5	920.3 854.7	850.7 781.3	953.2 816.8	922.6 881.1	785.8 825.0	828.1	920.2

## DISTRICT 3

## DISTRICT 4

NR	337	217	221	222	223	224	226	227	228	230	233	234	235	236	238	239	240
MND	SCHOON LOO	HEILOO	ENK HUI ZEN	HOORN	SCHEL LING WOUDE	EDAM	WIJK A/ZEE	ANNA PAU LOWNA	SCHA GEN	ZAAN DIJK	ZAAN DAM H'BRG	BER GEN	CAS TRICUM	MEDEM BLIK	DE HAUKES	DEN OEVER	KREI LER OORD
JAN FEB	131.5 48.1	98.8 31.3	85.6 28.3	82.9 22.9	99.0 34.5	92.6 40.0	93.9 33.3	96.6 40.1	80.1 23.4	97.4 35.2	113.6 33.9	88.5 36.1	89.7 30.9	91.2 33.4	82.7 31.6	81.5 31.5	98.1 36.4
MRT APR MEI	125.5 25.4 13.9	144.3 31.2 23.2	115.2 16.4 17.7	124.1 24.9 19.5	123.2 32.4 26.0	137.4 30.3 19.5	133.3 37.1 20.9	113.7 25.7 23.0	115.5 27.2 23.5	137.4 35.5 25.7	132.1 32.5 25.8	129.8 32.5 21.7	135.6 32.1 24.0	133.1 29.0 21.3	98.1 23.1 29.5	83.5 19.8 26.0	105.0 27.9 29.9
JUN JUL AUG	48.4 179.7 125.9	35.9 109.0 146.9	31.6 123.6 104.2	31.2 95.8 97.7	32.9 132.0 94.4	25.7 140.8 96.4	37.3 123.0 121.0	26.0 96.8 126.1	23.0 86.3 122.8	42.1 133.7 111.9	26.1 130.2 118.3	29.9 101.6 141.5	37.6 118.4 148.9	21.2 146.0 109.2	23.7 102.1 114.8	26.5 90.3 114.7	35.3 128.1 154.2
SEP OKT NOV	48.9 123.6 90.5	90.2 163.8 118.4	59.7 139.1 117.5	81.1 146.7 102.8	65.6 127.2 91.9	66.7 133.9 102.5	67.5 146.7 108.3	89.8 187.1 108.6	71.8 161.5 99.6	70.9 141.1 127.7	64.9 138.6 110.3	70.4 167.9 106.9	83.2 162.2 115.1	81.1 139.6 105.4	84.4 185.3 90.4	70.6 190.3 86.3	62.3 153.3 108.0
DEC	29.1	83.4	38.3	44.2	53.8	46.9	69.5	79.2	71.9	55.8	59.1	79.7	84.5	55.9	71.0	64.9	64.9
JAAR NORM	990.5 833.1	1076.4 840.3	877.2 809.3	873.8 797.7	912.9 897.6	932.7 830.9	991.8 797.7	1012.7 780.3	906.6 825.1	1014.4 816.4	988.3 868.1	1006.5 826.2	1062.2 852.0	966.4 805.0	936.7 809.1	885.9 783.5	1003.4 740.8

## DISTRICT 4

## DISTRICT 5

NR	242	249	251	252	255	257	263	256	317	344	348	352	356	359	364	365	366
MND	PURMER END	HOOG KARS PEL	WEST BEEM STER	KOL HORN	OB DAM	HOOG WOOD	ASSEN DELFT	MARK EN	MARK NESSE	TOLLE BEEK	EMMEL OORD	NA GELE	KUINRE	LEMMER BUMA	DRON TEN	SWIF TER BANT	BID DING HUIZEN
JAN FEB	101.2 33.6	91.4 34.5	94.4 30.8	80.7 27.4	87.7 34.1	90.8 28.5	101.3 33.3	87.2 39.0	83.2 35.4	64.1 32.4	79.3 31.7	85.3 36.5	98.7 31.4	85.5 30.9	87.3 28.5	81.3 30.7	104.8 28.8
MRT APR MEI	159.6 33.0 22.3	134.1 21.7 21.4	137.4 28.9 23.1	117.1 23.4 29.2	119.2 28.5 27.5	139.4 24.2 24.9	131.2 32.8 29.3	126.7 30.2 20.8	98.3 23.0 17.0	102.3 23.4 18.1	111.6 21.3 23.5	106.3 24.7 23.8	104.5 24.4 17.7	85.3 16.5 15.4	113.3 27.9 18.8	115.9 28.7 23.1	110.1 42.4 35.8
JUN JUL AUG	26.2 150.1 94.5	20.3 116.9 104.5	36.2 126.5 105.7	24.1 91.6 134.5	31.1 122.5 141.7	28.0 117.7 138.9	40.7 141.0 131.5	29.8 121.1 106.9	47.1 150.6 121.1	30.7 131.2 101.7	40.6 153.2 102.1	73.0 95.9 88.1	45.9 170.7 118.8	39.0 160.4 108.7	31.9 148.3 103.7	54.0 113.9 96.6	86.9 103.3 93.8
SEP OKT NOV	75.6 146.0 122.2	106.0 139.0 125.1	89.9 146.4 135.1	70.4 164.1 103.8	80.2 165.9 105.1	85.3 164.7 111.0	65.1 136.1 103.3	63.0 115.4 104.7	40.1 122.5 95.0	32.0 106.7 100.6	34.5 116.7 104.1	41.2 114.9 109.8	43.6 144.7 112.3	43.3 111.3 106.8	52.2 111.8 83.8	53.9 129.3 93.4	46.2 90.5 89.5
DEC	52.9	37.6	50.9	57.7	54.2	54.4	63.5	49.8	34.9	29.2	32.1	32.7	36.9	31.1	27.9	29.7	25.0
JAAR NORM	1017.2 860.4	952.5 771.0	1005.3 829.3	924.0 805.4	997.7 797.7	1007.8 830.9	1009.1 797.7	894.6 780.3	868.2 825.1	772.4 816.4	850.7 822.6	832.2 783.7	949.6 837.1	834.2 766.0	835.4 820.6	850.5 786.3	857.1 773.4

2008  
NEERSLAG 8-8 UUR (MM)

NR	DISTRICT 5					DISTRICT 6											
	367	369	371	372	516	298	327	330	331	332	333	335	339	340	341	342	343
MND	O.VAAR DERS DIEP	LELY STAD	ZEE WOLDE	ZEE WOLDE SW	HARDER WIJK	STEEN WIJKS MOER	DWIN GE LOO	ZWOLLE	DENE KAMP	HOOG VEEN	EMMEN	IJSSEL MUIDEN	RHEE ZER VEEN	HEINO	ZWEE LOO	VILS TEREN	SCHOO NEBEEK
JAN	90.0	81.3	90.3	92.3	94.0	91.1	121.6	89.0	103.0	113.8	126.7	83.1	113.3	90.4	117.0	93.2	98.2
FEB	34.7	27.2	35.1	32.3	27.0	29.3	49.6	27.0	28.5	38.0	42.3	30.4	33.8	29.1	44.2	32.8	31.2
MRT	117.9	105.5	118.2	103.2	115.9	114.2	117.5	119.5	115.6	128.0	127.4	119.4	107.0	115.2	113.2	118.9	109.8
APR	28.9	37.0	31.8	31.8	40.2	37.7	25.2	23.2	26.9	31.6	30.8	20.7	46.0	31.5	24.3	34.2	37.3
MEI	29.2	28.3	31.3	28.3	26.5	17.1	24.3	17.6	36.7	20.6	10.9	22.0	19.2	34.3	11.4	19.7	16.9
JUN	39.6	61.1	46.6	33.9	45.0	65.3	55.1	48.1	27.7	66.0	73.4	38.5	37.0	62.4	84.0	56.4	33.9
JUL	121.0	140.9	142.6	110.9	109.5	67.0	135.1	107.9	90.1	138.4	80.4	142.1	107.8	118.3	103.7	123.0	112.0
AUG	144.2	94.1	69.9	83.0	69.0	58.0	104.3	51.0	56.8	85.0	106.2	83.1	57.8	55.7	130.3	50.3	80.6
SEP	57.9	61.8	81.3	63.8	55.7	30.9	65.2	42.2	35.8	60.9	31.1	46.9	64.6	51.9	29.0	50.6	30.5
OKT	109.8	108.8	107.0	109.2	104.0	100.2	128.1	102.8	91.9	118.9	130.5	112.5	112.5	94.9	127.9	108.6	97.9
NOV	95.5	90.2	84.2	79.9	77.8	72.0	97.1	76.1	62.2	89.1	90.9	80.9	85.8	81.2	84.9	75.8	75.6
DEC	45.2	31.9	38.9	35.8	29.9	19.5	30.1	27.8	29.8	28.4	28.7	26.5	30.6	25.9	22.5	27.5	21.6
JAAR	913.9	868.1	877.2	804.4	794.5	702.3	953.2	732.2	705.0	918.7	879.3	806.1	815.4	790.8	892.4	791.0	745.5
NORM	787.0			777.7			860.6	808.7	774.8	846.9	804.2	801.5	783.4	753.2	796.6	783.5	726.8

NR	DISTRICT 6														DISTRICT 7		
	345	349	354	358	361	362	664	665	668	670	672	675	681	687	225	229	426
MND	VROOMS HOOP	KLA ZIENA VEEN	DE DEMS VAART	ROU VEEN	TUB BERGEN	RUINER WOLD	AL MELO	EN SCHEDE	HENGE LO (OV)	TWEN THE	HELLEN DOORN	WEER SELO	LET TELE	HOL TEN	OVER VEEN	ZAND VOORT	ZOE TER MEER
JAN	96.7	106.8	113.7	109.5	97.5	93.8	106.3	122.5	100.4	119.1	103.1	99.4	74.6	101.0	103.4	77.9	90.6
FEB	32.3	40.7	33.7	34.3	23.5	39.1	24.8	35.6	25.7	29.9	32.0	26.7	24.5	26.8	38.1	31.6	43.1
MRT	110.0	113.8	119.0	124.5	117.6	105.9	118.8	112.8	110.8	117.4	121.0	121.8	117.4	127.9	133.4	110.7	124.6
APR	38.6	42.4	26.8	24.7	34.5	22.0	34.1	51.0	40.4	35.1	36.9	35.7	45.1	39.3	40.4	29.9	36.3
MEI	29.7	11.8	22.7	21.6	25.3	28.4	32.3	35.6	29.9	42.9	54.3	37.9	36.5	26.0	28.5	34.6	48.7
JUN	42.0	68.1	44.4	60.3	33.1	57.3	43.4	33.0	52.9	34.2	62.6	45.9	48.0	41.3	40.2	40.3	37.6
JUL	104.6	134.7	135.2	139.6	117.5	141.4	111.0	97.8	105.9	94.7	117.0	91.5	114.8	127.7	128.2	106.8	130.3
AUG	64.8	79.0	57.6	73.1	69.1	87.1	73.6	62.9	66.0	58.7	69.6	80.8	76.8	64.4	140.8	111.6	118.3
SEP	45.6	33.7	67.9	61.0	44.8	52.3	50.5	42.6	50.1	39.5	40.8	46.1	51.2	42.8	71.9	57.4	65.5
OKT	95.1	109.2	106.8	111.9	101.7	106.2	113.7	78.2	119.2	109.9	105.8	105.2	112.7	115.7	135.0	114.2	123.1
NOV	75.9	70.0	75.5	83.4	71.2	85.5	72.2	58.8	63.6	70.0	81.6	67.5	76.6	75.3	115.0	112.5	89.1
DEC	30.4	22.2	31.6	33.9	27.0	30.1	26.9	35.4	31.1	31.9	29.6	29.3	28.1	29.2	62.6	67.4	83.1
JAAR	765.7	832.4	834.9	877.8	762.8	849.1	807.6	766.2	796.0	783.3	854.3	787.8	806.3	817.4	1037.5	894.9	990.3
NORM	768.5	719.4	802.3	802.7	776.2		802.7	772.7	788.1	769.4	792.7	783.3	787.9		842.6	779.5	

NR	DISTRICT 7																	
	435	437	438	439	440	441	442	443	444	449	450	451	453	454	455	456	458	461
MND	HEEM STEDE	LIJN DEN	HOOFD DORP	ROELOF ARENDS VEEN	SCHE VE NINGEN	AM STER DAM	BOS KOOP	GOUDA	KAT WIJK	DELFT	NU MANS DORP	IJSSEL MONDE	BERG SCHEN HOEK	LISSE	STRIJ EN	OOST VOORNE	AALS MEER	BAREN DRECHT
JAN	101.9	100.4	104.5	85.3	93.8	104.2	71.0	72.8	95.7	72.9	65.4	82.5	68.4	98.7	59.2	62.6	93.2	66.4
FEB	36.5	33.1	38.4	32.1	45.0	37.2	27.2	39.5	32.6	49.5	33.3	63.8	46.4	30.4	38.5	43.9	34.2	51.4
MRT	133.3	141.1	141.2	116.8	122.1	136.4	93.8	113.2	119.0	137.3	101.8	139.4	135.5	132.9	103.9	127.2	131.8	122.6
APR	40.5	42.1	38.3	48.4	22.7	38.7	38.0	27.5	35.5	32.1	33.2	43.4	39.0	27.5	48.9	28.9	36.4	37.8
MEI	35.3	30.1	37.4	36.4	53.3	26.8	52.9	42.1	43.2	59.1	54.2	51.9	62.1	44.2	45.0	61.4	36.6	46.7
JUN	46.6	39.9	34.0	38.8	26.9	30.3	38.1	41.6	25.5	32.8	62.0	44.8	32.8	40.1	40.8	71.7	33.8	45.1
JUL	146.6	134.1	149.9	169.9	171.7	136.5	125.5	133.8	138.8	125.9	88.7	122.0	119.0	125.5	87.1	140.1	168.0	107.8
AUG	109.6	100.1	103.5	111.2	102.2	96.7	121.4	121.3	127.3	119.9	137.9	167.3	164.3	112.9	118.6	126.7	88.2	143.1
SEP	67.9	61.6	63.8	61.6	68.4	72.1	65.1	64.6	65.6	67.3	46.1	53.0	48.0	60.4	48.5	61.4	71.9	57.1
OKT	122.0	137.9	116.8	120.6	93.4	141.3	124.7	112.4	120.7	116.2	104.4	123.0	123.3	127.4	88.9	100.3	122.6	121.2
NOV	113.2	110.4	104.4	95.1	77.1	101.7	100.8	80.8	102.8	92.5	88.9	92.7	83.9	105.7	85.7	85.3	88.5	94.8
DEC	59.1	59.3	74.5	79.0	120.9	61.4	68.5	58.2	98.0	86.8	63.1	59.3	73.1	81.7	43.4	71.4	68.9	53.1
JAAR	1012.5	990.1	1006.7	995.2	997.5	983.3	927.0	907.8	1004.7	992.3	879.0	1043.1	995.8	987.4	808.5	980.9	974.1	947.1
NORM	829.8	834.0	862.4	832.8	851.5	868.6	853.8	822.2	844.8	851.3	801.7	877.1	876.3	814.7	804.1	809.4	833.1	889.5

## DISTRICT 7

NR	463	464	467	469	470	473	474	477	479	480	481	482	548	559	561	563	572
MND	N.HEL VOET	BRIEL LE	POORTU GAAL	LEIDEN	ZEG VELD	R'DAM WH	VALKEN BURG VK	H.VAN H'LAND M'PAD	MAAS LAND	HON SELSERS DIJK	VOOR SCHO TEN	HENDRIK IDO AM BACHT	LOENEN A/D VECHT	VLEU TEN	BEN SCHOP	WEESP	AB COUDE
JAN	58.0	62.2	57.4	90.6	74.7	64.9	108.5	66.0	63.0	49.9	84.1	65.4	96.6	74.4	71.5	93.2	98.2
FEB	38.2	46.9	47.0	34.7	29.0	56.4	41.0	40.5	36.4	41.2	34.3	61.0	29.8	32.5	37.6	35.8	30.7
MRT	111.9	138.6	128.6	119.3	94.8	145.6	129.4	115.8	117.7	118.5	119.7	127.6	108.2	101.2	105.5	121.5	115.3
APR	22.9	23.4	29.0	43.9	31.9	34.0	35.0	16.0	17.7	15.5	37.9	39.6	30.9	28.1	27.5	38.6	30.1
MEI	51.0	54.7	57.4	50.1	32.4	56.6	49.6	58.2	57.2	58.6	52.8	41.3	29.2	30.0	35.8	32.6	33.1
JUN	51.0	63.1	52.9	28.3	43.3	54.2	31.9	51.7	46.4	42.7	28.7	44.6	39.1	48.3	42.4	36.8	38.1
JUL	132.0	113.4	110.0	188.2	144.1	123.2	176.6	110.6	118.1	122.9	191.6	113.0	184.0	178.0	128.8	150.0	148.6
AUG	101.9	121.3	149.7	101.9	104.5	165.9	110.9	92.4	105.1	90.5	104.8	108.0	105.7	136.6	97.6	101.5	104.9
SEP	61.0	55.8	50.7	64.6	53.0	52.8	68.9	63.2	50.7	53.9	64.6	61.4	55.1	64.3	44.8	75.4	63.8
OKT	114.3	110.1	124.6	120.7	111.7	126.4	135.9	97.7	97.3	100.5	100.7	121.4	124.1	106.0	105.6	132.7	117.6
NOV	92.8	92.2	100.4	101.8	81.7	93.3	99.7	77.0	85.2	93.9	90.6	89.2	79.9	77.1	79.3	79.4	78.2
DEC	56.6	69.2	60.4	97.9	44.0	66.7	101.0	71.8	85.7	87.6	97.4	49.1	43.4	51.5	48.5	49.4	53.1
JAAR	891.6	950.9	968.1	1042.0	845.1	1040.0	1088.4	860.9	880.5	875.7	1007.2	921.6	926.0	928.0	824.9	946.9	911.7
NORM	775.9	837.8	850.5	842.6	792.1	862.0	812.8					838.7	796.0	797.1	810.4	832.3	

## DISTRICT 8

NR	328	329	336	350	509	510	514	523	541	542	543	546	547	550	557	558	560	564
MND	HEERDE	WAPEN VELD	OLDE BROEK	ELBURG	DOORN	VAAS SEN	EPE	WIJK B/DUUR STEDE	ARNHEM	PUT TEN	APEL DOORN	WOUDEN BERG	NIJ KERK	DE BILT	EER BEEK	LUN TEREN	AME RONGEN	HULS HORST
JAN	102.1	102.1	115.3	98.5	96.4	109.6	111.6	76.7	116.8	101.5	108.2	91.4	108.2	96.5	106.3	94.4	72.8	118.4
FEB	28.1	33.5	35.1	29.9	35.1	30.4	30.8	35.2	32.2	35.1	31.4	31.2	34.8	35.7	33.5	36.3	34.0	34.7
MRT	123.9	131.0	131.4	130.8	115.2	144.4	139.7	98.4	139.2	122.7	155.2	119.2	117.4	107.8	129.7	119.1	102.3	133.4
APR	26.3	35.0	32.5	33.4	44.1	35.7	33.5	43.9	43.3	36.9	37.3	41.9	36.5	35.8	46.2	44.0	39.0	39.1
MEI	29.4	35.1	24.9	26.8	25.9	26.6	30.9	35.5	44.7	19.0	38.4	51.3	19.7	27.5	36.2	46.8	34.7	24.2
JUN	67.7	82.6	88.3	67.4	83.8	79.1	90.8	87.2	91.5	82.8	101.8	65.5	55.7	52.3	62.3	81.6	68.9	64.8
JUL	122.5	117.5	127.9	132.3	118.2	131.4	134.7	89.6	132.1	118.4	99.3	122.6	120.6	130.6	100.9	129.5	97.2	103.5
AUG	58.6	56.0	78.4	58.9	106.1	61.8	66.5	95.6	75.5	57.5	80.9	93.1	81.3	121.0	51.5	92.5	82.3	81.9
SEP	36.4	40.5	43.7	41.8	82.8	45.7	45.1	71.3	63.8	71.2	49.0	71.6	81.1	89.1	38.3	75.8	78.3	65.5
OKT	105.4	99.9	112.5	106.2	103.9	141.4	113.8	90.3	102.2	120.3	125.3	95.5	132.6	119.3	75.0	96.6	84.9	123.8
NOV	80.6	77.5	93.7	96.0	94.5	102.2	89.1	92.9	92.5	107.4	111.4	85.6	83.0	87.5	75.1	93.3	80.6	98.4
DEC	24.9	28.0	21.0	27.1	39.9	28.4	26.6	35.5	36.8	38.5	28.8	37.1	33.7	39.6	30.8	31.4	31.1	32.3
JAAR	805.9	838.7	904.7	849.1	945.9	936.7	913.1	852.1	970.6	911.3	967.0	906.0	904.6	942.7	785.8	941.3	806.1	920.0
NORM	804.6	828.9	830.3	731.2		875.5	853.3	735.8	866.9	877.8	908.6	822.5	779.4	828.9	861.9	833.6	817.3	804.1

## DISTRICT 8

NR	565	567	570	571	573	576	578	579	580	582	583	591	593	595	596	588	645
MND	VOORT HUI ZEN	KOOT WIJK	ELS PEET	HARS KAMP	BEEK BERGEN	SPA KEN BURG	OOSTER BEEK	VEE NEN DAAL	BARNE VELD	HA MERS VELD	WAGE NINGEN PD	DEE LEN	LAREN	SOEST	EEMNES	DUI VEN	HENGE LO (GLD)
JAN	88.1	114.5	111.8	76.0	123.2	99.0	102.6	113.8	95.1	104.7	90.3	110.0	117.4	108.6	122.9	85.3	93.2
FEB	28.4	30.8	34.4	26.8	31.0	32.4	28.6	33.8	32.3	32.2	27.0	34.3	37.2	36.6	40.4	35.5	28.5
MRT	116.4	133.8	135.3	109.7	148.3	114.4	126.2	144.8	112.5	116.3	108.8	128.8	122.2	117.6	116.7	107.1	122.1
APR	35.5	42.5	40.3	40.6	36.8	34.7	48.9	47.6	41.4	38.6	42.4	39.2	37.4	38.2	32.5	31.5	62.3
MEI	47.2	40.8	47.1	32.0	39.8	25.1	44.1	33.5	36.6	31.6	37.9	45.9	37.4	32.0	31.7	38.2	53.3
JUN	61.8	94.8	87.2	70.7	83.3	43.8	95.8	77.4	55.0	61.4	64.2	86.7	45.9	50.2	32.8	79.1	77.1
JUL	135.5	132.8	131.6	125.6	124.1	133.3	167.2	103.8	123.2	145.1	132.4	148.6	115.6	128.4	131.1	91.1	107.3
AUG	91.4	78.0	68.9	82.3	81.8	87.1	76.6	89.8	102.4	88.8	89.0	69.9	115.2	115.6	102.5	69.5	65.7
SEP	74.7	57.4	55.7	66.1	53.3	53.2	63.6	89.4	75.5	65.4	85.2	53.5	79.5	71.2	54.7	37.6	42.6
OKT	112.8	104.8	125.8	98.6	96.6	132.7	83.8	84.2	94.7	113.6	80.9	88.6	123.5	119.6	122.9	80.9	64.5
NOV	87.9	99.8	95.5	89.7	108.7	88.9	84.8	85.8	83.6	97.5	79.4	94.5	98.4	108.5	83.8	46.2	57.6
DEC	30.5	34.1	30.4	31.4	32.1	36.3	34.3	32.2	32.2	36.0	28.8	34.2	48.1	38.6	40.4	26.6	22.8
JAAR	910.2	964.1	964.0	849.5	959.0	880.9	956.5	936.1	884.5	931.2	866.3	934.2	977.8	965.1	912.4	728.6	797.0
NORM	824.0	863.1	902.3	824.9	938.6	782.2	871.4	798.3	848.2	871.0	799.9	860.5				783.8	

## DISTRICT 9

2008  
NEERSLAG 8-8 UUR (MM)

DISTRICT 9																	DISTRICT 10	
NR	663	666	667	669	673	674	678	679	680	682	683	684	686	688	689	434	465	
MND	LOCHEM	WIN TERS WIJK	DOETIN CHEM	BOR CULO	GEN DRIN GEN	REKKEN	ALMEN	HERWEN	AAL TEN	MAR KELO	LICH TEN VOORDE	LIE VELDE	WOOLD	HUP SEL	DEVEN TER	GROOT AMMERS	OUD AL BLAS	
JAN	81.4	109.8	113.2	96.5	97.4	93.9	73.9	98.5	119.0	77.8	115.0	113.0	124.6	113.2	74.8	65.5	69.2	
FEB	24.2	32.2	33.5	30.2	37.0	27.5	23.4	39.7	38.5	28.7	31.8	29.9	55.4	32.8	21.5	44.3	49.5	
MRT	120.1	114.5	128.2	116.4	105.9	106.3	113.6	117.7	116.3	117.7	121.3	115.2	115.3	121.0	108.5	120.6	120.3	
APR	53.9	53.2	43.8	49.0	37.5	49.6	47.8	46.3	44.9	34.8	52.0	59.7	49.6	53.8	42.5	29.9	33.8	
MEI	33.2	53.9	61.3	45.4	43.8	29.1	29.2	72.1	41.6	26.8	35.0	45.3	50.9	38.3	31.2	35.3	46.5	
JUN	30.5	43.1	54.7	54.5	30.3	62.2	28.1	73.6	32.8	42.8	60.2	77.4	39.1	86.7	39.1	35.0	35.4	
JUL	123.4	111.1	106.3	113.3	107.0	107.0	110.8	137.0	113.1	120.2	98.2	98.7	111.3	97.3	124.8	107.5	117.5	
AUG	62.8	65.4	72.5	84.0	67.4	63.4	47.4	72.8	77.4	56.3	70.0	68.6	83.4	65.9	69.2	131.1	141.9	
SEP	42.5	40.2	47.9	49.6	27.1	44.1	40.3	44.1	41.5	47.6	43.0	40.1	42.6	42.5	36.1	49.2	65.3	
OKT	72.4	62.2	76.2	67.6	73.2	68.1	76.1	81.7	67.0	96.7	73.0	74.1	77.0	67.2	98.8	104.7	122.9	
NOV	58.2	59.6	64.0	54.5	67.2	49.1	58.7	87.2	69.1	57.6	54.9	55.8	69.5	55.1	73.0	82.3	94.0	
DEC	21.6	36.3	34.0	28.2	29.6	31.2	24.7	31.1	34.6	23.8	30.3	34.2	39.0	31.4	26.3	46.8	47.6	
JAAR	724.2	781.5	835.6	789.2	723.4	731.5	674.0	901.8	795.8	730.8	784.7	812.0	857.7	805.2	745.8	852.2	943.9	
NORM	772.7	781.0	796.7	774.6	697.0	757.4	768.0	756.6	788.1	806.4	771.2					819.6	827.1	

DISTRICT 10													DISTRICT 11				
NR	539	549	562	569	584	589	830	835	836	840	910	917	446	447	462	471	705
MND	NIJ MEGEN	CULEM BORG	TIEL	HEU MEN	GELDER MALSEN	ZET TEN	HER WIJNEN	ANDEL	GORIN CHEM	NIEU WEN DIJK	AMMER ZODEN	ZALT BOMMEL	GOEDE REEDE	DEN BOMMEL	DIRKS LAND	OUD DORP POLDER	BRES KENS
JAN	90.4	64.0	71.4	78.7	71.2	84.7	65.2	65.6	61.2	66.5	62.4	72.2	58.9	51.0	47.2	50.4	52.2
FEB	37.0	32.0	27.8	42.2	37.1	30.2	38.6	43.3	38.0	46.2	43.6	42.4	32.2	33.3	29.4	27.4	25.8
MRT	108.5	99.0	98.7	102.0	97.2	106.2	95.8	98.7	100.4	110.3	87.1	100.7	109.1	100.8	104.0	117.8	155.9
APR	42.5	38.5	47.2	49.6	41.8	43.3	38.3	38.4	34.0	38.8	38.0	36.0	20.0	32.9	31.3	25.9	24.2
MEI	39.6	43.7	39.5	68.8	43.4	38.6	35.7	36.7	33.0	33.8	50.1	58.1	61.8	58.4	67.5	60.6	47.1
JUN	48.2	68.5	78.2	61.5	60.5	77.6	52.2	49.5	42.7	38.4	46.2	85.1	49.8	59.4	49.4	45.3	56.7
JUL	101.0	113.3	116.8	95.8	112.3	145.2	139.0	117.1	123.5	85.6	110.0	110.1	133.1	86.8	125.9	132.7	81.6
AUG	80.7	101.8	72.0	76.3	81.4	76.5	98.1	108.9	94.3	97.8	112.1	122.8	85.6	130.2	124.2	111.0	93.5
SEP	54.7	64.8	70.6	53.7	60.3	70.2	43.3	41.7	45.1	41.0	47.4	55.0	51.2	37.3	64.3	55.2	51.7
OKT	73.9	92.5	94.5	72.0	99.7	89.4	96.2	83.1	94.2	88.7	69.7	81.9	110.6	93.7	114.5	104.6	75.3
NOV	57.6	79.0	80.5	62.4	80.9	69.7	88.0	92.0	77.6	79.1	77.4	81.8	73.7	83.3	81.2	77.2	78.1
DEC	31.7	31.9	31.2	33.2	32.3	32.9	29.1	25.6	35.9	30.6	25.5	29.2	61.7	43.2	46.9	58.9	82.5
JAAR	765.8	829.0	828.4	796.2	818.1	864.5	819.5	800.6	779.9	756.8	769.5	875.3	847.7	810.3	885.8	867.0	824.6
NORM	745.7	756.5	765.9	743.8	783.9	778.1	787.0	791.5	790.3	805.9	764.0	775.3	783.2	800.0	796.9	753.2	

DISTRICT 11																		
NR	733	735	736	737	738	740	741	742	743	744	746	747	749	750	751	752	754	755
MND	VLIS SINGEN	KAPEL LE	BROU WERS HAVEN	KERK WERVE	BIER VLIET	ST KRUIS	STAVE NISSE	TER NEU ZEN	NOORD GOUWE	ANNA JACOBA POLDER	WEST KAPEL LE	KRAB BEN DIJKE	WILHEL MINA DORP	RIL LAND	VROU WEN POLDER	HAAM STEDE	OVE ZANDE	KORT GENE
JAN	38.3	59.9	53.7	54.4	75.2	55.4	56.6	53.0	43.6	55.5	46.2	70.5	51.8	66.0	56.3	51.9	54.6	46.5
FEB	22.1	32.0	32.4	32.7	24.9	24.3	28.5	36.0	23.6	29.9	22.3	32.0	31.3	35.8	24.6	28.5	28.8	26.2
MRT	132.0	152.5	102.9	117.4	151.5	150.7	114.8	129.0	89.4	104.8	153.1	141.1	154.0	132.4	142.5	125.7	142.8	123.7
APR	26.8	30.9	27.4	20.9	33.6	30.5	27.3	34.0	24.2	30.7	19.8	30.7	32.0	29.4	19.1	17.4	32.7	26.9
MEI	51.2	61.1	55.9	58.7	48.4	41.9	83.4	67.9	64.1	62.0	47.5	52.7	52.9	40.6	62.5	66.1	67.9	76.8
JUN	53.0	71.3	59.8	49.9	77.8	53.7	73.6	73.4	65.9	68.8	62.9	60.3	65.4	63.7	45.6	60.8	52.4	57.5
JUL	84.4	94.2	103.0	84.7	87.0	86.7	126.4	67.5	124.0	102.3	79.5	120.1	110.8	117.2	78.3	112.8	72.7	92.9
AUG	123.0	117.6	121.2	121.3	133.0	113.9	110.7	117.5	129.8	110.2	111.9	142.2	92.3	100.9	128.6	104.9	98.8	102.0
SEP	53.8	36.6	62.1	59.4	54.3	62.7	38.4	32.9	65.5	56.8	75.5	62.7	49.4	32.9	82.2	66.3	41.9	50.3
OKT	72.6	85.9	108.6	108.1	83.3	83.3	113.4	73.8	96.4	117.1	68.4	77.6	102.2	77.1	90.3	93.6	76.9	107.4
NOV	76.7	85.4	78.2	83.2	100.1	92.0	69.2	88.4	73.1	73.2	61.6	87.8	81.3	86.1	75.5	67.9	80.2	79.9
DEC	58.4	53.8	52.3	54.0	69.3	74.1	48.9	45.9	48.1	47.3	56.3	44.7	51.8	39.8	57.3	57.0	57.1	58.6
JAAR	792.3	881.2	857.5	844.7	938.4	869.2	891.2	819.3	847.7	858.6	805.0	922.4	875.2	821.9	862.8	852.9	806.8	848.7
NORM	759.4	812.3	749.9	751.5	767.0	791.7	799.7	766.4	720.1	794.1	733.2	788.0	805.2	776.3	795.1	766.0	811.5	763.8

DISTRICT 11											DISTRICT 12							
NR	756	757	758	760	761	762	763	764	767	770	828	829	832	833	834	837	838	
MND	MIDDEL BURG	THOLEN	WOL PH'RTS DIJK	'S HEE REN HOEK	PHI LIP PINE	SCHOON DIJKE	CAD ZAND	KLOOS TER ZANDE	KA PELLE BRUG	WEST DORPE	OUDE BOSCH	ZUN DERT	BERGEN O/ZOOM	OOS TER HOUT	CHAAM	STEEN BERGEN	GINNE KEN	
JAN	45.3	61.9	47.2	49.2	58.4	66.0	51.2	71.6	57.1	60.1	79.1	75.5	58.1	79.8	63.2	80.2	68.5	
FEB	24.8	30.0	28.2	27.8	34.3	28.8	23.0	32.4	41.9	41.1	35.2	42.0	27.6	51.3	45.2	30.7	48.0	
MRT	146.0	120.6	132.9	151.1	151.0	174.0	161.0	135.5	125.7	146.0	112.5	114.5	121.9	107.4	112.4	112.9	106.7	
APR	25.3	41.4	25.1	33.6	28.9	28.8	27.2	28.6	29.9	34.2	54.2	41.5	31.4	41.8	44.9	45.4	47.2	
MEI	50.0	67.5	81.7	66.3	53.3	45.2	40.8	63.5	77.9	53.3	40.1	52.1	51.0	55.0	59.8	48.2	74.5	
JUN	73.0	61.7	52.1	60.7	71.0	54.1	49.9	53.9	89.9	87.1	49.0	43.7	53.2	58.8	54.8	63.1	51.6	
JUL	79.2	96.2	80.4	76.5	77.3	75.0	56.5	91.8	104.4	72.1	102.1	114.8	119.2	151.5	115.1	109.4	113.0	
AUG	121.3	130.7	107.0	117.9	117.4	109.1	109.0	139.6	109.0	100.2	136.4	110.9	122.1	101.6	95.1	162.5	131.6	
SEP	63.6	45.0	54.6	61.7	56.5	52.2	70.0	32.6	41.8	36.5	39.3	32.6	36.7	39.9	35.9	34.7	36.6	
OKT	76.3	91.4	117.4	82.7	80.5	84.4	73.8	77.0	79.9	83.7	100.0	76.3	79.1	103.1	75.5	108.1	97.7	
NOV	79.9	89.4	81.8	77.6	104.5	87.7	85.2	89.5	80.0	85.6	94.8	69.2	90.1	104.2	67.0	99.1	74.3	
DEC	59.5	44.4	60.7	56.7	63.1	91.2	75.4	37.6	49.8	54.7	37.5	35.8	37.3	37.3	26.4	43.2	32.6	
JAAR	844.2	880.2	869.1	861.8	896.2	896.5	823.0	853.6	887.3	854.6	880.2	808.9	827.7	931.7	795.3	937.5	882.3	
NORM	762.0	791.0	798.6	793.4	752.4	772.4	780.1	842.8	800.6		787.9	824.0	765.5	800.4	796.6	817.0	826.3	
DISTRICT 12				DISTRICT 13														
NR	839	841		827	831	843	844	892	896	899	901	902	903	904	905	906	907	908
MND	HOOGER HEIDE	KLUN DERT		TIL BURG	ES BEEK	GILZE RIJEN	CA PELLE	GIERS BER GEN	HEL MOND	GEMERT	NU LAND	EIND HOVEN	MEGEN	SOME REN	ST ANTHO NIS	OIR SCHOT	BOX TEL	DEURNE
JAN	70.8	64.9		77.3	71.5	75.9	58.2	65.0	69.2	84.8	74.2	67.2	65.8	65.7	72.7	74.1	70.7	63.3
FEB	42.3	34.1		52.0	67.6	50.7	41.1	50.5	45.2	52.6	48.1	37.7	38.9	54.2	55.0	48.6	57.4	42.8
MRT	129.0	102.9		110.5	113.9	103.4	98.2	106.3	123.7	104.0	104.9	92.1	108.1	99.1	105.9	96.5	106.2	100.9
APR	43.2	49.2		38.8	40.0	45.5	35.6	32.2	38.9	31.5	41.8	40.1	44.7	45.1	42.9	36.8	37.2	36.4
MEI	39.9	69.2		65.5	69.8	53.1	58.8	58.8	61.1	92.0	62.7	66.8	44.8	48.9	48.0	54.8	59.7	61.6
JUN	74.1	45.8		63.5	63.5	49.0	45.0	74.0	52.5	39.5	63.5	42.9	95.6	54.9	73.3	45.2	68.0	52.7
JUL	115.6	100.2		79.9	78.0	119.0	87.8	93.2	84.3	103.0	151.0	126.2	89.9	92.8	92.1	103.2	109.5	75.6
AUG	114.2	144.9		103.3	77.9	104.8	86.4	96.2	80.7	83.8	75.3	97.1	76.1	71.2	75.8	85.5	82.9	67.3
SEP	44.0	34.7		42.5	42.4	36.0	38.4	42.2	47.4	46.4	51.9	44.8	52.9	47.0	43.7	42.8	45.2	45.0
OKT	78.4	105.1		89.0	84.2	101.6	83.7	92.7	53.3	72.0	75.5	69.6	80.2	68.4	78.5	64.8	81.4	67.8
NOV	81.8	81.4		63.3	68.6	64.4	78.2	72.9	51.6	55.8	60.1	64.4	57.0	53.1	52.4	54.8	64.9	52.7
DEC	39.8	44.1		27.2	35.9	28.4	25.6	28.4	29.5	33.9	30.5	28.8	34.4	30.6	28.4	25.0	26.7	29.4
JAAR	873.1	876.5		812.8	813.3	831.8	737.0	812.4	737.4	799.3	839.5	777.7	788.4	731.0	768.7	732.1	809.8	695.5
NORM	801.7	811.2		791.7	828.1	801.9	772.1		768.3	733.9	798.1	778.6	772.9	741.2	765.7	766.7	772.9	733.5
DISTRICT 13				DISTRICT 14														
NR	909	911	912	914	915	918	919	920	883	897	913	921	922	923	961	964	967	
MND	MILL	DIN THER	LEENDE	OSS	EERSEL	MAAR HEEZE	EIND HOVEN VB	VOLKEL	SEVE NUM	VENLO	IJSSEL STEYN	VENRAY	SIEBEN GE WALD	ARCEN	ROER MOND	WEERT	HEI BLOEM	
JAN	72.7	65.9	63.5	70.4	60.0	58.0	64.4	78.9	67.5	65.9	66.2	65.0	72.1	69.2	58.2	59.3	55.2	
FEB	50.3	45.5	43.5	45.9	47.7	36.0	52.4	50.8	44.9	37.2	44.7	37.8	50.6	49.8	37.7	39.9	33.7	
MRT	113.6	100.5	101.0	92.8	120.1	99.6	94.9	124.5	104.3	108.6	106.1	109.4	112.0	107.3	96.7	96.5	97.2	
APR	40.1	33.7	47.1	40.5	42.6	47.6	36.8	39.9	49.2	70.5	43.9	45.7	50.0	49.8	81.2	59.6	54.7	
MEI	51.5	67.8	66.0	50.8	68.4	57.7	59.2	61.1	66.2	52.2	54.2	53.1	50.3	73.0	44.5	53.7	51.2	
JUN	71.1	56.7	55.9	62.4	80.7	71.5	67.7	78.9	60.2	62.2	36.9	85.8	76.6	107.8	58.1	73.4	58.6	
JUL	89.0	101.7	117.4	70.0	63.2	89.3	93.2	101.1	121.8	101.4	78.1	102.3	126.3	78.3	79.9	73.5	103.9	
AUG	78.0	99.6	78.6	88.9	76.1	96.0	84.5	72.8	77.1	78.0	64.2	68.8	86.2	83.0	75.0	79.4	83.0	
SEP	57.0	53.3	42.5	52.2	34.1	42.7	40.9	44.6	36.7	35.7	44.1	39.3	43.5	34.0	37.6	32.7	45.7	
OKT	78.6	81.5	69.4	65.7	79.4	75.0	60.3	77.8	57.2	60.8	73.6	67.1	68.5	64.5	63.8	71.0	70.2	
NOV	65.0	57.1	55.3	50.0	56.6	55.3	61.9	60.8	43.4	47.9	45.2	46.0	61.9	55.6	49.5	50.0	52.2	
DEC	32.1	31.0	32.8	27.0	32.4	30.9	27.6	31.8	40.6	41.6	33.9	35.3	38.9	39.4	37.1	30.5	33.9	
JAAR	799.0	794.3	773.0	716.6	761.3	759.6	743.8	823.0	769.1	762.0	691.1	755.6	836.9	811.7	719.3	719.5	739.5	
NORM	769.6	759.3	759.6	733.5	760.5	714.5	757.0	746.1	735.1	765.1	726.0	728.6			707.9	731.5	724.1	



2008  
NEERSLAG 8-8 UUR (MM)

DISTRICT 14			DISTRICT 15												
NR	970	977	962	963	965	966	968	969	971	973	974	979	980	981	982
MND	STRAMP ROY	REUVER	UBACHS BERG	VAL KEN BURG	SCHAES BERG	SCHIN NEN	VAALS	STEIN	NOOR BEEK	BEEK	BUCH TEN	ECHT	EPEN	OOST- MAAR LAND	SCHIN VELD
JAN	57.7	66.1	60.1	66.2	63.8	73.5	61.9	48.1	57.4	67.5	51.6	45.0	52.7	61.6	58.9
FEB	38.7	41.0	43.1	47.3	43.7	45.7	64.1	36.4	51.9	37.7	34.9	30.0	52.7	37.1	36.4
MRT	102.4	110.7	129.3	147.5	131.1	143.0	161.2	133.6	140.0	129.1	117.9	96.5	149.7	109.3	105.5
APR	54.7	68.7	65.5	67.4	55.2	56.9	73.9	59.3	68.9	58.7	56.2	73.1	68.4	63.1	53.4
MEI	50.3	43.4	38.1	47.7	45.1	44.7	45.8	57.6	53.2	50.1	51.8	47.7	43.2	53.2	38.1
JUN	69.1	53.9	105.2	120.7	88.8	99.7	102.2	84.9	120.9	99.6	52.5	53.7	112.5	109.1	70.9
JUL	92.4	106.3	102.8	138.3	127.8	106.5	130.3	104.4	165.2	114.9	81.9	87.5	127.8	99.5	98.9
AUG	71.6	82.8	110.7	128.3	95.2	105.6	82.1	129.4	97.2	123.7	93.4	86.3	90.9	79.8	86.1
SEP	39.2	39.8	33.7	30.9	36.5	30.3	45.0	33.2	34.7	31.3	52.7	43.8	41.8	23.5	38.7
OKT	77.8	68.1	83.8	92.5	88.8	89.5	147.1	73.2	99.4	83.9	63.2	51.9	104.4	75.9	66.4
NOV	56.6	46.4	54.0	56.3	62.5	69.0	79.0	51.3	62.5	54.2	53.4	53.1	58.1	58.2	52.9
DEC	34.2	42.8	57.5	63.8	61.0	58.3	87.6	44.5	63.5	52.6	37.9	37.7	62.4	50.8	48.2
JAAR	744.7	770.0	883.8	1006.9	899.5	922.7	1080.2	855.9	1014.8	903.3	747.4	706.3	964.6	821.1	754.4
NORM	707.0	736.0	812.0	843.0	780.0	818.4	904.8	776.2	814.6	751.9	733.7	696.8			

NR	270	277	286	249	269	279	210	240	275	290	344	356	283	323	319	350	370	375	377	391
MND	LAU										WILHELM									
	LEEU WARDEN	WERS OOG	NIEUW BEERTA	BERK HOUT	LELY STAD	HOOGVALKEN VEEN	SCHIP BURG	SCHIP HOL	DEE LEN	DEE TWENTE	R'DAM	HER WIJNEN	HUP MINA SEL	WEST DORP	GILZE RIJEN	EIND HOVENVOLKEL	ELL	ARCEN		
JAN	7.2	6.1	5.9	7.5	7.5	6.5	8.1	7.9	7.4	7.1	8.6	8.2	7.7	9.6	9.0	8.5	8.3	7.9	9.1	8.0
FEB	19.4	18.2	16.7	19.7	19.0	18.1	20.6	20.5	19.1	18.9	20.7	20.1	19.4	22.1	21.4	20.2	20.7	19.5	20.6	20.0
MRT	33.3	33.4	31.7	32.0	31.6	29.6	33.2	31.8	29.7	31.5	30.4	32.7	32.8	34.1	32.3	31.8	32.1	31.0	33.4	30.6
APR	62.8	63.1	57.9	63.4	62.1	59.9	64.1	61.5	58.8	58.0	60.4	62.3	57.6	65.7	61.7	60.3	59.8	59.3	60.6	57.8
MEI	105.8	107.6	109.7	102.9	100.2	100.1	100.8	103.9	98.8	99.6	102.9	102.4	101.8	100.6	100.7	98.7	101.1	99.7	102.3	102.4
JUN	103.3	109.5	103.6	105.0	104.7	101.6	108.0	106.7	97.0	102.3	99.3	102.3	102.6	98.8	91.1	94.5	97.6	101.7	99.6	97.8
JUL	99.8	100.0	94.8	98.2	96.3	94.8	95.4	93.1	88.4	92.5	94.1	92.3	93.0	97.6	94.4	90.2	88.5	92.8	94.0	91.1
AUG	71.6	69.8	70.2	75.0	72.8	71.4	76.1	73.1	71.8	73.4	72.1	75.0	74.8	73.0	72.9	74.0	75.6	75.2	76.9	75.4
SEP	51.0	50.7	50.4	50.3	48.3	49.8	48.9	49.8	50.9	51.8	49.4	50.1	51.3	56.7	51.7	49.9	50.6	49.6	52.7	49.3
OKT	29.1	26.8	26.0	27.6	26.3	25.8	29.2	29.0	27.5	27.5	30.0	29.1	27.4	30.9	29.8	29.9	27.6	28.8	26.8	26.8
NOV	9.9	9.1	8.5	9.8	9.4	8.9	10.4	10.4	9.4	9.8	10.4	10.7	9.9	11.3	10.8	11.0	10.7	10.7	11.6	10.0
DEC	8.1	7.6	7.3	7.9	7.7	7.8	7.4	7.4	7.6	7.5	6.8	7.8	7.8	8.2	8.4	7.8	7.6	7.6	7.7	7.2
JAAR	601.3	601.9	582.7	599.3	585.9	574.3	602.2	595.1	566.4	579.9	585.1	593.0	586.1	608.6	584.2	576.8	582.5	582.6	597.3	576.4

REFERENTIE  
GEWASVERDAMPING (MM)DOORLOPEND POTENTIEEL  
NEERSLAGOVERSCHOT (MM)

## AANTAL SNEEUWDEKDAGEN

NR	235	280	260	310	380	NR	235	280	260	310	380	NR	025	161	550	733	973	
MND	DE KOOY	EELDE	DE BILT	VLIS SINGEN	BEEK	MND	DE KOOY	EELDE	DE BILT	VLIS SINGEN	BEEK	MND	DE KOOY	EELDE	DE BILT	RIT THEM	BEEK	
JAN	8.1	6.1	8.0	9.8	8.9	JAN	.	.	.	.	.	JAN	.	.	.	.	.	.
FEB	20.9	17.1	19.4	22.9	20.4	FEB	20.9	17.1	19.4	22.9	20.4	FEB	.	.	1	.	1	
MRT	35.2	31.0	30.0	33.3	30.8	MRT	35.2	31.0	30.0	33.3	30.8	MRT	1	3	4	3	2	
APR	67.5	58.8	60.7	64.0	59.0	APR	-46	-25	-27	-41	-4	APR	-46	-25	-27	-41	-4	
MEI	104.2	105.8	99.3	101.4	103.8	MEI	-136	-112	-93	-112	-56	MEI	-136	-112	-93	-112	-56	
JUN	115.0	101.7	100.8	103.8	97.4	JUN	-232	-176	-154	-168	-52	JUN	-232	-176	-154	-168	-52	
JUL	106.4	93.8	90.5	101.6	93.7	JUL	-264	-166	-118	-163	-17	JUL	-264	-166	-118	-163	-17	
AUG	80.3	69.5	71.5	75.0	75.3	AUG	-202	-171	-76	-147	32	AUG	-202	-171	-76	-147	32	
SEP	54.1	49.8	48.5	56.9	51.3	SEP	-175	-174	-24	-160	34	SEP	-175	-174	-24	-160	34	
OKT	29.1	25.0	28.8	32.8	28.8	OKT	-10	-96	38	-132	77	OKT	-10	-96	38	-132	77	
NOV	10.6	8.6	10.5	10.9	10.8	NOV	10.6	8.6	10.5	10.9	10.8	NOV	1	1	2	.	4	
DEC	8.1	7.3	7.7	8.4	7.2	DEC	8.1	7.3	7.7	8.4	7.2	DEC	.	1	.	.	2	
JAAR	639.5	574.5	575.7	620.8	587.4	JAAR	639.5	574.5	575.7	620.8	587.4	JAAR	639.5	574.5	575.7	620.8	587.4	

SNEEUWDEK DAG IS EEN DAG WAAROP  
EEN SNEEUWDEK IS GECONSTATEERD OM 08.00 UUR

## NEERSLAGGEMIDDELDEN PER DISTRICT (MM)

	D1	D2	D3	D4	D5	D6	D7	D8
JAAR	1021.0	946.1	881.9	972.2	853.5	810.5	954.3	908.9
NORM	793.5	808.4	801.6	817.3	794.9	787.2	832.1	836.0
	D9	D10	D11	D12	D13	D14	D15	LAND
JAAR	777.6	821.4	857.5	868.1	776.4	756.3	889.3	881.4
NORM	771.1	781.1	779.9	803.4	764.8	729.0	793.1	798.4

HOOGSTE JAARSOM 1162.4 MM TE  
18 NES (AMELAND)

LAAGSTE JAARSOM 674.0 MM TE  
678 ALMEN

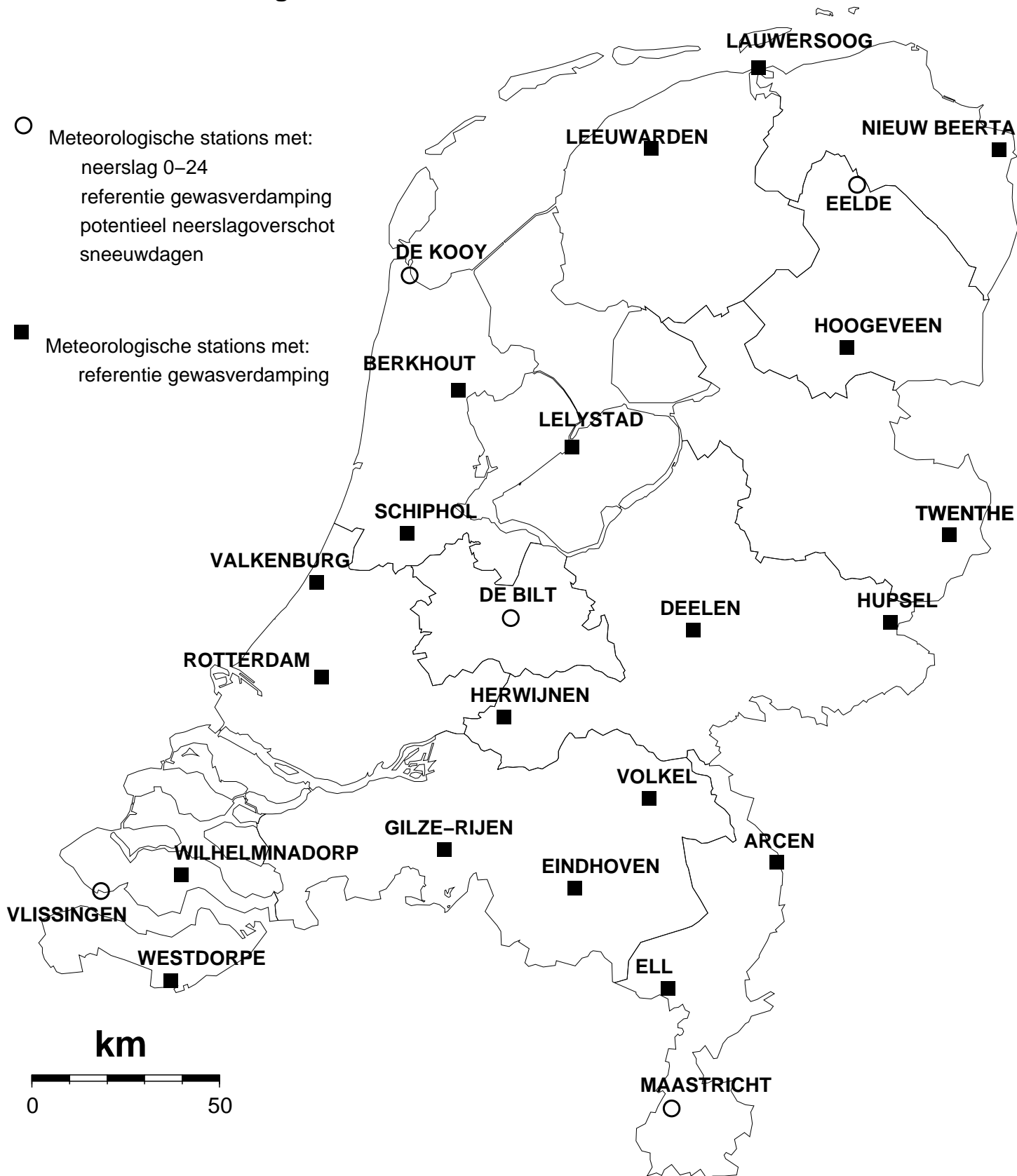
HOOGSTE MAANDSOM 272.2 MM IN  
AUGUSTUS TE 18 NES (AMELAND)

LAAGSTE MAANDSOM 5.6 MM IN  
MEI TE 24 VLIELAND

HOOGSTE DAGSOM 83.5 MM OP  
06/10 TE 25 DE KOOY

NORMALEN: TIJDVAK 1971-2000

## Kaart met meteorologische stations

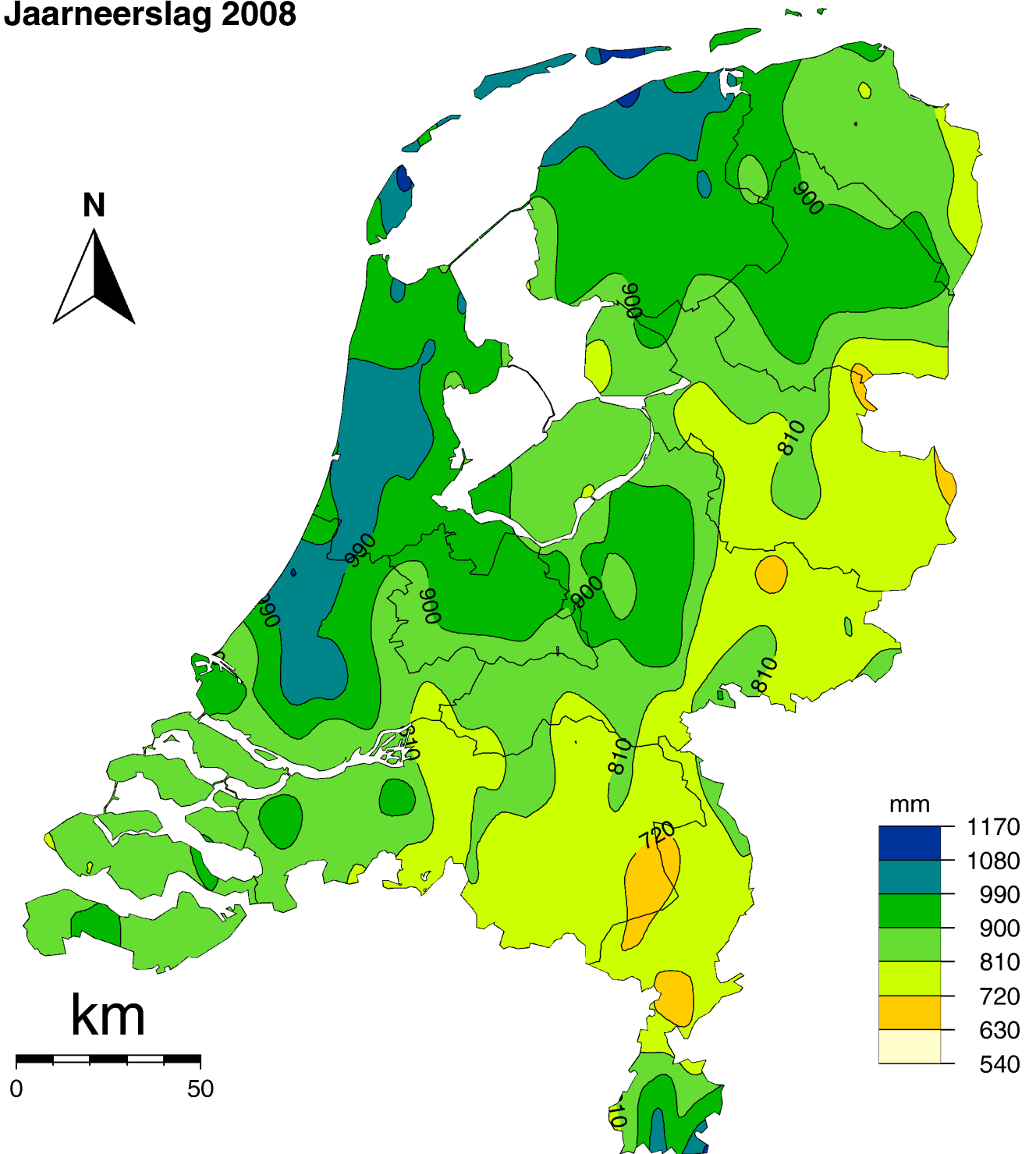


# KNMI Neerslagstations, neerslag 08–08 uur UT



(c) 2009, KNMI Klimaatdata en –advies

# Jaarneerslag 2008



(c) 2009, KNMI Klimaatdata en -advies



Dit rapport is een uitgave van:

**Koninklijk Nederlands Meteorologisch Instituut**  
Klimaatdata en -advies  
Postbus 201 | 3730 AE De Bilt  
[www.knmi.nl](http://www.knmi.nl) | [klimaatdesk@knmi.nl](mailto:klimaatdesk@knmi.nl)