



Koninklijk Nederlands  
Meteorologisch Instituut  
*Ministerie van Verkeer en Waterstaat*

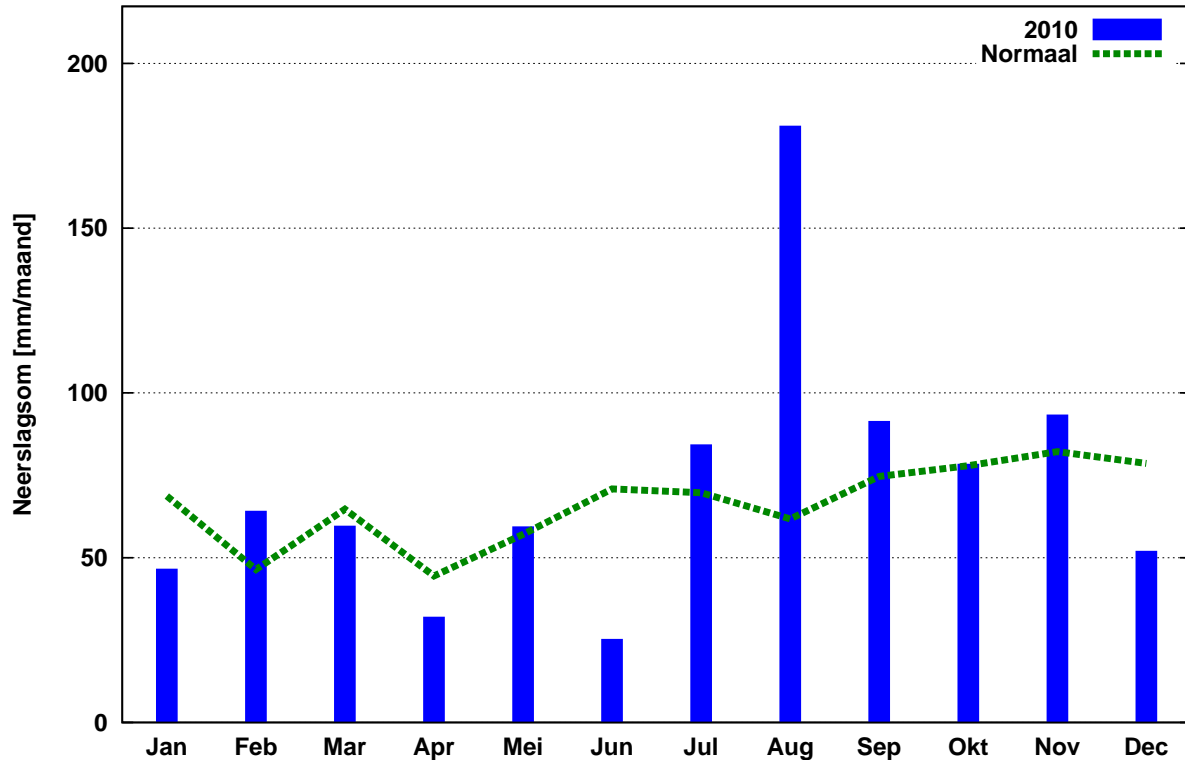
# Jaaroverzicht neerslag en verdamping in Nederland

2010



Landelijk gemiddelde maandelijkse neerslagsom in 2010 (gebaseerd op 326 stations)

Jaarsom: 868.7 mm    Normaal: 797.1 mm



In het Jaaroverzicht neerslag en verdamping in Nederland (JONV) zijn maandelijkse en jaarlijkse gegevens van neerslag, verdamping, potentieel neerslagoverschot en sneeuwdagen opgenomen. De metingen worden verricht op ca. 325 KNMI-neerslagstations en 25 KNMI meteorologische stations, alwaar uit metingen van temperatuur en straling de referentie-gewasverdamping wordt berekend. Het JONV is ruim 75 jaar uitgegeven als KNMI-periodiek en wordt sinds 2009 verspreid via internet (<http://www.knmi.nl/klimatologie/monv>).

**KNMI**  
**Klimaatdata en –advies**  
**Postbus 201**  
**3730 AE De Bilt**  
**e-mail: [Klimaatdesk@knmi.nl](mailto:Klimaatdesk@knmi.nl)**

2010  
NEERSLAG 8-8 UUR (MM)

NR	DISTRICT 1														DISTRICT 2			
	10	11	12	15	16	17	18	19	21	22	24	25	26	61	64	65	66	
MND	HOL LUM	W.TER SCHEL LING	SCHIER MONNIK OOG	OOST VLIET LAND	PETTEN	DEN BURG	NES AME LAND	DE COCKS DORP	CAL LANTS OOG	DE KOOG	VLIET LAND	DE KOOY	FOR MERUM	SKRINS	SNEEK	MAK KUM	HAR LINGEN	
JAN	47.0	58.8	33.4	58.6	72.9	75.1	49.1	64.7	63.3	63.8	48.4	72.7	52.6	38.9	45.8	44.3	37.9	
FEB	74.8	67.4	54.3	66.8	74.9	69.2	62.7	71.6	68.3	65.0	59.9	67.1	72.7	59.7	65.3	54.0	54.9	
MRT	41.0	38.8	38.6	40.2	43.1	45.4	42.8	38.0	44.2	42.0	34.1	42.5	37.3	50.1	54.0	49.8	42.3	
APR	20.7	25.6	24.2	16.8	15.6	18.3	32.3	16.7	15.0	18.3	12.5	18.6	24.3	25.3	26.4	23.2	21.3	
MEI	66.5	68.3	27.3	54.9	42.7	51.0	62.9	45.2	54.9	39.9	44.5	57.1	62.2	62.8	58.8	44.1	57.2	
JUN	47.7	27.4	20.5	31.0	27.5	40.5	46.7	29.4	26.3	36.8	29.1	45.1	24.9	39.3	34.0	28.0	31.7	
JUL	63.2	76.0	74.4	81.8	53.3	62.3	56.2	79.9	62.0	69.7	84.6	45.8	68.3	37.0	52.9	56.9	67.6	
AUG	187.8	167.1	139.4	165.5	142.2	199.9	177.0	160.6	152.5	162.8	170.4	183.1	176.4	191.6	205.3	158.3	146.7	
SEP	97.6	101.1	98.9	108.1	113.2	92.3	93.9	76.6	131.1	79.5	70.6	100.8	91.8	91.9	119.5	84.4	76.9	
OKT	108.7	79.0	92.6	74.7	63.2	66.0	98.7	68.1	61.4	66.3	56.0	64.4	83.7	72.4	70.8	63.3	65.6	
NOV	78.9	77.7	79.5	81.2	82.0	77.7	83.3	74.2	69.8	73.5	63.3	70.7	75.2	61.1	75.2	72.4	65.5	
DEC	51.8	62.6	42.4	54.1	33.0	38.7	51.0	32.6	43.0	35.3	36.8	50.5	52.8	29.1	43.3	34.7	39.3	
JAAR	885.7	849.8	725.5	833.7	763.6	836.4	856.6	757.6	791.8	752.9	710.2	818.4	822.2	759.2	851.3	713.4	706.9	
NORM	785.7	788.9	790.7	789.6	756.7	790.0	832.2	801.7	819.2	803.4	772.1	773.0		787.7	762.7	779.6		

## DISTRICT 2

NR	DISTRICT 2																		
	67	68	69	70	73	75	76	77	78	79	80	81	82	84	85	86	87	89	
MND	DOK KUM	ST ANNA PAR.	APPEL SCHA	OUDE MIRDUM	DRACH TEN	OLDE HOLT FADE	KORN WERDER ZAND	KOLLUM	HER BAYUM	HEEG	STA VOREN	JOURE	GORRE DIJK	EZUMA ZIJL	LEEWARDEN	NIJ BEETS	BER GUMER DAM	AK KRUM	
JAN	45.0	46.8	46.9	39.3	42.3	45.2	40.7	46.2	40.8	43.2	41.7	48.1	42.1	41.2	35.9	36.7	33.9	32.2	
FEB	67.6	62.5	69.8	64.5	72.7	65.4	59.1	70.2	58.8	65.4	62.3	72.5	59.3	64.8	60.1	62.7	66.1	63.6	
MRT	49.2	47.4	58.7	47.7	56.2	45.1	54.7	48.4	46.3	51.3	47.6	48.1	47.5	44.6	51.6	50.6	44.7	47.1	
APR	34.1	22.7	49.0	25.8	41.1	51.9	27.5	36.0	21.4	22.6	20.7	36.0	41.7	33.1	31.2	40.2	40.4	31.0	
MEI	76.1	68.3	66.4	50.1	80.6	62.8	55.0	70.7	76.3	60.7	42.4	66.3	59.2	59.1	58.6	61.4	72.6	51.6	
JUN	33.8	28.4	30.3	26.6	21.8	28.4	40.0	37.6	37.7	32.6	33.7	42.8	36.5	39.8	50.8	22.8	33.4	27.2	
JUL	67.2	49.0	150.3	77.1	106.6	99.1	75.2	83.0	45.2	66.8	62.8	67.3	109.1	64.1	64.1	90.4	78.2	62.5	
AUG	169.7	198.5	182.8	185.8	176.9	184.1	161.8	144.4	174.8	213.8	160.4	177.2	170.5	155.9	183.2	185.4	150.1	188.8	
SEP	87.8	93.4	93.4	99.5	112.2	93.2	86.4	83.9	88.1	98.4	81.4	97.2	103.0	106.9	92.3	125.9	99.3	101.3	
OKT	110.7	90.0	86.2	77.2	100.8	76.8	61.9	91.8	71.7	74.7	69.9	75.6	87.6	117.0	93.8	79.8	88.3	69.2	
NOV	85.1	71.7	66.8	65.1	78.2	58.2	77.5	77.7	60.8	71.5	61.7	64.6	65.1	78.7	68.0	74.6	78.4	70.5	
DEC	47.4	46.0	55.1	36.3	47.0	45.0	43.2	42.9	37.9	43.1	33.1	41.6	40.9	55.6	39.1	50.1	44.1	37.4	
JAAR	873.7	824.7	955.7	795.0	936.4	855.2	783.0	832.8	759.8	844.1	717.7	837.3	862.5	860.8	828.7	880.6	829.5	782.4	
NORM	838.0	828.0	865.2	775.0	836.3	841.7	747.9	844.4		807.3	736.4	786.1	839.4	828.7	788.4	790.5	800.9		

## DISTRICT 2

NR	DISTRICT 2								DISTRICT 3									
	90	91	166	171	326	338	353		134	135	136	139	140	141	142	143	144	145
MND	EERNE WOUDE	TER NAARD	MARUM	AN JUM	FREDE RIKS OORD	GIET HOORN	BLOK ZIJL		MIDDEL STUM	WOL TER SUM	EZIN GE	GRO NINGEN	ASSEN	DELFT ZIJL	WARF FUM	FINS TER WOLDE	TER APEL	ZOUT KAMP
JAN	30.5	37.1	35.8	47.8	42.0	41.9	37.3		26.6	32.2	24.6	41.8	55.7	32.2	35.5	34.6	39.6	32.3
FEB	57.6	57.0	69.4	62.3	55.0	62.2	58.3		44.2	53.8	57.1	62.5	68.7	56.7	69.6	55.7	55.7	65.9
MRT	57.6	46.4	54.3	44.8	40.7	60.5	50.1		39.3	46.0	41.3	53.2	65.7	57.0	48.3	59.9	77.8	47.9
APR	33.3	24.9	39.6	31.0	44.7	33.4	38.2		31.8	35.1	35.1	36.1	39.8	32.2	41.9	34.2	34.1	36.0
MEI	60.7	57.9	61.6	62.8	58.0	56.2	58.2		57.5	62.6	47.3	80.1	70.5	58.6	53.1	66.6	56.0	63.3
JUN	31.5	40.0	27.5	35.4	15.6	21.6	22.9		22.7	29.5	26.8	24.4	39.1	28.6	29.7	31.0	34.9	29.5
JUL	79.3	64.1	113.1	75.2	118.1	97.6	106.3		133.2	129.6	115.0	134.5	93.9	126.3	109.7	93.9	92.0	91.3
AUG	161.3	146.9	155.2	169.0	154.3	175.0	194.8		137.0	140.0	158.3	158.8	170.6	101.8	147.9	124.1	159.8	153.2
SEP	97.9	108.3	75.0	109.4	90.0	80.2	81.9		93.6	94.6	78.5	84.8	101.5	117.8	128.1	104.3	81.2	107.7
OKT	76.8	113.5	79.2	120.0	76.5	60.0	64.5		102.3	96.7	101.0	99.4	86.0	118.2	116.1	93.4	77.7	108.2
NOV	70.5	71.3	75.6	79.4	60.3	65.9	59.8		69.6	82.0	71.1	81.4	75.3	80.1	81.8	82.5	81.9	84.4
DEC	41.7	47.4	51.0	51.7	37.4	39.0	42.7		30.3	37.1	30.1	45.7	59.9	41.5	42.7	43.9	39.1	45.0
JAAR	798.7	814.8	837.3	888.8	792.6	793.5	815.0		788.1	839.2	786.2	902.7	926.7	851.0	904.4	824.1	829.8	864.7
NORM	784.3	804.8	860.4		816.2	802.7	813.6					829.9	818.0	769.3	828.5	754.3	747.1	801.3

## DISTRICT 3

NR	147	148	150	151	152	153	154	155	156	158	159	160	161	162	163	164	172	323
MND	VEEN DAM	SAPPE MEER	UIT HUI ZEN	ROODE SCHOOL	GIETER VEEN	WIN SCHO TEN	EENRUM	EEXT	VLAGT WEDDE	ONNEN	NIEUW BUINEN	VEEN HUI ZEN	EELDE	NIE KERK	RODEN	ZEE RIJP	NIEUW OLDA	LAAG HA LEN
JAN	37.2	40.6	37.5	39.3	37.4	40.7	34.9	38.3	37.3	41.3	39.1	36.6	40.2	49.6	40.2	30.3	32.3	34.5
FEB	46.5	63.5	63.1	70.0	56.9	57.5	64.7	61.0	52.0	49.5	51.7	60.8	54.6	73.4	67.1	49.5	49.9	65.9
MRT	48.8	49.6	46.2	50.1	47.1	71.1	46.6	61.5	63.9	50.4	57.0	54.9	53.8	48.0	49.7	39.7	58.2	55.0
APR	41.8	37.2	38.7	46.9	41.2	38.8	39.2	44.3	34.3	41.7	35.1	37.4	40.3	33.8	36.4	33.9	40.6	31.5
MEI	68.0	57.2	55.3	66.2	46.2	70.4	56.3	59.9	45.0	67.6	49.9	64.4	79.4	70.8	58.5	66.6	55.7	60.0
JUN	28.6	30.4	32.1	28.2	29.0	25.9	34.7	25.9	30.1	27.5	28.9	23.5	24.2	28.0	26.4	24.3	26.2	20.6
JUL	81.0	98.8	138.3	132.8	100.2	110.5	116.0	86.3	83.1	127.1	100.0	134.7	105.7	104.1	105.2	121.9	105.4	100.7
AUG	105.9	129.0	137.3	145.0	123.3	115.5	145.8	136.6	150.1	149.7	136.3	167.8	174.0	178.5	201.1	139.4	135.7	166.3
SEP	86.8	84.8	129.6	136.0	92.3	94.0	118.1	94.6	94.9	80.7	98.0	88.7	86.8	89.3	95.7	93.0	86.4	82.1
OKT	81.5	98.1	109.6	120.7	73.8	91.5	118.0	82.1	73.7	91.3	79.3	84.7	78.1	78.9	80.0	94.1	100.3	74.8
NOV	59.9	83.3	83.0	81.9	68.7	80.7	78.8	69.9	70.0	77.1	66.9	71.1	75.2	80.7	77.6	72.6	83.5	63.3
DEC	37.3	43.3	38.0	43.0	46.4	51.5	42.7	49.9	43.8	45.6	43.5	43.3	45.8	36.7	47.4	33.0	43.5	51.0
JAAR	723.3	815.8	908.7	960.1	762.5	848.1	895.8	810.3	778.2	849.5	785.7	867.9	858.1	871.8	885.3	798.3	817.7	805.7
NORM	743.0	802.5	867.8	771.9	781.8	757.0	821.2	832.5	744.8	765.5	778.8	852.8	779.6	815.1	879.1	823.3		

## DISTRICT 3

## DISTRICT 4

NR	337	217	221	222	223	224	226	227	228	230	233	234	235	236	238	239	240
MND	SCHOON LOO	HEILOO	ENK HUI ZEN	HOORN	SCHEL LING WOUDE	EDAM	WIJK A/ZEE	ANNA PAU LOWNA	SCHA GEN	ZAAN DIJK	ZAAN DAM H'BRG	BER GEN	CAS TRICUM	MEDEM BLIK	DE HAUKES	DEN OEVER	KREI LER OORD
JAN	45.3	78.8	51.5	60.7	51.9	53.9	59.3	62.0	66.8	49.0	60.7	68.2	61.0	51.3	52.6	54.9	45.3
FEB	66.1	68.8	63.1	65.1	70.9	63.7	76.0	72.5	70.4	71.5	71.8	69.3	74.9	69.6	64.4	64.0	65.0
MRT	61.7	45.2	47.8	33.5	57.3	50.1	52.4	49.8	46.6	44.0	51.0	45.1	50.0	46.1	41.1	38.4	43.9
APR	38.9	24.5	32.1	28.5	48.0	44.2	22.3	17.1	16.8	29.1	39.9	18.1	19.4	27.5	17.9	19.0	23.0
MEI	57.0	47.0	43.8	46.4	69.3	45.4	35.5	61.0	57.7	49.9	43.9	52.4	46.6	64.1	62.6	62.0	55.5
JUN	18.3	23.3	23.4	46.0	23.0	63.4	29.2	32.1	36.4	42.2	36.7	27.2	30.7	42.3	29.8	28.3	34.1
JUL	111.3	71.7	81.2	49.9	67.5	68.5	67.8	72.9	63.9	74.5	93.3	61.3	83.8	64.2	58.6	65.4	68.2
AUG	164.3	193.5	174.7	169.7	225.4	226.1	164.4	199.1	172.7	206.8	229.4	196.3	189.5	169.5	168.6	153.2	168.4
SEP	86.2	140.7	101.6	85.8	94.0	103.7	108.4	115.2	109.3	122.1	105.0	126.4	128.2	95.2	90.6	82.8	79.5
OKT	85.4	85.3	62.3	65.4	104.4	86.9	96.8	63.4	69.6	93.2	113.1	97.0	102.4	67.6	58.8	56.4	70.3
NOV	77.9	74.4	54.0	66.2	73.1	64.3	77.6	78.0	81.5	58.7	67.2	93.0	79.7	58.5	71.3	69.3	61.5
DEC	55.4	59.3	38.6	36.2	54.3	47.4	65.4	44.3	41.7	58.0	78.9	48.3	73.4	39.5	45.8	36.8	37.7
JAAR	867.8	912.5	774.1	753.4	939.1	917.6	855.1	867.4	833.4	899.0	990.9	902.6	939.6	795.4	762.1	730.5	752.4
NORM	831.1	838.5	807.5	795.9	895.5	829.0	795.9	778.7	823.4	814.6	866.2	824.5	850.2	803.2	807.4	781.9	739.2

## DISTRICT 4

## DISTRICT 5

NR	242	249	251	252	255	257	263	256	317	344	348	352	356	359	364	365	366
MND	PURMER END	HOOG KARS PEL	WEST BEEM STER	KOL HORN	OB DAM	HOOG WOOD	ASSEN DELFT	MARK EN	MARK NESSE	TOLLE BEEK	EMMEL OORD	NA GELE	KUINRE	LEMMER BUMA	DRON TEN	SWIF TER BANT	BID DING HUIZEN
JAN	58.9	59.9	66.6	56.3	70.6	69.3	56.2	58.1	32.0	39.4	39.3	34.8	41.6	36.3	41.4	34.3	39.5
FEB	69.8	69.9	69.9	64.4	68.2	63.4	74.9	65.5	58.6	52.8	60.5	59.0	63.3	57.3	56.5	58.6	63.0
MRT	47.7	46.3	43.0	38.4	44.1	34.5	54.3	56.4	50.0	38.2	44.8	48.4	47.3	43.0	74.5	61.4	73.9
APR	41.9	35.0	26.1	19.2	24.4	20.3	29.1	28.9	41.5	36.1	44.7	51.0	49.5	38.7	43.3	45.3	30.7
MEI	59.3	57.2	51.7	68.9	46.7	57.8	44.9	56.6	50.4	47.6	49.0	50.0	51.3	55.5	50.3	44.5	54.5
JUN	104.0	25.6	27.9	32.9	24.8	29.6	36.0	19.8	25.3	23.4	55.9	38.5	39.1	23.0	28.6	40.7	49.5
JUL	69.0	70.4	77.1	60.6	65.0	65.8	72.6	79.9	119.5	103.9	93.9	128.9	113.1	72.5	161.0	92.2	120.9
AUG	230.0	217.7	219.6	164.3	212.5	179.6	207.7	222.5	219.0	224.9	216.8	220.3	184.6	169.5	204.6	220.8	213.4
SEP	117.7	93.6	133.3	102.1	96.1	94.2	115.3	90.8	78.1	71.1	78.2	91.6	92.4	86.6	104.2	87.6	99.1
OKT	86.6	74.2	76.7	69.9	81.5	79.7	103.6	80.3	61.4	58.5	67.5	63.7	70.7	75.3	68.6	76.4	78.5
NOV	72.0	62.5	80.5	74.5	65.7	61.0	65.6	55.0	55.6	46.3	53.8	58.0	62.6	53.9	58.2	48.2	57.7
DEC	58.8	35.5	59.3	40.9	38.1	37.8	67.8	38.8	45.4	27.8	41.4	41.3	47.6	41.1	41.4	36.8	32.3
JAAR	1015.7	847.8	931.7	792.4	837.7	793.0	928.0	852.6	836.8	770.0	845.8	885.5	863.1	752.7	932.6	846.8	913.0
NORM	858.5	769.3	827.5	803.8							820.8	781.9	835.2	764.3	818.7	784.5	771.6

2010  
NEERSLAG 8-8 UUR (MM)

NR	DISTRICT 5					DISTRICT 6											
	367	369	371	372	516	298	327	330	331	332	333	335	339	340	341	342	343
MND	O.VAAR DERS DIEP	LELY STAD	ZEE WOLDE	ZEE WOLDE SW	HARDER WIJK	STEEN WIJKS MOER	DWIN GE LOO	ZWOLLE	DENE KAMP	HOOG VEEN	EMMEN	IJSSEL MUIDEN	RHEE ZER VEEN	HEINO	ZWEE LOO	VILS TEREN	SCHOO NEBEEK
JAN	51.0	40.8	45.1	41.8	41.7	27.2	48.4	42.2	35.1	39.3	47.0	43.4	41.5	38.9	39.1	42.8	36.2
FEB	73.0	62.2	65.1	65.6	61.5	53.5	72.8	55.7	51.5	64.2	59.2	59.6	62.2	53.3	66.1	59.5	52.6
MRT	61.0	70.1	79.0	70.3	71.6	75.3	56.4	70.8	52.1	83.9	87.4	75.3	78.5	72.6	76.8	76.7	77.6
APR	35.0	51.6	41.4	45.0	29.8	31.0	32.1	40.0	32.0	33.1	34.6	32.9	37.1	43.8	37.5	38.0	23.0
MEI	54.6	64.6	68.4	64.8	55.4	41.5	61.1	59.4	50.0	64.7	58.8	53.9	49.6	54.2	55.2	55.4	39.1
JUN	18.8	33.1	19.5	12.2	29.4	23.0	28.9	14.4	11.3	15.9	26.4	17.3	25.5	16.7	25.0	16.1	26.8
JUL	94.8	79.1	76.0	86.2	98.5	63.4	113.0	133.1	79.2	139.4	74.5	145.9	86.9	133.4	93.9	124.9	75.9
AUG	237.4	233.4	251.7	181.2	205.6	158.0	169.8	206.6	184.8	163.4	149.7	203.8	183.6	189.0	147.6	190.9	150.6
SEP	101.7	89.5	96.4	87.0	79.4	84.5	106.4	75.0	70.2	93.4	102.0	91.4	89.6	73.2	93.9	77.4	88.0
OKT	82.1	81.1	99.7	78.5	77.6	53.2	71.5	62.2	43.0	69.8	74.5	60.8	57.4	58.6	71.6	58.0	55.7
NOV	61.5	54.4	66.9	61.5	60.4	67.1	67.6	57.0	88.4	66.5	81.0	54.5	68.5	60.4	75.8	65.2	68.9
DEC	41.7	31.8	38.1	33.3	36.2	51.0	51.8	45.1	49.1	58.4	52.1	46.3	53.8	50.7	56.0	51.2	47.4
JAAR	912.6	891.7	947.3	827.4	847.1	728.7	879.8	861.5	746.7	892.0	847.2	885.1	834.2	844.8	838.5	856.1	741.8
NORM	785.2			775.9			858.6	806.9	773.1	845.0	802.4	799.7	781.6	751.5	794.7	781.7	725.1

NR	DISTRICT 6														DISTRICT 7		
	345	349	354	358	361	362	664	665	668	670	672	675	681	687	225	229	426
MND	VROOMS HOOP	KLA ZIENA VEEN	DE DEMS VAART	ROU VEEN	TUB BERGEN	RUINER WOLD	AL MELO	EN SCHEDE	HENGE LO (OV)	TWEN THE	HELLEN DOORN	WEER SELO	LET TELE	HOL TEN	OVER VEEN	ZAND VOORT	ZOE TER MEER
JAN	38.1	38.4	43.0	40.5	38.0	44.1	46.4	45.4	41.7	40.5	44.1	39.7	41.4	37.6	64.8	51.8	63.5
FEB	57.0	46.3	65.3	62.5	53.9	61.3	54.4	61.1	50.3	61.9	63.9	55.6	51.5	59.7	68.3	67.5	80.2
MRT	72.6	94.0	80.7	87.1	56.9	72.0	63.9	69.1	67.3	71.1	65.5	60.0	60.2	68.1	56.1	51.6	67.9
APR	35.6	27.4	33.5	35.3	36.8	28.7	39.0	33.6	32.2	41.8	52.4	31.9	43.5	45.6	31.0	27.5	40.5
MEI	47.0	43.5	58.6	57.1	58.7	55.7	62.8	49.3	60.4	65.6	53.1	57.3	68.2	65.6	53.7	59.9	74.7
JUN	24.1	28.8	22.1	22.3	34.0	18.0	32.6	16.2	13.5	11.2	18.6	14.1	18.1	38.0	30.7	15.8	44.5
JUL	102.3	71.1	134.6	118.4	66.1	124.9	94.4	65.4	82.9	74.7	122.4	69.7	114.0	75.4	87.6	88.7	67.3
AUG	204.8	139.7	179.6	201.6	181.5	182.8	229.5	253.7	246.1	238.2	236.5	228.4	244.6	263.4	206.1	192.7	230.1
SEP	76.8	73.3	92.6	90.3	81.5	81.8	67.3	61.9	78.0	70.0	71.3	78.1	79.8	73.6	108.3	94.4	111.4
OKT	47.4	53.4	71.7	62.7	39.1	53.7	42.0	55.5	50.6	56.9	52.2	37.6	53.2	54.0	96.9	92.4	98.4
NOV	66.9	73.2	66.3	58.8	89.3	64.8	89.3	98.0	103.4	107.8	85.1	87.2	92.5	88.3	85.5	88.9	117.2
DEC	50.5	44.3	53.8	48.5	56.2	40.2	51.5	69.4	57.4	56.0	64.7	58.0	43.5	52.9	63.8	61.8	83.2
JAAR	823.1	733.4	901.8	885.1	792.0	828.0	873.1	878.6	883.8	895.7	929.8	817.6	910.5	922.2	952.8	893.0	1078.9
NORM	766.8	717.8	800.4	800.8	774.5		800.9	770.9	786.4	767.6	790.9	781.6	786.2		840.8	777.7	

NR	DISTRICT 7																	
	435	437	438	439	440	441	442	443	444	449	450	453	454	455	456	458	461	463
MND	HEEM STEDE	LIJN DEN	HOOFD DORP	ROELOF ARENDS VEEN	SCHE VE NINGEN	AM STER DAM	BOS KOOP	GOUDA	KAT WIJK	DELFT	NU MANS DORP	BERG SCHEN HOEK	LISSE	STRIJ EN	OOST VOORNE	AALS MEER	BAREN DRECHT	N.HEL VOET
JAN	50.7	52.4	54.7	48.5	58.2	40.9	54.6	54.6	56.9	56.4	68.1	59.6	50.4	45.3	64.2	47.2	53.6	69.0
FEB	70.5	73.6	73.9	76.7	77.3	71.0	79.6	77.6	74.4	87.4	70.5	81.9	69.6	53.0	82.0	70.3	64.9	77.3
MRT	54.1	58.2	67.7	59.7	53.9	56.6	74.5	68.9	54.7	59.3	64.9	62.6	58.1	54.2	53.0	60.3	63.7	50.7
APR	35.4	38.4	40.5	41.0	29.2	51.3	38.8	30.6	27.9	36.3	37.1	41.9	26.9	43.7	32.7	49.6	35.1	42.3
MEI	57.1	54.3	63.0	59.5	69.2	54.4	77.9	70.5	62.8	69.8	59.5	69.9	47.4	55.9	43.0	62.6	74.2	43.6
JUN	34.3	34.0	35.8	40.6	31.4	34.8	20.8	17.2	21.6	38.9	39.0	34.1	31.9	29.8	34.2	25.0	47.3	24.7
JUL	75.8	68.9	67.4	80.6	70.6	66.0	75.6	88.1	59.3	62.2	77.5	66.5	87.5	69.0	63.8	74.3	66.7	55.9
AUG	229.2	232.9	220.6	229.2	217.5	243.9	185.4	156.5	200.7	209.9	181.3	186.3	195.0	161.1	164.1	219.3	148.4	147.1
SEP	118.9	108.0	120.0	117.5	120.4	96.2	92.1	96.5	112.4	121.4	111.4	101.7	118.1	99.5	82.3	106.3	137.1	87.2
OKT	98.2	118.3	109.7	104.6	97.5	103.3	90.9	84.8	93.2	98.0	81.2	100.8	108.2	76.6	99.7	108.7	88.7	82.1
NOV	80.9	82.0	89.3	90.1	124.6	70.0	92.1	85.0	112.3	105.4	108.8	95.0	91.8	112.2	122.9	78.8	99.3	121.9
DEC	67.1	56.4	61.3	49.3	60.0	53.8	56.0	57.8	47.7	63.8	67.1	65.2	60.7	44.4	72.9	58.4	49.4	72.9
JAAR	972.2	977.4	1003.9	997.3	1009.8	942.2	938.3	888.1	923.9	1008.8	966.4	965.5	945.6	844.7	914.8	960.8	928.4	874.7
NORM	827.9	832.1	860.4	830.8	849.5	866.6	851.7	820.3	842.8	849.4	799.8	874.3	812.8	802.1	807.5	831.2	887.3	774.2

## DISTRICT 7

NR	464	467	469	470	473	474	477	479	480	481	482	483	548	559	561	563	572
MND	BRIEL LE	POORTU GAAL	LEIDEN	ZEG VELD	R'DAM WH	VALKEN BURG VK	H.VAN H'LAND M'PAD	MAAS LAND	HON SELEERS DIJK	VOOR SCHO TEN	HENDRIK IDO AM BACHT	KRIM- PEN AD LEK	LOENEN A/D VECHT	VLEU TEN	BEN SCHOP	WEESP	AB COUDE
JAN	67.8	59.6	61.6	50.0	57.9	61.2	48.9	55.9	54.4	59.4	54.2	58.8	40.1	45.6	44.3	52.5	51.5
FEB	85.7	72.6	81.3	65.3	76.6	75.8	74.7	81.3	85.1	79.0	66.8	83.1	77.2	65.6	65.3	74.8	73.2
MRT	53.7	63.8	74.9	63.4	71.2	64.9	43.1	51.9	55.2	69.8	67.9	62.3	70.6	65.7	59.8	76.6	76.2
APR	31.9	36.3	43.5	37.6	38.6	34.5	33.9	27.5	28.7	37.6	48.6	40.8	32.8	31.9	41.5	38.6	41.0
MEI	49.3	70.9	60.2	65.2	72.7	70.6	54.0	60.2	59.1	70.7	68.9	65.6	75.5	76.2	67.1	76.6	84.3
JUN	26.2	23.4	43.5	27.4	23.7	19.8	26.8	26.3	20.4	29.6	24.9	29.0	14.5	15.8	20.0	25.3	32.5
JUL	63.4	58.4	66.8	78.0	62.5	65.7	66.7	77.3	82.2	63.1	78.1	73.3	83.0	98.5	88.5	81.9	82.1
AUG	161.8	149.5	263.9	200.9	176.9	219.7	164.4	159.0	186.0	249.9	155.2	169.3	205.3	180.5	146.2	227.5	213.2
SEP	92.3	115.8	113.8	96.9	114.3	126.2	88.6	103.0	109.3	105.4	93.3	97.4	109.6	84.5	93.1	95.3	114.8
OKT	86.7	95.8	106.6	92.5	95.8	111.1	93.5	98.7	96.9	100.3	80.8	89.2	95.2	91.2	75.7	90.4	110.3
NOV	136.7	89.4	123.0	90.2	86.9	119.6	109.2	113.4	112.1	124.1	106.8	101.8	78.8	88.2	89.9	66.0	72.2
DEC	71.3	56.2	70.1	41.6	60.3	61.6	52.3	55.4	60.0	61.1	52.6	64.0	51.6	44.9	53.5	46.1	55.5
JAAR	926.8	891.7	1109.2	909.0	937.4	1030.7	856.1	909.9	949.4	1050.0	898.1	934.6	934.2	888.6	844.9	951.6	1006.8
NORM	835.9	848.5	840.6	790.2	859.9	810.9							836.7	794.1	795.2	808.4	830.4

## DISTRICT 8

NR	328	329	336	350	509	510	514	523	541	542	543	546	547	550	557	558	560	564
MND	HEERDE	WAPEN VELD	OLDE BROEK	ELBURG	DOORN	VAAS SEN	EPE	WIJK B/DUUR STEDE	ARNHEM	PUT TEN	APEL DOORN	WOUDEN BERG	NIJ KERK	DE BILT	EER BEEK	LUN TEREN	AME RONGEN	HULS HORST
JAN	51.8	46.8	49.5	47.7	50.1	43.0	41.6	48.5	51.9	42.8	39.8	45.5	41.5	52.9	35.5	38.2	43.1	46.0
FEB	65.3	64.8	56.5	61.5	67.3	60.8	61.3	66.0	68.9	59.0	63.0	54.0	79.4	65.6	61.6	62.1	54.6	57.7
MRT	78.4	78.3	76.3	71.7	71.9	69.9	69.0	61.7	82.4	61.4	75.2	64.6	60.7	75.5	71.6	63.2	64.2	77.7
APR	36.5	37.0	41.7	37.3	42.3	27.3	33.8	43.2	39.3	33.3	33.7	40.8	29.4	33.4	44.2	36.5	37.0	33.3
MEI	70.6	66.5	62.5	64.5	71.5	67.3	81.1	60.0	72.6	63.0	74.3	57.4	55.9	74.8	61.7	67.4	63.5	58.3
JUN	16.6	13.7	26.5	30.5	19.0	26.3	20.8	13.3	18.1	23.2	33.1	15.2	21.7	21.2	19.0	30.6	17.9	33.0
JUL	132.7	117.3	169.4	143.6	94.2	124.6	149.3	80.6	89.1	113.4	124.5	98.3	97.8	79.8	80.0	95.7	95.5	98.6
AUG	195.7	183.1	201.0	197.9	175.1	248.1	193.4	146.7	206.7	249.9	257.3	145.1	214.2	166.5	227.7	185.6	180.5	186.3
SEP	73.6	72.2	82.3	85.5	87.2	77.9	80.7	77.6	93.1	74.9	76.5	64.6	80.8	94.3	74.3	78.2	66.7	75.4
OKT	57.9	64.2	64.1	68.6	90.8	69.8	61.1	79.0	87.4	77.3	71.8	80.6	75.1	99.6	61.5	76.6	76.7	73.5
NOV	65.8	61.8	64.6	62.6	82.9	87.1	66.2	76.8	122.1	74.9	93.4	87.4	70.5	86.9	99.5	93.7	77.3	63.6
DEC	43.0	46.1	43.9	38.5	51.9	48.8	51.2	48.1	62.3	42.5	54.8	50.2	33.8	50.8	52.5	47.0	46.0	41.9
JAAR	887.9	851.8	938.3	909.9	904.2	950.9	909.5	801.5	993.9	915.6	997.4	803.7	860.8	901.3	889.1	874.8	823.0	845.3
NORM	802.8	827.0	828.4	729.6		873.3	851.2	734.1	864.8	875.7	906.3	820.5	777.5	826.9	859.9	831.6	815.3	802.3

## DISTRICT 8

NR	565	567	570	571	573	576	578	579	580	582	583	591	593	595	596	588	645
MND	VOORT HUI ZEN	KOOT WIJK	ELS PEET	HARS KAMP	BEEK BERGEN	SPA KEN BURG	OOSTER BEEK	VEE NEN DAAL	BARNE VELD	HA MERS VELD	WAGE NINGEN PD	DEE LEN	LAREN	SOEST	EEMNES	DUI VEN	HENGE LO (GLD)
JAN	39.6	45.0	40.5	35.4	43.0	40.9	43.8	39.0	37.5	47.5	35.5	42.2	46.7	47.1	43.6	36.4	29.5
FEB	54.3	57.5	62.4	58.4	66.7	65.0	69.6	70.5	56.8	67.7	59.4	68.1	68.5	69.8	66.3	51.6	53.2
MRT	57.4	69.1	77.2	60.1	78.8	69.0	73.1	72.3	60.8	62.5	64.0	72.7	72.3	75.9	61.0	64.2	77.3
APR	32.8	36.2	39.5	28.9	45.8	44.4	36.8	31.6	35.3	34.6	29.4	38.9	48.2	42.2	42.2	31.1	40.1
MEI	59.5	73.7	69.3	67.5	78.9	60.9	70.1	76.3	57.6	65.8	67.6	69.2	70.9	71.7	76.2	57.5	51.6
JUN	24.1	29.2	35.4	21.9	22.4	17.1	21.8	28.9	17.9	16.1	15.0	27.1	17.2	17.9	16.1	18.6	30.3
JUL	112.3	108.4	94.7	76.0	93.6	109.5	101.7	104.4	103.8	90.7	95.7	113.8	79.7	101.8	62.6	61.9	108.2
AUG	218.8	228.2	219.8	222.0	213.8	205.4	203.5	197.5	188.2	185.5	204.1	197.4	229.3	205.3	206.8	227.4	236.0
SEP	81.7	91.3	74.4	79.3	77.5	99.7	91.9	63.6	77.0	77.4	71.1	80.1	94.3	99.6	100.6	102.7	63.4
OKT	73.7	75.5	72.2	76.0	75.0	86.2	79.0	76.3	71.8	75.3	71.2	72.7	96.9	84.2	91.0	70.4	57.2
NOV	87.0	100.1	73.3	74.8	92.4	73.4	109.2	103.7	87.2	112.3	90.5	105.8	70.2	101.1	62.9	112.9	103.1
DEC	41.0	54.4	41.6	43.0	61.4	41.1	54.9	51.4	41.9	45.9	50.5	60.5	54.7	49.1	44.4	53.3	38.3
JAAR	882.2	968.6	900.3	843.3	949.3	912.6	955.4	915.5	835.8	881.3	854.0	948.5	948.9	965.7	873.7	888.0	888.2
NORM	822.0	861.0	900.2	822.9	936.3	780.3	869.4	796.4	846.2	868.9	798.0	858.5				782.1	

## DISTRICT 9

2010  
NEERSLAG 8-8 UUR (MM)

DISTRICT 9																	DISTRICT 10	
NR	663	666	667	669	673	674	678	679	680	682	683	684	686	688	689	434	465	
MND	LOCHEM	WIN TERS WIJK	DOETIN CHEM	BOR CULO	GEN DRIN GEN	REKKEN	ALMEN	HERWEN	AAL TEN	MAR KELO	LICH TEN VOORDE	LIE VELDE	WOOLD	HUP SEL	DEVEN TER	GROOT AMMERS	OUD AL BLAS	
JAN	42.4	47.2	36.1	43.7	30.7	36.9	36.7	25.1	40.7	31.6	39.4	39.2	51.4	40.2	37.0	52.9	56.6	
FEB	55.8	59.3	59.8	51.2	56.5	54.9	48.8	50.7	59.1	47.2	56.8	60.3	63.3	54.5	56.0	68.4	68.6	
MRT	65.1	77.6	76.1	66.4	76.9	61.7	58.1	70.6	94.1	67.9	75.5	72.8	88.6	62.4	53.9	56.6	64.8	
APR	32.9	27.7	36.0	23.0	23.5	29.7	40.0	28.8	31.7	41.0	26.7	25.1	36.4	21.0	40.5	36.7	39.4	
MEI	48.3	50.1	60.4	44.0	62.4	55.9	52.0	51.0	47.9	54.6	48.6	50.8	55.7	49.7	69.0	64.5	71.8	
JUN	34.0	8.8	9.5	7.3	7.6	8.3	24.9	10.6	8.0	43.1	8.7	6.4	13.5	8.2	15.6	20.5	19.5	
JUL	81.9	50.9	104.0	84.3	82.1	76.6	82.5	61.1	75.6	63.7	66.9	67.7	55.1	92.4	110.0	119.6	84.4	
AUG	204.4	266.4	232.5	274.2	182.9	261.9	197.7	211.8	236.2	210.5	254.0	295.2	233.9	272.2	257.4	155.9	169.8	
SEP	66.6	57.8	74.0	80.8	63.4	69.8	71.2	82.9	65.9	67.3	61.5	71.9	69.3	68.3	79.7	85.0	94.5	
OKT	55.5	50.3	60.9	57.3	62.2	51.6	51.5	70.5	55.3	51.1	54.6	56.8	59.1	60.1	49.5	71.5	86.6	
NOV	106.8	111.5	116.4	113.7	118.5	109.5	93.7	100.6	124.9	88.4	119.5	128.8	135.9	117.6	86.4	92.3	110.7	
DEC	46.6	58.2	53.9	47.9	43.8	59.5	47.1	42.6	64.1	45.1	56.6	44.8	67.0	55.1	46.9	53.6	64.5	
JAAR	840.3	865.8	919.6	893.8	810.5	876.3	804.2	806.3	903.5	811.5	868.8	919.8	929.2	901.7	901.9	877.5	931.2	
NORM	770.9	779.2	794.9	772.8	695.5	755.7	766.3	754.9	786.3	804.6	769.5					817.6	825.0	

DISTRICT 10														DISTRICT 11				
NR	539	549	562	569	584	589	830	835	836	840	910	917	446	447	462	471	705	
MND	NIJ MEGEN	CULEM BORG	TIEL	HEU MEN	GELDER MALSEN	ZET TEN	HER WIJNEN	ANDEL	GORIN CHEM	NIEU WEN DIJK	AMMER ZODEN	ZALT BOMMEL	GOEDE REEDE	DEN BOMMEL	DIRKS LAND	OUD DORP POLDER	BRES KENS	
JAN	31.9	46.8	41.1	42.4	45.0	31.7	42.5	49.1	51.8	51.3	42.2	43.6	69.7	71.3	69.2	70.4	51.5	
FEB	62.4	57.8	58.0	73.1	62.1	64.5	61.4	61.6	67.1	61.7	62.3	63.2	76.6	64.8	77.5	74.9	65.4	
MRT	72.1	69.1	69.4	85.7	68.1	67.2	60.8	57.4	67.9	58.5	59.0	70.2	45.3	61.2	49.8	45.9	41.4	
APR	33.7	46.9	35.3	28.8	32.4	32.0	35.1	35.3	45.8	37.5	25.9	27.2	24.8	41.3	49.1	23.3	24.8	
MEI	68.3	66.4	56.7	69.3	57.6	59.6	69.3	67.8	73.8	69.8	63.5	66.5	31.5	48.4	41.5	38.1	42.8	
JUN	13.8	16.6	17.0	11.7	18.3	20.3	14.3	16.6	21.8	20.4	13.2	16.4	28.2	29.0	32.1	35.1	22.5	
JUL	69.4	85.8	88.2	70.6	77.4	98.4	73.6	98.3	109.8	116.5	77.1	77.1	68.0	113.5	69.8	63.5	36.4	
AUG	211.4	151.7	145.0	164.0	148.7	186.7	163.1	158.4	172.7	150.5	175.9	162.6	125.0	141.6	123.9	139.2	180.6	
SEP	90.3	89.3	82.9	88.5	86.5	77.9	90.8	86.4	93.5	87.7	109.4	102.4	90.1	102.3	108.7	102.0	119.3	
OKT	62.5	73.3	71.1	79.0	76.7	71.1	72.6	77.9	82.3	78.3	74.0	75.5	81.7	82.2	86.4	96.1	107.8	
NOV	119.5	97.5	98.7	125.9	102.5	106.7	112.2	120.1	116.8	110.8	120.9	120.9	93.4	95.2	107.2	103.0	107.8	
DEC	47.9	44.5	48.4	57.0	49.9	45.2	47.3	52.4	56.1	51.6	49.4	47.7	69.3	49.8	60.4	71.9	54.5	
JAAR	883.2	845.7	811.8	896.0	825.2	861.3	843.0	881.3	959.4	894.6	872.8	873.3	803.6	900.6	875.6	863.4	854.8	
NORM	744.1	754.8	764.1	742.2	782.1	776.3	785.2	789.6	788.4	803.9	762.2	773.5	781.4	798.1	795.1	751.5		

DISTRICT 11																		
NR	733	735	736	737	738	740	741	742	743	744	746	747	749	750	751	752	754	755
MND	VLIS SINGEN	KAPEL LE	BROU WERS HAVEN	KERK WERVE	BIER VLIET	ST KRUIS	STAVE NISSE	TER NEU ZEN	NOORD GOUWE	ANNA JACOBA POLDER	WEST KAPEL LE	KRAB BEN DIJKE	WILHEL MINA DORP	RIL LAND	VROU WEN POLDER	HAAM STEDE	OVE ZANDE	KORT GENE
JAN	46.3	61.5	57.6	64.6	51.1	51.4	58.0	48.5	62.9	60.9	47.5	51.8	63.7	49.4	53.0	63.5	46.0	58.1
FEB	68.9	77.7	71.1	68.6	67.8	66.5	72.4	58.3	70.3	64.0	72.0	66.6	69.6	64.0	76.2	72.7	67.4	69.6
MRT	40.0	45.5	47.7	49.3	45.9	43.8	48.3	51.5	45.8	49.2	45.0	47.2	40.9	53.7	47.5	44.9	37.7	44.7
APR	24.9	38.0	26.1	32.3	42.9	33.6	42.3	39.4	36.2	31.9	21.7	35.6	42.5	21.4	26.9	32.8	37.2	37.8
MEI	32.6	44.5	48.4	38.9	48.2	46.8	50.7	43.0	45.6	39.0	31.7	36.2	49.3	36.4	25.4	37.0	51.4	37.1
JUN	30.7	22.2	33.8	33.4	41.8	24.6	31.4	20.7	29.7	26.2	30.5	20.7	36.8	27.3	48.3	42.5	39.0	36.2
JUL	37.8	53.5	68.4	63.3	62.0	53.3	66.2	49.8	65.9	87.2	60.3	62.0	64.3	58.3	65.4	77.7	52.8	75.9
AUG	205.2	188.8	141.8	127.6	188.2	188.8	149.6	229.1	143.0	149.5	200.3	165.7	143.6	167.8	194.9	138.9	218.0	136.5
SEP	97.7	92.7	100.3	101.5	88.1	93.5	121.3	91.0	119.8	126.9	89.3	123.6	92.7	126.5	81.3	90.7	87.8	95.9
OKT	89.0	106.7	100.1	111.3	105.0	134.4	94.7	94.0	95.2	84.5	88.8	100.1	89.0	97.2	89.7	108.2	90.3	101.7
NOV	127.9	136.1	104.0	123.1	111.7	122.5	108.5	105.4	98.5	110.7	154.8	114.9	130.6	113.0	171.6	133.7	118.1	143.7
DEC	58.8	70.8	59.8	75.4	56.8	58.8	65.2	49.7	60.1	51.6	69.1	66.5	77.6	55.0	71.5	77.4	60.1	73.7
JAAR	859.8	938.0	859.1	889.3	909.5	918.0	908.6	880.4	873.0	881.6	911.0	890.9	900.6	870.0	951.7	920.0	905.8	910.9
NORM	757.8	810.5	748.2	749.8	765.4	790.0	797.8	764.7	718.6	792.3	731.7	786.2	803.3	774.5	793.3	764.3	809.7	762.1

DISTRICT 11											DISTRICT 12						
NR	756	757	758	760	761	762	763	764	767	770	828	829	832	833	834	837	838
MND	MIDDEL BURG	THOLEN	WOL PH'RTS DIJK	'S HEE REN HOEK	PHI LIP PINE	SCHOON DIJKE	CAD ZAND	KLOOS TER ZANDE	KA PELLE BRUG	WEST DORPE	OUDEN BOSCH	ZUN DERT	BERGEN O/ZOOM	OOS TER HOUT	CHAAM	STEEN BERGEN	GINNE KEN
JAN	49.1	55.0	49.7	55.4	55.5	55.2	50.4	45.4	50.7	56.3	58.2	51.7	49.0	46.6	52.7	60.2	49.6
FEB	66.9	65.2	70.9	74.6	60.2	75.3	61.4	66.6	54.7	50.9	63.3	60.4	65.9	65.8	55.6	61.1	56.2
MRT	40.0	57.7	42.7	43.0	48.3	42.4	37.9	46.6	66.5	69.4	62.5	78.1	53.1	70.1	75.8	58.6	68.6
APR	23.5	32.7	25.1	37.9	34.1	32.0	25.8	33.5	22.3	23.9	33.6	26.2	17.7	42.7	27.9	43.3	25.9
MEI	33.3	46.8	29.1	38.3	43.4	45.5	43.6	34.8	35.0	36.4	52.6	46.3	51.3	75.8	49.8	50.5	45.6
JUN	45.8	27.5	37.2	51.9	27.4	23.4	40.4	27.2	29.5	22.6	33.9	26.4	21.7	16.9	13.8	17.0	22.1
JUL	42.1	78.6	58.0	46.5	52.3	44.1	51.2	54.1	58.9	64.2	93.8	111.8	64.9	113.6	82.1	92.9	99.5
AUG	203.1	155.6	170.3	190.6	202.4	211.8	190.4	194.3	195.0	224.0	128.2	162.7	161.0	132.6	140.8	139.5	162.3
SEP	100.7	116.8	87.7	103.0	98.7	108.9	86.4	93.9	134.6	103.8	120.1	94.5	108.9	119.2	85.3	107.9	85.5
OKT	103.5	89.9	111.4	90.4	110.9	111.6	103.9	88.9	83.0	94.5	85.5	87.2	94.0	90.6	77.2	89.5	75.2
NOV	140.4	116.5	150.9	132.9	117.1	125.2	127.9	104.8	118.8	119.6	128.5	114.7	129.4	131.5	114.4	127.7	126.8
DEC	64.0	55.5	70.3	67.3	48.0	66.3	55.7	58.9	61.3	51.5	55.4	54.3	47.2	50.2	56.1	55.1	48.7
JAAR	912.4	897.8	903.3	931.8	898.3	941.7	875.0	849.0	910.3	917.1	915.6	914.3	864.1	955.6	831.5	903.3	866.0
NORM	760.4	789.2	796.8	791.7	750.8	770.8	778.4	841.0	798.9		786.1	822.1	763.7	798.5	794.8	815.1	824.4

DISTRICT 12				DISTRICT 13														
NR	839	841		827	831	843	844	892	896	899	901	902	903	904	905	906	907	908
MND	HOOGER HEIDE	KLUN DERT		TIL BURG	ES BEEK	GILZE RIJEN	CA PELLE	GIERS BER GEN	HEL MOND	GEMERT	NU LAND	EIND HOVEN	MEGEN	SOME REN	ST ANTHO NIS	OIR SCHOT	BOX TEL	DEURNE
JAN	46.9	66.5		52.4	44.7	53.7	48.5	50.1	33.6	44.4	45.9	36.2	40.4	35.1	37.5	40.2	49.4	38.4
FEB	65.3	62.5		63.3	52.3	63.9	52.6	56.9	58.6	58.2	63.6	72.2	62.9	58.3	56.9	62.4	63.1	60.6
MRT	60.3	61.3		78.4	78.5	82.6	59.4	66.4	71.5	74.5	80.5	75.0	77.2	75.0	76.0	71.6	84.7	75.5
APR	22.7	32.2		21.4	21.2	26.8	33.5	26.7	18.4	16.3	26.9	20.8	32.5	22.8	19.9	24.6	19.4	19.7
MEI	49.8	50.1		57.1	52.3	61.5	67.1	71.4	64.6	75.8	74.0	62.9	64.4	73.9	81.2	67.1	66.1	66.3
JUN	22.0	14.8		22.1	18.3	15.4	12.9	18.5	19.8	25.4	21.1	17.0	15.4	2.7	10.4	12.2	14.6	5.1
JUL	65.9	110.6		117.4	80.5	91.9	88.2	74.7	91.8	119.1	74.5	72.5	84.1	75.7	98.6	82.3	70.8	94.4
AUG	167.5	130.0		146.0	152.7	159.4	141.6	131.7	145.8	139.6	175.8	159.9	198.7	129.3	157.8	129.0	150.1	152.7
SEP	92.7	106.0		84.2	97.6	91.1	87.6	77.6	81.7	84.4	103.9	76.6	84.7	73.6	75.0	109.8	99.0	73.2
OKT	104.0	76.4		78.3	79.8	80.8	80.7	76.2	60.8	67.0	72.6	62.8	71.6	60.7	62.7	69.2	67.7	56.2
NOV	124.6	113.0		131.7	122.9	135.5	115.2	130.8	96.4	127.9	136.0	102.0	106.0	110.9	127.7	120.9	126.6	98.5
DEC	54.1	52.1		55.5	62.0	58.2	51.7	57.0	43.3	57.6	45.4	53.2	41.4	58.4	46.6	57.5	52.7	47.5
JAAR	875.8	875.5		907.8	862.8	920.8	839.0	838.0	786.3	890.2	920.2	811.1	879.3	776.4	850.3	846.8	864.2	788.1
NORM	799.9	809.3		789.8	826.1	800.0	770.4		766.5	732.3	796.2	776.8	771.1	739.6	763.9	764.9	771.1	731.9

DISTRICT 13									DISTRICT 14								
NR	909	911	912	914	915	918	919	920	883	897	913	921	922	923	961	964	967
MND	MILL	DIN THER	LEENDE	OSS	EERSEL	MAAR HEEZE	EIND HOVEN VB	VOLKEL	SEVE NUM	VENLO	IJSSEL STEYN	VENRAY	SIEBEN GE WALD	ARCEN	ROER MOND	WEERT	HEI BLOEM
JAN	44.7	39.6	38.0	40.5	37.2	37.3	40.0	39.0	35.6	38.9	38.1	38.9	36.3	42.4	42.3	32.5	41.8
FEB	58.8	70.1	62.3	63.4	74.5	62.7	63.1	61.8	57.7	58.1	60.7	57.1	54.6	55.5	53.4	63.0	52.6
MRT	81.5	83.3	70.0	72.8	80.8	63.3	71.7	76.5	61.5	57.9	74.2	61.5	76.8	67.5	55.4	60.2	53.1
APR	23.5	24.1	21.3	27.9	24.1	17.3	26.2	22.0	23.0	18.0	25.1	23.1	23.2	20.8	14.7	22.3	17.4
MEI	76.6	63.8	75.8	53.2	56.7	78.6	65.8	61.9	84.9	72.3	67.7	72.1	71.6	64.2	66.1	71.8	64.9
JUN	6.3	7.4	5.3	17.6	16.1	5.8	16.3	10.4	8.1	11.9	13.3	16.1	12.8	10.3	16.7	6.8	7.2
JUL	80.9	96.2	77.6	70.3	68.3	66.2	54.0	100.0	69.8	113.4	96.7	71.9	89.5	82.1	57.0	59.3	73.7
AUG	188.2	146.4	148.9	147.9	157.1	148.4	136.7	175.9	175.7	165.0	164.4	143.1	190.7	163.2	140.0	147.3	146.0
SEP	82.2	85.8	83.6	93.7	100.9	78.2	88.8	73.2	71.7	68.2	73.7	75.1	67.6	64.9	68.9	89.7	78.7
OKT	72.3	69.6	59.5	77.6	69.2	57.1	70.1	66.9	54.2	56.8	56.7	61.9	60.9	54.1	55.8	53.2	53.2
NOV	115.9	126.8	122.2	112.2	117.2	137.7	102.4	115.7	111.6	139.8	101.4	106.1	130.1	118.7	101.4	103.3	119.7
DEC	47.1	47.9	58.2	44.1	61.1	66.7	57.4	45.2	53.6	58.2	50.3	45.5	47.3	54.6	55.2	68.9	59.9
JAAR	878.0	861.0	822.7	821.2	863.2	819.3	792.5	848.5	807.4	858.5	822.3	772.4	861.4	798.3	726.9	778.3	768.2
NORM	767.8	757.5	757.9	731.8	758.7	713.0	755.2	744.3	733.6	763.5	724.4	726.9			706.4	729.9	722.5



2010  
NEERSLAG 8-8 UUR (MM)

DISTRICT 14			DISTRICT 15												
NR	970	977	962	963	965	966	968	969	971	973	974	979	980	981	982
MND	STRAMP ROY	REUVER	UBACHS BERG	VAL KEN BURG	SCHAES BERG	SCHIN NEN	VAALS	STEIN	NOOR BEEK	BEEK	BUCH TEN	ECHT	EPEN	OOST- MAAR LAND	SCHIN VELD
JAN	36.4	39.6	42.0	53.2	53.0	52.0	65.9	40.6	50.1	45.5	38.3	36.0	53.9	37.0	41.4
FEB	64.7	61.2	62.4	72.5	69.2	81.8	84.3	69.1	66.5	65.7	65.5	57.5	75.8	57.6	61.9
MRT	60.9	62.3	52.5	59.4	53.8	61.9	74.3	64.8	55.2	57.6	71.0	59.8	58.2	56.6	57.7
APR	19.6	14.3	21.8	23.0	20.2	20.7	19.5	22.5	17.0	22.6	19.6	15.8	18.1	20.1	20.6
MEI	74.1	73.0	86.9	82.8	81.8	79.1	107.1	72.5	74.4	87.7	96.0	80.4	79.1	67.5	74.7
JUN	15.9	11.7	20.5	21.3	20.9	12.1	23.8	12.1	16.0	10.7	22.1	19.2	31.1	14.5	12.4
JUL	91.9	76.2	56.6	76.5	93.8	117.0	75.9	69.5	83.0	75.6	96.3	80.9	57.7	48.8	77.9
AUG	138.6	176.5	161.1	159.6	171.7	162.6	160.2	152.0	156.0	155.2	144.3	135.6	148.7	167.6	163.2
SEP	89.6	81.9	61.8	63.1	57.2	72.9	60.6	81.2	50.0	85.8	68.2	59.4	58.5	43.5	60.1
OKT	49.5	62.6	52.5	56.4	53.0	53.8	54.3	51.5	61.4	51.7	46.7	46.3	51.8	59.4	51.6
NOV	109.6	114.9	123.9	141.4	123.0	155.7	150.2	132.4	119.1	147.4	120.0	106.2	123.2	129.4	125.6
DEC	60.2	55.0	80.8	81.1	96.1	98.6	104.5	72.7	86.7	83.0	65.8	64.1	81.2	54.8	80.9
JAAR	811.0	829.2	822.8	890.3	893.7	968.2	980.6	840.9	835.4	888.5	853.8	761.2	837.3	756.8	828.0
NORM	705.4	734.4	810.3	841.1	778.2	816.5	902.7	774.4	813.0	750.2	732.1	695.3			

NR	270	277	286	249	269	279	210	240	275	290	344	356	283	323	319	350	370	375	377	391
MND	LAU										WILHELM									
	LEEU WARDEN	WERS OOG	NIEUW BEERTA	BERK HOUT	LELY STAD	HOOGVALKEN VEEN	SCHIP BURG	SCHIP HOL	DEE LEN	DEE TWENTE	R'DAM	HER WIJNEN	HUP SEL	MINA DORP	WEST DORPE	GILZE RIJEN	EIND HOVENVOLKEL	ELL	ARCEN	
JAN	7.6	5.9	6.3	8.3	7.5	7.0	9.2	8.0	7.5	6.9	8.9	9.7	8.2	9.1	8.7	9.2	8.7	8.6	8.2	6.8
FEB	11.0	10.2	10.9	11.0	10.0	10.4	11.8	10.7	9.7	10.6	11.0	11.8	10.1	12.6	12.3	11.1	11.0	10.2	11.6	9.6
MRT	34.3	35.1	33.7	36.1	36.1	34.9	38.6	36.2	35.0	35.6	37.9	37.9	36.6	40.4	38.2	37.6	38.4	36.6	37.2	35.6
APR	70.5	73.3	69.2	74.7	71.4	69.4	75.7	76.6	70.2	69.2	74.4	72.9	69.3	78.2	72.3	71.5	70.9	70.7	70.6	68.4
MEI	78.2	84.8	77.4	79.1	76.4	74.0	80.0	77.5	70.9	70.1	74.5	75.2	73.2	81.9	77.5	74.4	75.0	75.3	77.3	74.1
JUN	102.1	105.6	107.5	106.0	105.8	107.4	108.4	108.9	108.3	111.9	110.4	114.5	112.3	112.5	107.3	113.7	115.4	115.9	115.7	114.3
JUL	113.8	115.8	117.9	113.2	113.9	117.9	111.8	114.5	115.9	119.1	109.7	114.6	118.4	111.1	107.0	115.9	114.5	115.3	115.3	113.5
AUG	71.8	74.9	74.8	75.9	71.2	73.3	78.0	73.1	65.7	67.5	72.5	75.1	70.2	71.6	72.3	73.4	73.9	70.9	73.0	70.5
SEP	45.8	46.4	44.6	47.8	45.5	43.9	50.2	46.1	44.7	44.7	49.0	48.2	45.0	53.3	51.7	49.5	49.9	48.1	51.3	48.7
OKT	28.1	28.5	26.8	29.8	28.0	27.6	31.1	29.0	28.5	27.8	29.5	30.1	27.4	33.1	32.2	30.3	30.9	28.9	32.3	30.0
NOV	9.2	8.8	8.3	10.2	9.0	9.0	10.2	10.1	8.9	8.6	9.5	9.8	8.5	10.3	10.7	9.3	9.1	8.7	9.8	8.9
DEC	5.7	5.7	5.6	5.5	5.2	5.6	6.1	5.5	5.5	5.0	6.0	5.5	5.9	7.1	7.2	6.0	5.6	5.5	6.1	5.1
JAAR	578.1	595.0	583.0	597.6	580.0	580.4	611.1	596.2	570.8	577.0	593.3	605.3	585.1	621.2	597.4	601.9	603.3	594.7	608.4	585.5

REFERENTIE  
GEWASVERDAMPING (MM)DOORLOPEND POTENTIEEL  
NEERSLAGOVERSCHOT (MM)

## AANTAL SNEEUWDEKDAGEN

NR	235	280	260	310	380	NR	235	280	260	310	380	NR	025	161	550	733	973
MND	DE KOOY	EELDE	DE BILT	VLIS SINGEN	BEEK	MND	DE KOOY	EELDE	DE BILT	VLIS SINGEN	BEEK	MND	DE KOOY	EELDE	DE BILT	RIT THEM	BEEK
JAN	7.9	6.8	8.6	9.0	7.4	JAN	7.9	6.8	8.6	9.0	7.4	JAN	23	22	17	14	22
FEB	11.4	11.4	11.2	13.2	12.2	FEB	11.4	11.4	11.2	13.2	12.2	FEB	10	15	10	4	12
MRT	37.1	34.4	36.3	40.3	36.3	MRT	37.1	34.4	36.3	40.3	36.3	MRT	.	1	1	.	1
APR	76.5	68.3	72.4	79.7	68.5	APR	76.5	68.3	72.4	79.7	68.5	APR	-62	-30	-42	-61	-44
MEI	83.3	73.1	75.3	83.2	74.9	MEI	83.3	73.1	75.3	83.2	74.9	MEI	-95	-27	-51	-113	-35
JUN	102.9	105.9	112.0	112.9	116.4	JUN	102.9	105.9	112.0	112.9	116.4	JUN	-156	-109	-145	-202	-143
JUL	113.3	116.9	113.5	116.3	115.5	JUL	113.3	116.9	113.5	116.3	115.5	JUL	-204	-112	-181	-282	-210
AUG	80.0	71.6	69.8	78.3	73.2	AUG	80.0	71.6	69.8	78.3	73.2	AUG	-124	-16	-95	-174	-138
SEP	47.6	44.4	47.1	55.6	52.1	SEP	47.6	44.4	47.1	55.6	52.1	SEP	-79	26	-52	-142	-132
OKT	30.0	27.3	29.2	34.2	31.5	OKT	30.0	27.3	29.2	34.2	31.5	OKT	-55	71	7	-85	-111
NOV	11.3	8.7	9.5	11.2	8.5	NOV	11.3	8.7	9.5	11.2	8.5	NOV	1	5	1	1	2
DEC	5.8	5.9	5.0	7.0	5.5	DEC	5.8	5.9	5.0	7.0	5.5	DEC	19	25	24	16	28
JAAR	607.1	574.7	589.9	640.9	602.0	JAAR	607.1	574.7	589.9	640.9	602.0	JAAR	SNEEUWDEK DAG IS EEN DAG WAAROP EEN SNEEUWDEK IS GECONSTATEERD OM 08.00 UUR				

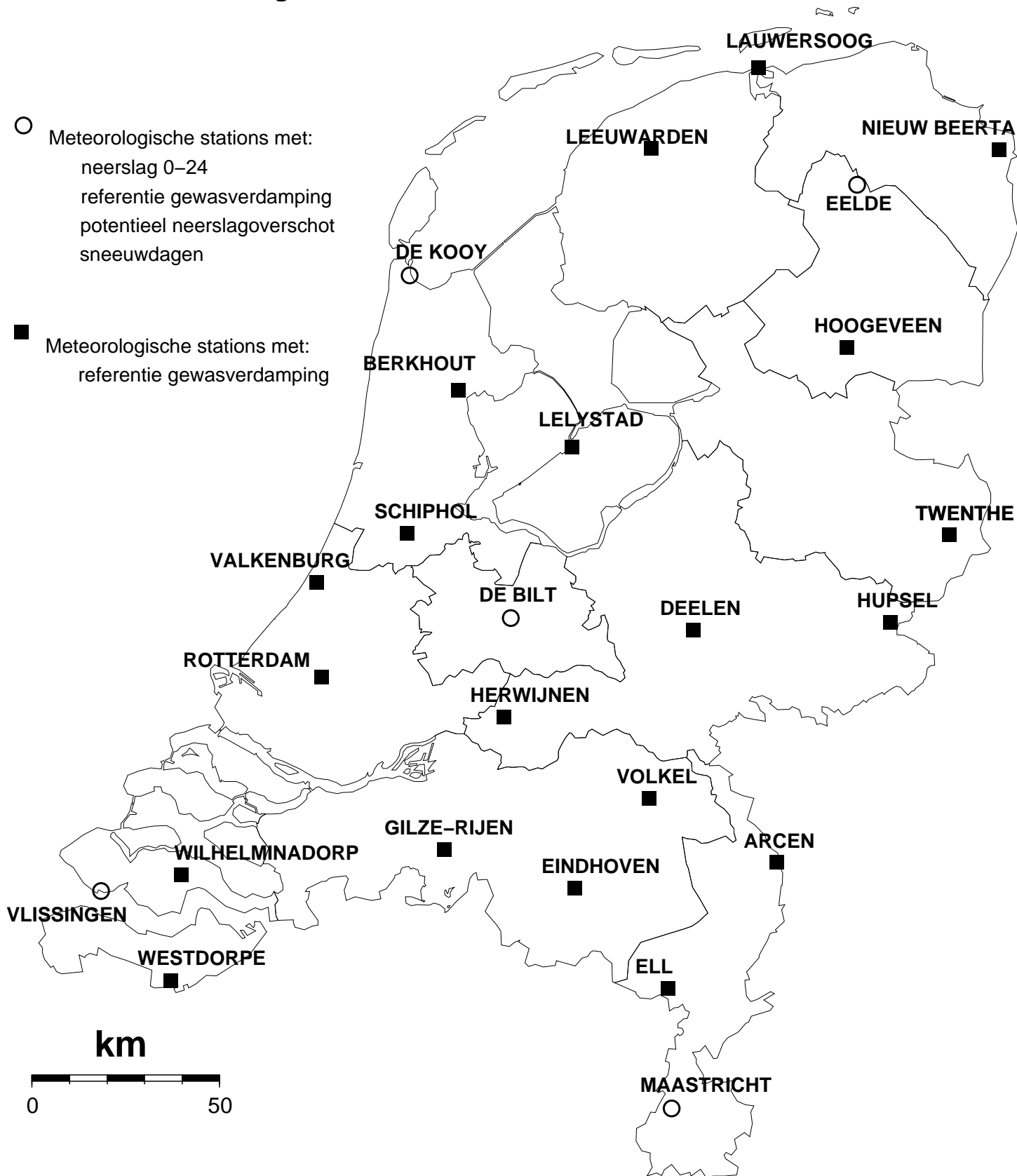
## NEERSLAGGEMIDDELDEN PER DISTRICT (MM)

	D1	D2	D3	D4	D5	D6	D7	D8
JAAR	800.3	821.8	842.3	859.6	861.7	847.4	947.8	899.8
NORM	791.9	806.6	799.8	815.5	793.1	785.4	828.7	834.0
	D9	D10	D11	D12	D13	D14	D15	LAND
JAAR	872.3	875.5	894.3	889.1	847.3	803.1	858.3	868.7
NORM	769.4	779.2	778.2	801.5	763.0	727.4	791.4	796.4

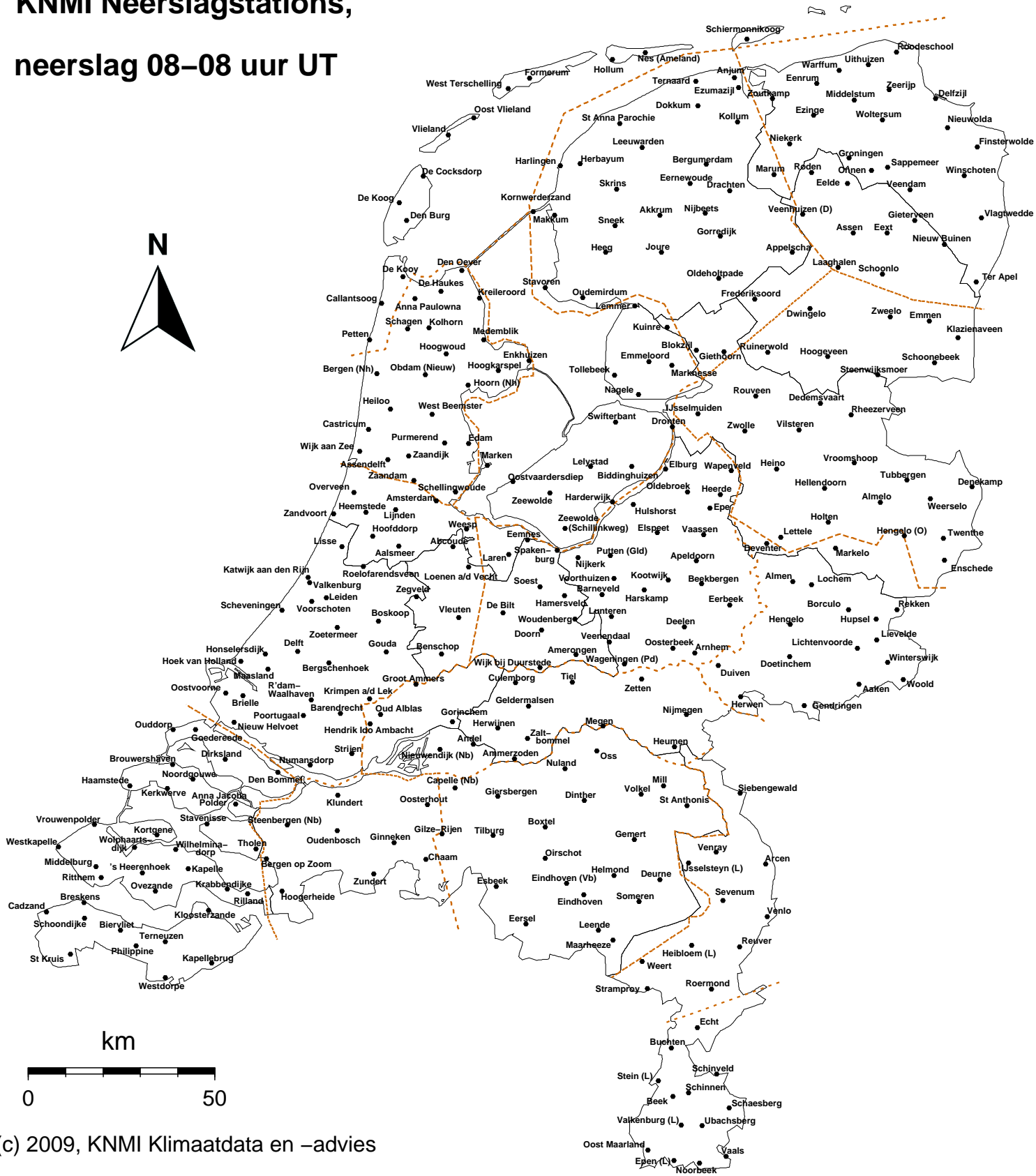
HOOGSTE JAARSOM 1109.2 MM TE  
469 LEIDENLAAGSTE JAARSOM 706.9 MM TE  
66 HARLINGENHOOGSTE MAANDSOM 295.2 MM IN  
AUGUSTUS TE 684 LIEVELDELAAGSTE MAANDSOM 2.7 MM IN  
JUNI TE 904 SOMERENHOOGSTE DAGSOM 138.2 MM OP  
27/08 TE 684 LIEVELDE

NORMALEN: TIJDVAK 1971-2000

## Kaart met meteorologische stations

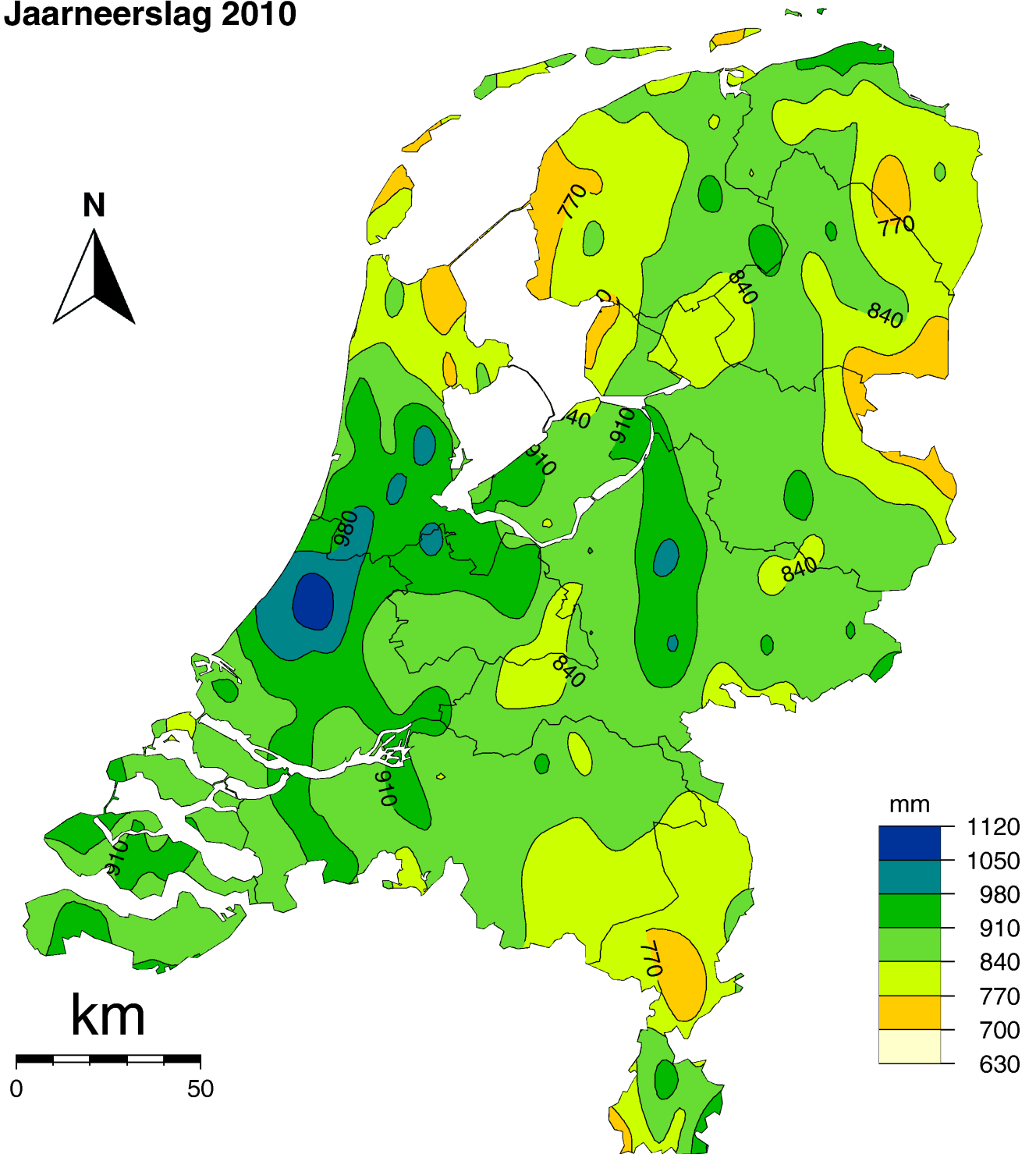


# KNMI Neerslagstations, neerslag 08–08 uur UT



(c) 2009, KNMI Klimaatdata en -advies

# Jaarneerslag 2010



(c) 2011, KNMI Klimaatdata en -advies



Dit rapport is een uitgave van:

**Koninklijk Nederlands Meteorologisch Instituut**  
Klimaatdata en -advies  
Postbus 201 | 3730 AE De Bilt  
[www.knmi.nl](http://www.knmi.nl) | [klimaatdesk@knmi.nl](mailto:klimaatdesk@knmi.nl)