



Koninklijk Nederlands
Meteorologisch Instituut
Ministerie van Verkeer en Waterstaat

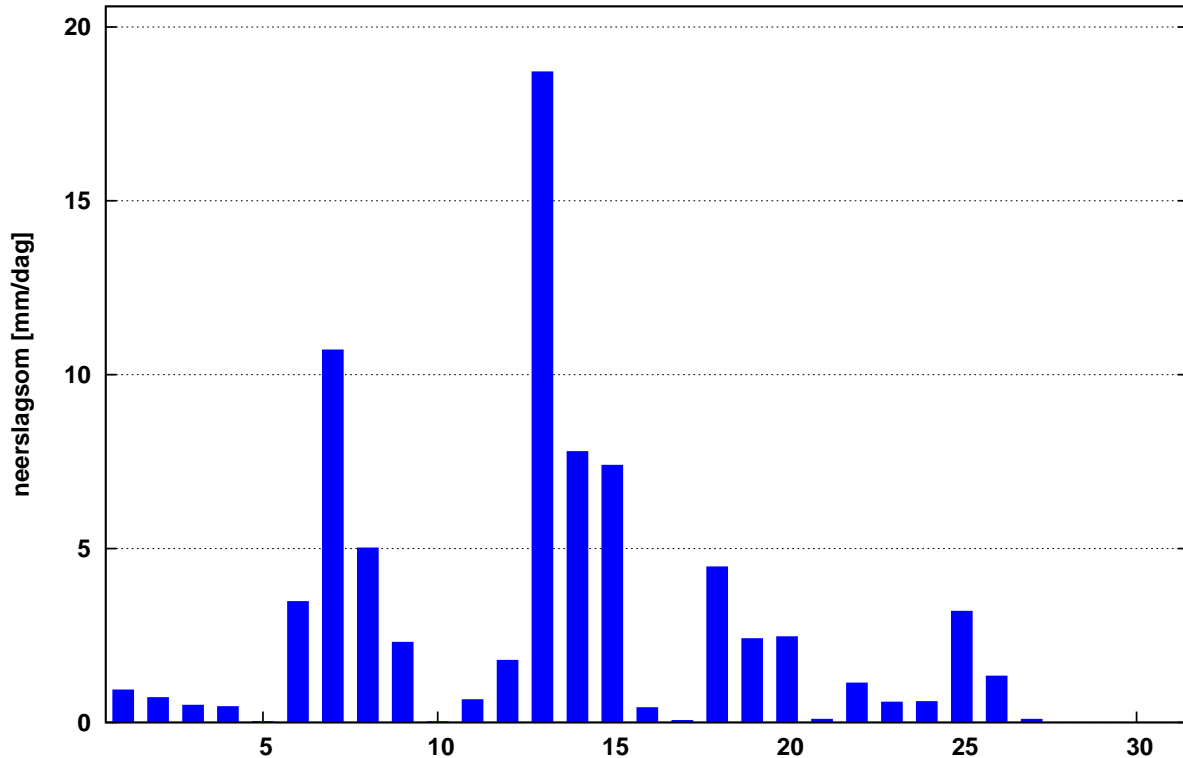
Maandoverzicht neerslag en verdamping in Nederland

januari 2011



Landelijk gemiddelde dagelijkse neerslagsom januari 2011 (gebaseerd op 326 stations)

Maandsom: 78 mm Normaal: 69 mm



In het Maandoverzicht neerslag en verdamping in Nederland (MONV) zijn dagelijkse gegevens van neerslag, verdamping, potentieel neerslagoverschot en sneeuwdagen opgenomen. Daarnaast worden decade- en maandwaarden vermeld. De metingen worden verricht op ca. 325 KNMI-neerslagstations en 25 KNMI meteorologische stations, alwaar uit metingen van temperatuur en straling de referentie-gewasverdamping wordt berekend. Het MONV is ruim 75 jaar uitgegeven als KNMI-periodiek en wordt sinds 2009 verspreid via internet (<http://www.knmi.nl/klimatologie/monv>).

KNMI
Klimaatdata en -advies
Postbus 201
3730 AE De Bilt
e-mail: Klimaatdesk@knmi.nl

JANUARI 2011

NEERSLAG 8-8 UUR (MM)

DISTRICT 1														DISTRICT 2								
NR	10	11	12	15	16	17	18	19	21	22	24	25	26	61	64	65	66	67	68	69		
DAG	W.TER HOL LUM	SCHIER SHEL LING	SCHIER MONNIK OOG	OOST VLIE LAND	PETTEN	DEN BURG	NES AME LAND	DE COCKS DORP	CAL LANTS OOG	DE KOOG	VLIE LAND	DE KOOY	FOR MERUM	SKRINS	SNEEK	MAK KUM	HAR LINGEN	DOK KUM	ST ANNA PAR.	APPEL SCHA		
1	0.7	0.8	0.7	1.0	0.3	0.6	1.3	0.7	0.4	0.6	0.6	0.5	0.6	0.2	1.0	0.8	1.1	1.4	1.1	1.7		
2	0.4	1.0	0.9	1.5	1.4	1.0	0.1	1.0	3.3	1.1	0.6	1.2	0.9	0.3	.	0.2	1.0	0.9	0.3	1.8		
3	.	2.2	0.1	2.2	0.1	0.2	1.4	0.5	0.5	0.2	0.3	2.7	2.7	1.1	1.0	0.9	2.2	0.4	0.5	0.1		
4	.	0.4	0.3	0.3	0.5	0.2	.	.	0.8	0.2	.	0.1	0.8	0.4	.	.	0.2	0.1	0.1	0.1		
5	0.5	0.8	0.4	1.2	0.1	0.2	0.5	0.3	0.2	0.1	0.3	0.2	0.5	0.2	0.3	.	.	0.1	0.1	.		
6	1.3	1.8	0.7	2.0	2.3	2.5	1.0	2.0	2.6	2.0	1.0	3.3	2.1	1.8	1.8	1.6	1.7	2.2	1.6	4.0		
7	0.6	0.4	0.9	0.5	6.8	2.6	0.8	0.6	5.4	1.5	1.0	5.5	0.3	3.4	4.9	3.9	3.0	3.0	2.3	8.5		
8	6.6	6.4	5.0*	6.1	4.1	11.4	7.1	9.8	4.4	8.0	6.0	3.9	6.8	3.3	3.4	4.0	7.5	4.1	8.3	2.9		
9	2.1	1.6	0.1	2.0	1.6	1.4	2.0	1.8	1.4	1.5	1.5	1.0	0.8	0.6	0.7	1.0	1.2	0.9	1.2	0.5		
10	0.4	.	.	.	0.1	.	.		
11	0.3	.	.	.	1.3	.	.	.	1.0	.	.	0.6	0.2	.	.	.	0.1	.	.	.		
12	2.0	2.4	1.5	2.0	2.3	2.4	2.0	2.5	2.5	2.7	1.6	2.5	2.3	2.5	2.7	1.6	2.3	1.5	2.0	2.0		
13	1.4	2.7	1.3	3.8	9.8	8.0	1.2	6.0	8.0	5.8	4.4	8.3	4.1	4.3	6.2	5.2	3.2	2.0	2.9	4.7		
14	7.0	4.6	8.3	2.9	3.1	3.7	6.2	3.0	2.7	3.5	2.5	2.9	3.2	4.4	5.9	2.8	3.7	6.2	4.5	9.2		
15	1.6	0.6	1.8	0.9	6.2	1.6	1.4	2.3	5.4	1.7	1.0	3.3	0.3	4.8	7.7	3.5	1.5	4.4	2.7	11.0		
16	2.2	2.7	2.3	3.2	1.7	2.6	2.0	2.8	1.8	2.8	2.3	1.5	2.4	2.7	2.3	1.8	2.1	2.7	2.0	0.5		
17	0.4	0.6	.	.	0.4	0.3	.	0.2	.	0.5	0.1	.	.	0.2	0.4	.		
18	7.6	7.0	5.5	6.8	3.6	7.4	6.5	6.8	2.7	6.0	5.5	4.9	6.0	5.1	3.5	4.5	5.7	5.6	6.5	2.3		
19	0.1	0.1	0.2	0.3	0.2	.	0.3	0.1	0.1	0.1	0.2	0.2	0.2	0.1	.	0.1		
20	0.5	5.3	1.5	0.6	3.1	0.7	.	0.3	1.2	0.7	.	1.3	2.5	1.0*	1.2	1.9	3.7	.	2.3	2.0		
21	1.4	2.8	0.4	0.5	.	0.3	0.5	0.7	.	0.4	0.5	.	2.1	0.4	0.1	.	0.7	0.4	1.2	.		
22	1.0	0.7	0.4	0.2	0.9	1.0	0.9	0.4	1.2	1.3	0.2	1.3	0.6	0.9	1.3	1.7	0.7	1.7	1.2	1.8		
23	0.2	0.2	0.1	0.3	1.0	0.3	0.2	0.4	0.7	0.5	0.3	0.9	0.2	.	0.3	0.3	0.1	0.2	0.3	0.3		
24	0.2	0.2	.	0.2	0.1	0.2	0.5	0.1	0.3	0.2	.	0.3	0.1	0.3	1.3	0.3	0.3	0.3	0.3	0.4		
25	1.6	0.8	1.0	1.8	2.3	1.1	2.0	1.3	2.2	1.3	1.0	0.7	1.9	1.0	3.1	1.2	0.8	1.3	3.1	4.4		
26	0.5	0.1	0.1	.	1.0	.	0.4	1.4	0.2	.	.	0.1	0.1	0.6	0.7	0.2	0.2	1.3	0.9	0.4		
27	0.5	0.5	0.4	0.3	.	0.1	0.7	0.2	.	0.1	0.2	.	0.9	0.4	0.7	.		
28	
29	
30	0.1	0.2	
31	0.1	.	.	.	
I	12.2	15.4	9.1*	16.8	17.2	20.1	14.2	16.7	19.0	15.5	11.2	16.0	15.5	11.7	13.1	12.4	17.9	13.2	15.5	19.6		
NORM	27.0	29.0	27.9	28.1	25.3	27.2	28.5	28.6	28.5	27.8	27.2	26.7	.	.	28.4	26.5	27.2	29.8	30.6	33.4		
II	22.7	25.4	22.4	20.5	31.7	27.0	19.6	23.7	25.7	23.5	17.3	25.6	21.1	25.4*	29.8	21.5	22.5	22.7	23.3	31.8		
NORM	16.8	17.1	17.2	17.6	14.9	16.1	16.4	17.5	17.0	16.8	16.8	16.3	.	.	16.8	16.9	16.3	17.6	18.3	19.1		
III	5.4	5.3	2.4	3.3	5.4	3.0	5.2	4.5	4.6	3.8	2.2	3.3	6.1	3.2	6.8	3.7	3.0	5.7	7.7	7.3		
NORM	24.0	26.0	24.4	26.4	23.4	27.0	25.2	25.5	26.1	26.6	23.8	24.3	.	.	25.4	24.9	25.7	27.5	26.8	29.8		
MND	40.3	46.1	33.9	40.6	54.3	50.1	39.0	44.9	49.3	42.8	30.7	44.9	42.7	40.3	49.7	37.6	43.4	41.6	46.5	58.7		
NORM	67.9	72.2	69.4	72.1	63.6	70.3	70.1	71.5	71.7	71.2	67.8	67.3	.	.	70.6	68.2	69.2	74.8	75.7	82.3		
DISTRICT 2																						
NR	70	73	75	76	77	78	79	80	81	82	84	85	86	87	89	90	91	166	171	326	338	
DAG	OUDE MIRDUM	DRACH TEN	OLDE HOLT PADE	KORN WERDER ZAND	KOLLUM	HER BAYUM	HEEG	STA VOREN	JOURE	GORRE DIJK	EZUMA ZIJL	LEEU WARDEN	NIJ BEETS	BER GUMER DAM	AK KRUM	EERNE WOUDE	TER NAARD	MARUM	AN JUM	FREDE RIKS OORD	GIET HOORN	
1	1.2	1.6	1.4	0.7	0.8	0.7	1.4	0.9	1.0	1.3	1.3	0.9	1.3	1.0	0.5	1.0	1.2	1.4	0.9	1.6	1.0	
2	.	0.2	0.3	1.0	0.8	.	.	0.5	0.9	.	1.5	0.2	0.1	.	0.2	0.1	1.0	0.6	1.4	0.6	0.3	
3	1.0	1.2	0.2	1.0	0.3	1.3	2.5	1.4	0.9	0.9	.	0.3	1.3	0.7	0.9	0.4	0.3	0.8	0.6	0.8	0.5	
4	0.2	0.5	.	0.1	0.4	0.1	.	.	.	0.7	0.5	0.3	.	.	0.1	
5	.	0.1	0.1	0.1	.	.	0.3	.	0.3	.	.	.	0.2	0.2	0.1	0.2	0.2	
6	3.4	2.9	3.4	2.1	2.9	1.6	2.0	1.4	3.7	3.2	2.8	1.9	3.1	3.0*	2.2	2.2	1.7	3.0*	1.8	3.6	2.9	
7	7.8	4.9	7.7	3.9	3.0	3.0	5.6	7.8	6.2	6.1	1.4	3.6	5.0	3.5	4.6	3.8	2.5	4.0*	2.9	10.0	12.6	
8	2.7	3.4	3.0	6.1	3.7	6.4	3.0	2.3	3.6	2.7	7.4	6.0	3.1	3.2	3.3	3.8	7.5	2.6	4.9	3.7	2.9	
9	2.0	1.7	0.6	1.7	0.8	1.5	0.7	1.0	1.3	1.3	1.0	0.9	1.7	1.4	1.6	1.1	0.9	.	0.9	0.7	0.7	
10	.	.	.	0.1	0.2	0.2	.	.	
11	1.0	0.1	.	0.5	.	0.1	0.3	1.1	0.2	.	0.2	
12	2.6	2.4	2.2	1.6	1.2	2.9	2.1	2.1	2.7	1.9	1.0	2.2	1.9	1.7	1.8	1.6	1.2	1.0	1.1	2.0	1.9	
13	11.4	2.7	7.8	6.8	1.8	3.1	6.2	8.4	6.1	4.9	1.7	3.4	4.8	2.4	5.3	3.0	1.9	1.8	1.4	6.4	13.5	
14	6.4	7.8	8.8	4.4	7.0	3.7	5.9	5.0	6.3	6.5	9.0	5.0	7.9	5.7	6.5	6.7	5.0	4.6	7.7	6.2	11.7	
15	6.7	12.4	10.4	3.7	7.3	1.7	8.5	5.1	8.7	8.3	4.3	3.5	9.6	8.5	7.9	9.7	1.9	12.8	3.4	12.0	14.4	
16	2.3	2.3	0.8	3.3	2.7	1.8	2.4	1.0	1.6	0.7	3.3	2.3	2.0	2.3	2.3	3.4	1.5	1.0	3.0	0.4	0.1	
17	0.4	.	0.1	0.4	0.2	0.4	0.2	1.1	.	.	0.4	.	.	0.1	0.1	0.6	
18	2.4	4.4	2.6	5.6	5.9	5.0	2.7	3.0	2.7	2.2	5.8	5.6	3.0	5.0	3.9	3.7	5.8	2.8	5.5	2.5*	2.7	
19	0.1	.	0.1	0.3	.	0.1	0.2	0.2	.	.	0.2	0.2	0.2	.	.	0.2	.	.	0.2	0.4	1.4	
20	2.1	0.3	0.7	2.4	.	1.2	2.4	0.8	0.5	1.2	0.2	2.4	2.5	1.4	0.8	0.7	.	0.4	.	0.6	1.0	
21	.	.	.	0.8	.	0.4	0.3	.	.	.	0.4	0.4	.	0.3	0.4	0.5	0.7	0.6	0.9	.	.	
22	1.2	0.3	1.2	0.9	1.4	1.1	1.0	1.7	1.2	1.0	1.0	1.0	0.9	1.3	0.9	1.0	1.3	0.4	1.1	1.5	1.1	
23	0.5	0.4	0.2	0.4	.	0.2	0.6	0.6	0.4	0.2	0.2	.	.	0.1	0.3	0.2	0.2	0.4	0.1	0.2	0.2	
24	1.2	0.4	0.2	0.3	0.3	0.9	1.0	0.7	1.0	0.4	.	1.3	0.2	0.1	0.4	0.3	.	0.6	.	0.2	0.2	
25	1.4	4.7	3.1	1.4	1.7	1.8	3.2	2.1	2.3	2.6	2.2	2.3	2.6	3.2	1.7	2.9	1.6	5.3	1.5	3.9	4.1	
26	0.3	1.0	1.2	1.3	0.4	0.5	0.3	1.0	1.6	0.7	.	0.5	1.5	1.7	1.0	2.7	1.4	0.5	.	0.6	1.5	
27	.	.	.	0.1	0.4	.	.	.	0.1	0.1	
28
29	.	.	.	0.1
30	.	.	.	0.2
31	.	0.1	0.1	.	.	0.2	
I	18.3	16.5	16.7	16.8	12.7	14.6	15.5	15.3	17.9	16.2	16.1	14.1	15.8	13.0*	13.5	12.6	15.3	12.4*	13.6	21.0	20.9	
NORM	28.1	30.2	31.3	25.3	30.6	.	29.0	25.8	28.4	31.5	30.2	27.1	27.6									

NR	DISTRICT 2		DISTRICT 3																			
	353		134	135	136	139	140	141	142	143	144	145	147	148	150	151	152	153	154	155	156	
DAG	BLOK ZIJL	MIDDEL STUM	WOL TER SUM	EZIN GE	GRO NINGEN	ASSEN	DELFL ZIJL	WARF FUM	FINS TER WOLDE	TER APEL	ZOUT KAMP	VEEN DAM	SAPPE MEER	UIT HUI ZEN	ROODE SCHOOL	GIETER VEEN	WIN SCHO TEN	EENRUM	EEXT	VLAGT WEDDE		
1	0.9		1.4	1.2	0.7	1.3	1.5	1.1	1.6	1.4	2.7	1.5	1.0	1.5	1.2	1.3	1.5	1.5	1.6	1.7	1.2	
2	.		0.5	0.5	0.7	1.9	1.1	.	0.9	0.5	0.1	0.6	0.3	0.5	0.5	0.1	.	.	0.8	1.2	0.1	
3	0.8		0.7	0.6	0.2	0.6	0.3	2.5	1.0	1.3	.	1.0	0.4	0.8	0.5	0.8	0.5	1.5	1.0	0.6	0.6	
4	0.3		0.1	0.2	0.2	.	.	.	0.2	0.1	.	0.1	0.2	0.1	0.1	
5	.		0.1	0.2	
6	3.0		2.3	3.2	2.4	4.0	3.8	2.5	3.6	1.3	3.0	3.0	3.2	4.0	2.6	3.1	4.4	5.3	3.2	4.8	3.5	
7	13.4		3.4	4.0	2.7	4.6	8.8	3.0	3.1	3.5	12.5	3.0	7.4	3.8	3.0	3.2	9.0	8.0	2.9	7.7	9.1	
8	3.0		1.6	1.6	3.2	2.4	2.7	4.5	2.9	4.7	4.5	4.5	2.8	3.4	1.9	1.9	3.1	3.3	3.0	4.6	2.8	
9	0.6		0.8	2.6	0.2	1.2	1.4	1.7	0.7	0.5	1.3	1.3	0.6	1.0	1.5	1.2	0.7	0.7	1.8	1.0	0.8	
10	.		.	0.2	0.1	0.2	.	.
11	.		0.3	0.1	
12	1.8		1.0	1.1	0.8	1.0	1.4	0.6	1.0	1.3	1.5	0.4	0.9	1.2	1.0	1.3	1.1	1.5	1.3	2.6	1.4	
13	12.3		1.6	2.0	1.8	2.1	4.2	1.7	1.6	2.2	4.6	1.9	3.1	3.7	1.3	1.8	3.9	2.8	2.0	6.0	3.3	
14	8.0		4.7	5.9	6.1	8.4	10.4	6.9	7.4	8.9	9.2	6.2	5.9	7.9	6.4	6.8	8.6	10.4	7.3	8.4	7.9	
15	14.8		6.3	7.9	6.4	9.2	14.7	8.0	6.2	8.5	13.0	6.8	8.9	9.7	7.0	6.5	14.9	12.6	5.1	15.4	13.6	
16	0.2		1.0	0.9	1.2	0.8	0.3	0.5	2.3	0.1	.	2.3	0.1	0.2	1.7	1.8	0.4	0.1	2.2	0.4	0.3	
17	0.6		.	0.5	0.1	0.3	.	0.2	0.5	.	0.2	.	.	.	0.3	0.3	.	.	0.3	0.2	.	
18	2.4		1.5	2.6	2.5	2.5	2.2	1.8	4.4	2.7	2.4	5.3	1.4	1.3	3.7	3.6	2.1	3.0	5.2	2.3	1.7	
19	1.8		0.4	1.6	0.2	.	.	1.2	0.6	1.1	0.5	0.2	.	.	0.7	0.7	0.2	1.7	0.2	0.1	.	
20	0.9		1.8	3.5	1.9	2.8	2.3	4.3	1.3	3.0	3.2	.	3.7	3.3	1.8	1.8	3.4	1.8	2.5	3.7	3.7	
21	.		0.9	0.7	0.6	.	.	0.4	0.6	.	0.2	.	0.2	0.4	0.8	.	.	0.5	0.1	.	.	
22	1.5		1.2	1.6	2.1	1.9	2.4	1.4	1.1	2.2	2.3	3.5	2.4	1.9	1.2	1.4	2.4	3.0	1.6	2.7	2.0	
23	0.2		0.1	0.2	0.1	.	0.4	.	0.1	0.3	0.4	.	0.4	0.1	0.1	0.2	0.5	0.5	.	0.3	0.4	
24	0.2		0.4	0.2	0.4	0.4	0.4	0.6	0.4	0.1	.	0.3	0.1	.	0.5	0.4	.	0.1	0.3	0.1	0.1	
25	2.0		2.6	3.6	2.1	2.1	4.8	5.0	2.8	3.9	4.1	2.3	3.3	5.2	3.1	4.0	5.4	5.0	2.7	4.1	4.0	
26	0.9		1.4	1.0	1.0	0.2	2.7	.	1.4	0.2	1.1	.	0.4	0.7	0.8	1.3	0.7	0.5	1.6	0.5	1.6	
27	.		.	0.1	.	.	.	0.1	.	0.2	0.2	.	.	.	0.1	.	.	0.5	.	.	0.1	
28	.		0.2	
29	
30	.		0.2	0.1	0.1	0.3	0.3	
31	.		.	0.1	0.1	0.1	.	
I	22.0		10.9	14.1	10.4	16.0	19.6	15.3	14.2	13.3	24.1	15.0	15.7	15.0	11.6	11.7	19.2	20.3	14.5	21.9	18.2	
NORM	29.6					30.2	30.0	27.5	30.4	27.6	26.8	28.2	25.1	29.4	31.6	25.4	28.8	27.2	28.6	31.1	26.9	
II	42.8		18.3	26.3	21.1	27.1	35.5	25.2	25.3	27.8	34.4	23.3	24.0	27.3	23.9	24.6	34.6	33.9	26.1	39.1	31.9	
NORM	14.7					16.7	16.7	14.3	16.3	14.6	14.4	15.9	14.1	15.6	17.7	14.2	16.1	14.4	16.3	17.4	15.2	
III	4.8		6.8	7.6	6.6	4.6	10.7	7.0	6.3	7.6	8.1	6.5	6.6	8.1	6.3	8.4	9.0	9.6	6.7	7.9	8.2	
NORM	24.3					27.8	28.5	24.1	27.0	24.2	23.8	26.4	23.9	27.4	29.0	24.6	26.9	24.0	26.4	28.9	23.3	
MND	69.6		36.0	48.0	38.1	47.7	65.8	47.5	45.8	48.7	66.6	44.8	46.3	50.4	41.8	44.7	62.8	63.8	47.3	68.9	58.3	
NORM	68.7					74.7	75.2	65.9	73.6	66.4	65.0	70.6	63.2	72.4	78.3	64.2	71.8	65.7	71.3	77.4	65.4	
NR	DISTRICT 3										DISTRICT 4											
	158	159	160	161	162	163	164	172	323	337	217	221	222	223	224	226	227	228	230	233		
DAG	ONNEN	NIEUW BUINEN	VEEN HUI ZEN	EELDE	NIE KERK	RODEN	ZEE RIJP	NIEUW OLDA	LAAG HA LEN	SCHOON LOO	HEILOO	ENK HUI ZEN	HOORN	SCHIEL LING WOUDE	EDAM	WIJK A/ZEE	ANNA PAU LOWNA	SCHA GEN	ZAAAN DIJK	ZAAAN DAM H'BRG		
1	1.4	1.5	2.5	1.5	0.7	0.9	0.8	2.5	1.8	1.8	0.4	0.6	.	0.4	1.0	.	0.5	0.6	0.5	0.5		
2	0.3	0.3	1.5	.	1.7	0.2	.	0.3	1.0	0.5	1.8	0.5	0.2	0.5	0.3	2.8	0.3	0.6	0.7	0.7		
3	1.1	0.5	0.8	1.7	0.2	0.6	0.8	2.5	0.6	0.4	.	1.5	0.1	.	.	0.3	1.1	.	.	.		
4	0.1	.	.	0.1	1.6	.	2.3	0.2	0.7	2.0	0.5	1.4	0.2	0.6		
5	.	.	0.1	.	0.2	0.2	0.1	0.1	.	.	.		
6	3.5	3.5	3.2	3.2	3.0	3.9	2.7	3.0	3.5	3.4	3.8	3.4	4.5	4.8	3.9	2.5	2.5	1.6	4.9	4.2		
7	4.5	11.6	5.7	4.9	4.8	4.6	2.8	1.5	9.0	11.1	9.8	9.8	10.3	15.4	12.4	12.1	3.5	7.7	11.9	14.2		
8	2.7	3.0	2.4	2.2	2.4	4.0	2.6	1.5	2.4	4.8	6.3	3.2	3.0	5.8	4.0	3.4	7.1	6.2	3.0	4.1		
9	0.9	0.7	0.9	0.6	0.2	1.5	0.9	.	0.6	2.1	1.5	1.8	2.0	1.3	2.0	1.5	1.7	2.3	3.0	1.5		
10	.	.	0.1	.	0.1	.	.	.	0.1	0.1	0.1		
11	1.3	.	0.2	1.1	.	3.3	1.8	.	2.1	0.3		
12	1.2	1.4	1.0	1.3	1.2	1.2	1.1	1.5	1.6	1.5	2.5	3.1	2.8	3.2	2.8	1.0	2.1	2.6	1.2	2.9		
13	3.5	5.7	4.0	3.0	2.0	3.2	1.6	3.5	5.2	5.3	14.5	11.4	17.1	19.0	15.9	17.2	10.5	10.4	16.1	17.3		
14	6.9	7.0	5.0	6.5	6.0	8.2	5.2	6.5	10.0	10.3	3.9	4.0	3.2	7.4	5.8	3.0	3.5	2.6	3.0	5.1		
15	6.9	13.4	13.5	9.0	9.0	10.4	5.9	8.8	15.6	15.7	7.4	6.4	7.8	10.2	10.6	7.3	6.3	7.3	8.3	8.8		
16	0.4	0.1	0.5	0.5	1.9	0.9	0.4	.	0.6	0.2	0.7	0.7	0.6	0.3	0.2	.	1.6	1.5	0.3	0.2		
17	0.2	.	.	.	0.1	.	0.2	0.4	0.3	.	.	.	0.4	0.4	0.9	0.1		
18	2.0	1.6	1.6	1.5	3.5	2.6	1.6	2.0	2.2	2.5	5.3	3.3	2.5	2.8	2.1	4.9	5.0	4.4	3.5	3.1		
19	.	0.1	.	0.2	.	0.1	0.8	0.6	0.6	0.1	1.1	0.5	0.5	2.6	3.1	3.1	.	0.1	3.2	3.6		
20	3.2	3.5	2.3	5.1	1.7	1.0	2.0	2.4	1.6	3.7	3.0	1.6	2.6	1.8	1.7	2.5	0.7	0.7	3.0	2.7		
21	0.3	0.4	.	.	0.7	0.1	.	1.0	.	0.2	.	.	.	0.3	0.2	.	.	.	0.3	.		
22	1.4	3.2	2.0	1.8	1.8	2.0	2.3	2.0	1.8	2.3	0.6	1.1	1.0	0.1	0.3	0.5	1.4	1.0	0.4	0.8		
23	0.2	0.3	0.4	0.4	.	0.2	0.1	1.0	0.4	0.3	1.0	0.3	0.2	0.9	0.5	0.5	0.6	0.5	0.5	0.7		
24	0.5	0.2	0.1	0.5	0.5	0.4	0.3	.	0.5	0.1	0.2	0.3	0.3	0.3	0.2	0.4	0.3	0.3	0.3	0.8		
25	3.4	4.5	3.0*	4.0	1.7	4.6	3.3	3.5	3.8	5.1	3.2	1.7	2.1	5.1	3.5	2.9	1.0	2.8	3.5	4.7		
26	1.0	0.6	0.2	2.7	.	0.7	.	1.4	1.0	.	0.7	0.3	0.5	0.5	0.2	.	.	0.3	0.1	0.7		
27	
28	
29	
30	0.1	
31	
I	14.5	21.1	17.2	14.2	13.3	15.7	10.6	11.3	19.0	24.2	25.4	20.8	22.4	28.4	24.3	24.3	16.6	21.6	24.2	25.8		
NORM	26.7	28.8	31.1	27.8	28.8	32.4	28.5	.	.	32.0	28.2	28.2	27.1	31.1	28.0	25.5	24.9	28.1	26.6	29.1		
II	24.1	32.8	27.9	27.1	25.5	27.6	18.6	25.3	37.5	39.1	39											

JANUARI 2011

NEERSLAG 8-8 UUR (MM)

DISTRICT 4														DISTRICT 5							
NR	234	235	236	238	239	240	242	249	251	252	255	257	263	256	317	344	348	352	356	359	
DAG	BER GEN	CAS TRICUM	MEDEM BLIK	DE HAUKES	DEN OEVER	KREI LER OORD	PURMER END	HOOG KARS PEL	WEST BEEM STER	KOL HORN	OB DAM	HOOG WOUDE	ASSEN DELFT	MARK EN	MARK NESSE	TOLLE BEEK	EMMEL OORD	NA GELE	KUINRE	LEMMER BUMA	
1	0.6		0.6	0.4	0.3	1.2	0.4	0.5	1.0	0.5	0.5	0.5	.	0.4	0.8	0.6	0.9	0.8	1.2	0.1	
2	2.0	1.8	1.1	.	0.7	.	1.1	0.4	0.6	1.2	0.8	0.7	2.9	1.0	0.2	.	0.3	.	0.1	.	
3	.	.	.	0.7	0.2	0.1	0.2	0.3	0.3	0.7	0.5	0.6	.	.	0.6	0.5	0.9	0.7	0.9	1.3	
4	7.4	1.9	1.3	0.1	.	.	1.3	0.7	1.5	1.2	2.8	0.5	0.3	0.4	.	.	0.1	.	0.1	0.2	
5	0.2	.	.	0.3	0.2	0.2	0.2	0.2	0.1	
6	2.5	2.4	2.6	1.9	1.7	2.2	4.5	4.7	4.4	1.8	3.0	2.9	5.4	4.3	2.8	2.5	2.8	2.3	3.8	3.0	
7	9.4	4.1	8.1	5.7	5.1	5.3	12.4	10.0	10.4	7.7	9.5	5.4	10.4	13.8	12.8	12.0	12.1	13.2	11.2	8.3	
8	6.2	6.8	3.5	5.4	5.0	4.1	4.1	3.0	2.3	6.0	3.5	3.5	2.9	4.4	3.2	3.1	2.8	3.5	2.7	5.5	
9	1.4	1.4	1.1	1.5	1.8	1.0	2.4	2.0	4.3	2.7	2.1	2.4	2.6	1.5	0.7	0.4	0.4	0.5	0.4	1.6	
10	0.2	0.1	.	.	0.1	.
11	1.5	2.0	0.7	0.5	.	.	0.7	0.3	0.3	0.4	0.7	0.7	2.0	.	0.1	.	.	.	0.3	.	
12	2.5	2.5	3.8	2.7	2.4	5.3	3.0	3.0	3.0	3.1	3.1	3.5	1.5	3.8	2.4	1.2	2.1	1.9	2.3	2.6	
13	13.1	17.4	11.3	8.8	7.9	9.2	18.0	15.2	16.1	10.0	12.9	12.2	16.3	18.1	12.1	8.2	12.2	14.1	12.4	10.8	
14	3.5	4.2	3.8	3.0	3.0	3.7	5.2	4.1	3.1	2.6	2.6	2.7	3.0	6.5	7.9	7.1	8.3	8.1	9.1	4.4	
15	6.5	8.1	8.7	4.2	4.2	6.1	9.8	9.2	8.6	7.4	7.6	7.5	8.4	10.6	9.3	9.5	9.9	10.5	11.3	7.0	
16	1.2	0.5	1.1	1.5	1.3	1.6	0.2	1.0	0.3	1.3	1.0	1.1	.	0.2	0.1	0.2	0.2	0.1	0.5	0.9	
17	0.3	.	0.6	.	.	.	0.3	0.5	.	0.5	0.2	0.4	0.9	.	0.6	.	0.2	0.2	0.1	.	
18	5.2	5.5	2.5	4.0	3.6	4.0	3.5	2.5	3.2	4.0	3.8	3.7	3.6	1.5	2.0	1.5	2.4	2.0	3.1	1.9	
19	0.2	2.5	0.5	.	.	.	3.4	0.5	4.3	0.3	0.6	0.3	3.1	4.1	2.1	1.4	1.2	3.0	0.9	.	
20	3.2	1.9	2.0	1.4	0.7	1.0	1.5	1.5	0.5	0.5	1.1	1.3	3.0	2.6	2.4	1.6	1.8	1.5	1.8	3.4	
21	.	0.3	0.3	.	.	.	0.1	0.1	.	0.2	0.2	.	0.2	
22	1.6	0.5	2.3	0.8	0.9	1.2	0.8	1.0	1.2	0.5	0.9	1.0	0.7	0.4	1.1	1.6	1.4	1.7	1.3	0.6	
23	1.6	1.1	0.6	0.6*	0.5	0.8	1.0	0.3	0.6	0.7	0.8	0.6	.	0.6	0.3	0.3	0.3	0.3	0.3	0.4	
24	0.8	0.2	0.3	0.2	0.1	0.3	0.4	0.3	0.6	0.3	0.4	0.5	1.0	0.6	0.1	0.8	0.2	0.9	0.1	0.8	
25	2.1	2.8	0.9	0.6	1.0	1.2	5.4	1.4	3.9	1.3	2.3	2.0	4.1	4.5	1.8	1.8	2.2	2.7	1.3	1.4	
26	0.4	.	1.0	.	1.1	1.0	0.8	0.7	1.3	0.4	1.2	0.9	.	.	1.2	1.1	0.8	0.4	0.5	0.3	
27	0.2	
28	
29	
30	
31	0.1	0.2	
I	29.7	18.4	18.3	16.0	15.0	13.9	26.4	21.6	24.8	22.2	22.9	16.7	24.5	25.8	21.1	19.1	20.4	21.0	20.4	20.2	
NORM	27.4	28.6	27.0	27.6	26.8	22.5	27.8	25.8	26.4	26.1	27.6	26.5	29.6	26.6	
II	37.2	44.6	35.0	26.1	23.1	30.9	45.6	37.8	39.4	30.1	33.6	33.4	41.8	47.4	39.0	30.7	38.3	41.4	41.8	31.0	
NORM	15.3	17.8	16.0	16.3	14.8	13.4	17.3	15.2	15.3	15.2	14.2	13.5	15.0	13.2	
III	6.5	4.9	5.1	2.2*	3.6	4.5	8.4	3.7	7.6	3.5	5.6	5.0	5.8	6.2	4.7	5.8	5.1	6.2	3.5	3.9	
NORM	25.4	27.9	25.1	24.7	23.9	22.1	25.3	24.2	25.7	24.5	24.3	22.7	25.5	23.2	
MND	73.4	67.9	58.4	44.3	41.7	49.3	80.4	63.1	71.8	55.8	62.1	55.1	72.1	79.4	64.8	55.6	63.8	68.6	65.7	55.1	
NORM	68.1	74.3	68.1	68.7	65.4	57.9	70.4	65.2	67.3	65.8	66.2	62.7	70.2	63.0	
DISTRICT 5														DISTRICT 6							
NR	364	365	366	367	369	371	372	516	298	327	330	331	332	333	335	339	340	341	342	343	
DAG	DRON TEN	SWIF TER BANT	BID DING HUIZEN	O.VAAR DERS DIEP	LELY STAD	ZEE WOLDE	ZEE WOLDE SW	HARDER WIJK	STEEN WIJKS MOER	DWIN GE LOO	ZWOLLE	DENE KAMP	HOOG VEEN	EMMEN	IJSSEL MUIDEN	RHEE ZER VEEN	HEINO	ZWEE LOO	VILS TEREN	SCHOO NEBEEK	
1	0.8	0.7	0.8	0.2	0.5	0.6	0.6	0.5	0.6	1.6	0.3	1.7	1.4	1.6	0.9	0.6	0.5	1.8	0.4	0.5	
2	.	0.2	0.2	0.8	0.3	1.0	0.9	0.7	0.9	0.5	0.8	1.5	0.6	0.9	.	0.4	0.6	0.9	0.9	0.8	
3	0.5	0.6	0.3	.	1.2	.	.	0.6	0.3	.	.	.	0.6	0.5	.	.	.	1.1	0.2	.	
4	.	0.2	0.2	.	0.2	.	0.3	.	.	.	0.1	
5	
6	2.5	2.6	3.1	8.9	3.2	4.2	3.4	3.4	2.3	3.4	2.5	1.7	2.6	3.0	2.7	2.6	2.3	3.2	2.4	2.3	
7	12.0	13.7	11.5	14.2	11.3	13.7	13.3	12.7	11.8	9.6	11.6	15.6	12.4	12.5	13.4	11.7	12.3	12.3	12.6	11.8	
8	3.5	3.6	3.7	4.7	4.1	4.0*	4.1	4.0	5.6	5.3	3.3	7.0	4.9	5.3	3.6	3.1	3.5	5.5	5.2	2.4	
9	1.0	0.8	1.7	0.6	1.1	2.9	1.8	2.0	1.7	0.6	1.5	0.6	1.7	1.5	0.8	0.9	1.5	1.5	0.8	1.2	
10	1.0	.	.	0.1	0.3	.	.	.	
11	.	.	0.1	1.0	.	.	0.3	0.3	
12	2.0	1.7	1.6	2.2	1.8	2.8	1.7	1.7	1.4	2.3	1.7	0.8	1.6	1.1	1.6	1.9	1.7	1.9	1.3	1.2	
13	17.5	15.4	17.9	20.0	17.9	19.9	17.4	19.7	8.8	7.2	13.3	15.7	9.9	6.0	15.2	10.3	14.8	6.7	12.9	7.2	
14	9.2	8.6	9.8	8.8	7.7	8.7	6.9	9.1	8.2	12.8	10.2	9.8	9.4	13.7	12.0	10.2	8.5	11.8	11.7	10.3	
15	21.6	9.7	11.1	9.7	11.3	9.5	6.9	8.4	10.1	13.1	10.9	10.7	12.6	11.5	11.1	13.6	6.9	11.2	12.2	10.0	
16	0.2	0.1	.	.	.	0.4	.	.	0.2	0.1	.	0.1	.	0.2	0.1	0.1	
17	0.5	.	.	.	0.1	.	0.1	
18	2.1	2.0	2.2	1.1	2.2	2.8	3.4	2.5	1.2	2.7	1.4	0.5	1.7	2.6	2.3	1.7	1.5	2.2	1.4	0.9	
19	2.0	2.4	2.5	1.7	2.0	3.5	3.5	3.2	1.8	0.6	3.8	4.9	2.1	0.7	2.0	4.5	5.1	0.8	3.6	1.9	
20	1.0	0.9	1.8	4.6	0.9	2.7	2.0	1.2	2.1	1.6	2.0	5.6	4.1	4.8	1.9	1.3	1.3	2.2	1.9	2.7	
21	.	.	.	0.3	.	.	0.3	
22	1.4	0.9	1.2	0.5	0.8	0.7	0.8	0.8	1.9	2.0	1.3	3.0	2.4	2.8	1.1	1.7	1.8	2.3	1.5	1.9	
23	0.4	0.2	0.5	0.6	0.9	0.4	0.4	0.4	0.4	0.3	0.2	0.2	0.3	0.4	0.3	0.1	0.3	0.3	0.3	0.4	
24	0.4	0.5	0.3	0.4	0.6	1.2	0.2	0.5	0.2	0.1	1.3	0.1	0.1	0.1	0.4	0.2	0.4	.	0.2	.	
25	2.8	1.8	2.5	3.5	3.1	4.2	4.4	4.1	2.0*	4.1	2.0	4.7	3.8	4.4	2.3	3.8	3.0	4.8	2.7	2.9	
26	0.8	0.9	2.1	0.8	0.8	2.0	0.9	3.0	0.9	0.2	2.5	0.7	0.9	1.7	0.9	0.5	0.7	1.8	0.6	1.6	
27	0.1	
28	
29	
30	
31	
I	20.3	22.4	21.5	29.4	22.9	26.4*	24.4	24.0	23.2	21.0	20.1	28.1	24.2	25.3	21.4	19.3	21.0	26.3	22.5	19.0	
NORM	28.1	26.9	26.0	26.6	.	.	25.2	.	.	32.8	29.3	29.9	32.4	30.9	28.0	30.2	25.5	29.7	29.1	26.9	
II	56.1	40.7	47.0	49.1	43.9	50.0	42.2	45.8	33.6	40.7	43.3	48.0	41.6	40.5	46.1	43.6	39.8	37.0	45.4	34.3	
NORM	15.0	14.6	13.6	15.5	.	.	14.8	.	18.1	15.3	16.0	18.0	18.0	16.3	15.1	16.5	14.0	16.4	15.0	15.3	
III	5.4	4.5	6.3	5.5	5.6	9.1	6.9	8.9	5.2*	6.8	6.1	9.9	7.5	9.4	5.0	6.3					

DISTRICT 6															DISTRICT 7						
NR	345	349	354	358	361	362	664	665	668	670	672	675	681	687	225	229	426	435	437	438	
DAG	VROOMS HOOP	KLA ZIENA VEEN	DE DEMS VAART	ROU VEEN	TUB BERGEN	RUINER WOLD	AL MELO	EN SCHEDE	HENGE LO (OV)	TWEN THE	HELLEN DOORN	WEER SELO	LET TELE	HOL TEN	OVER VEEN	ZAND VOORT	ZOE TER MEER	HEEM STEDE	LIJN DEN	HOOFD DORP	
1	0.3	1.1	1.0	0.5	2.0	0.5	0.7	0.5	1.2	1.0	1.3	1.2	0.4	1.3	.	.	0.9	0.5	0.4	0.3	
2	1.1	1.1	1.1	0.5	1.8	.	0.4	1.4	1.9	1.5	0.7	0.8	0.7	0.9	2.1	0.1	0.4	3.2	2.0	2.7	
3	0.4	0.7	0.4	0.5	.	0.2	0.4	0.8	.	0.4	0.1	0.5	0.2	.	0.2	0.3	
4	.	.	.	0.1	0.3	0.8	1.1	1.4	1.3	0.8	0.4	
5	0.1	
6	2.9	1.9	3.2	3.3	2.3	3.0	1.5	1.9	2.2	2.3	2.4	2.2	2.1	2.5	3.3	4.0	5.7	3.7	4.2	4.1	
7	13.1	11.6	12.0	11.4	11.5	13.7	13.4	14.1	15.1	16.0	13.5	13.8	13.0	11.6	14.5	14.4	15.0	14.4	14.8	16.3	
8	2.2	2.4	4.5	5.3	2.3	4.2	3.1	5.4	5.4	6.6	3.7	4.0	4.5	6.4	4.0	2.3	6.1	3.7	5.0	5.2	
9	3.4	1.4	1.8	1.8	1.3	0.7	0.9	1.5	0.4	0.9	3.9	0.4	3.5	1.6	1.0	1.0	2.0	1.4	1.8	1.6	
10	0.2	
11	.	.	.	0.1	2.8	2.1	2.4	2.4	2.2	2.3	
12	1.3	1.0	1.7	1.6	1.0	2.0	3.8	0.9	1.7	0.7	1.9	0.6	1.8	1.6	1.5	1.7	2.4	2.2	2.1	2.0	
13	10.8	7.1	12.2	9.8	10.2	14.1	15.4	18.3	17.5	17.0	15.5	14.3	18.9	18.7	21.1	19.6	31.0	18.9	19.5	21.7	
14	10.9	11.1	14.0	14.4	10.5	7.1	9.5	9.6	11.8	11.7	11.5	7.2	9.0	11.5	4.2	3.7	8.1	4.2	5.8	5.5	
15	9.0	9.5	11.8	12.9	9.3	12.9	9.1	12.0	12.1	9.2	10.6	11.3	6.7	7.8	8.9	7.1	9.3	8.4	8.8	8.7	
16	.	0.1	.	0.1	0.3	0.2	.	0.3	0.5	0.2	
17	.	.	.	0.3	.	0.7	0.7	0.2	.	0.2	.	.	
18	1.0	1.3	1.5	0.6	0.2	1.8	0.6	0.2	0.6	1.7	1.2	1.3	1.5	1.0	5.1	6.0	7.5	4.1	3.9	4.6	
19	5.2	1.5	2.5	0.5	5.5	1.4	5.4	8.9	5.5	5.6	6.8	4.4	9.5	5.5	2.4	2.1	2.2	1.7	2.6	2.6	
20	2.4	3.4	2.4	0.5	3.0	.	2.9	5.7	3.7	4.0	2.0	5.2	2.9	2.1	4.7	2.4	2.3	5.2	2.4	5.3	
21	.	.	.	0.1	
22	1.8	2.2	2.3	2.3	2.0	2.4	1.3	2.8	2.7	2.9	1.9	2.6	1.2	1.4	0.4	0.3	0.3	0.5	0.5	0.3	
23	0.2	0.3	0.4	0.1	0.5	0.5	0.2	0.6	0.5	0.5	0.4	0.1	0.3	0.2	0.5	0.3	0.2	0.5	0.5	0.2	
24	0.4	.	0.3	0.1	0.1	0.2	1.0	0.2	0.2	0.7	0.3	1.1	0.3	0.2	0.3	0.6	0.8	0.6	1.0	0.4	
25	3.2	3.7	4.7	2.5	3.0	4.2	3.3	2.9	3.0	4.1	3.2	2.6	4.3	4.2	4.2	3.5	4.3	5.3	5.5	6.1	
26	0.8	1.4	1.8	0.4	0.1	1.0	0.9	0.9	1.2	1.5	0.2	0.9	0.4	0.1	.	.	0.5	0.2	0.1	0.2	
27	0.2	.	0.3	.	.	.	0.2	
28	
29	0.3	
30	0.1	
31	.	.	.	0.1	0.1	
I	23.4	20.2	24.0	23.4	21.5	22.3	20.4	25.6	26.2	28.7	25.6	22.6	24.2	24.3	25.8	23.4	31.7	28.2	29.2	30.9	
NORM	28.0	25.5	30.3	29.5	29.5	.	28.7	27.1	29.1	27.8	28.7	28.1	27.5	.	27.3	25.8	.	26.9	27.3	30.5	
II	40.6	35.0	46.1	40.8	39.7	40.0	46.7	55.6	52.9	49.9	49.5	44.3	50.3	48.2	51.7	45.1	65.2	47.6	47.8	52.9	
NORM	15.6	13.5	15.4	15.3	16.2	.	16.8	15.4	16.0	15.4	17.2	15.2	16.4	.	16.5	15.0	.	15.6	16.0	17.7	
III	6.7	7.6	9.5	5.6	5.7	8.3	6.7	7.6	7.6	10.0	6.0	7.3	6.7	6.1	5.5	4.7	6.1	7.1	7.6	7.3	
NORM	24.2	22.4	24.5	25.8	25.7	.	26.4	24.7	26.5	25.7	25.5	25.5	24.9	.	25.8	24.2	.	25.0	25.8	26.7	
MND	70.7	62.8	79.6	69.8	66.9	70.6	73.8	88.8	86.7	88.6	81.1	74.2	81.2	78.6	83.0	73.2	103.0	82.9	84.6	91.1	
NORM	67.8	61.4	70.2	70.6	71.4	.	71.9	67.2	71.6	68.9	71.4	68.8	68.8	.	69.6	65.0	.	67.5	69.1	75.0	
DISTRICT 7																					
NR	439	440	441	442	443	444	449	450	453	454	455	456	458	461	463	464	467	469	470	473	474
DAG	ROELOF ARENDS VEEN	SCHE VE NINGEN	AM STER DAM	BOS KOOP	KAT GOUDA	KAT WIJK	DELFT	NU MANS DORP	BERG SCHEN HOEK	LISSE	STRIJ EN	OOST VOORNE	AALS MEER	BAREN DRECHT	N.HEL VOET	BRIEL LE	POORTU GAAL	LEIDEN	ZEG VELD	R'DAM WH	VALKEN BURG VK
1	0.4	1.0	0.5	1.7	1.2	0.5	1.2	0.5	1.4	0.6	0.7	1.3	0.7	1.1	1.4	1.5	0.7	1.5	1.4	1.5	0.8
2	2.1	1.1	1.4	1.3	0.5	1.0	1.1	0.4	0.4	0.8	1.0	0.7	1.2	0.8	0.4	1.2	0.7	.	1.0	0.5	1.0
3	0.2	1.0	.	.	1.0	0.2	2.0	0.5	2.8	0.1	0.1	2.5	.	0.1	4.2	0.6	0.5	0.5	.	.	0.2
4	0.2	0.4	.	.	0.4	0.8	2.2	2.1	1.5	0.9	2.0	1.6	0.4	2.5	2.7	3.7	3.8	.	.	1.6	0.7
5	0.1	.	.	.	0.1	0.3	0.1	.	.	.	0.1	0.1
6	5.0	4.6	2.8	7.2	7.2	3.0	5.9	4.1	8.7	3.8	3.1	7.3	4.8	5.7	9.3	8.5	9.3	4.5	7.0	10.0	7.0
7	14.8	14.0	16.2	15.3	13.9	14.0	14.9	18.0	13.9	15.5	14.8	15.6	14.4	17.0	14.0	18.5	15.9	14.2	13.6	16.7	14.2
8	5.9	5.0*	6.4	5.0	3.8	4.9	6.3	5.0*	6.3	3.6	6.2	5.7	5.3	4.7	6.1	6.2	4.8	7.5	3.8	5.2	4.4
9	1.0	2.6	0.6	2.0	1.1	2.0	2.1	2.1	3.6	1.8	2.0	2.7	0.5	2.2	2.1	2.8	1.4	1.2	1.0	2.2	1.7
10	0.2	0.1	.	.	0.3
11	3.8	2.5	0.2	2.5	2.2	2.6	2.2	1.2	2.6	2.8	1.3	2.5	3.1	1.6	2.6	2.5	1.6	2.1	2.5	1.9	2.6
12	1.5	2.3	3.6	1.5	1.5	1.6	2.3	2.4	1.8	1.9	1.1	2.8	0.9	1.7	2.5	3.0	2.0	3.2	1.5	1.7	2.3
13	22.6	23.6	24.4	31.3	26.8	20.8	29.4	36.5	30.7	20.8	34.5	30.9	23.9	36.2	33.9	32.5	37.6	25.2	24.1	39.4	21.2
14	6.2	2.8	6.4	8.5	7.9	5.9	6.1	7.6	6.2	5.2	8.9	5.6	5.3	5.5	5.0	5.9	5.2	5.0	4.1	5.9	6.4
15	6.7	6.2	10.2	10.0	15.7	6.1	7.0	6.3	11.2	9.1	6.3	7.3	7.9	8.5	8.4	8.1	8.2	6.3	5.5	11.6	7.3
16	.	.	0.2	.	0.2	0.2	0.4	0.1	.	0.2	0.2	0.2	0.2	0.1	0.1	0.2	0.2
17
18	6.0	7.5	3.2	7.5	9.1	7.3	6.5	9.0	6.9	5.4	9.1	6.8	6.2	5.8	6.2	5.8	5.8	7.0	8.8	6.9	7.1
19	2.5	3.1	2.6	2.2	2.7	3.0	1.2	0.3	0.6	3.4	0.3	0.5	2.1	0.5	0.3	0.7	0.4	3.5	2.4	0.3	2.8
20	2.9	2.5	2.5	3.0*	4.9	0.5	2.3	3.3	1.5	4.3	2.6	1.5	2.8	2.5	1.7	1.8	3.1	2.5	2.9	3.9	1.0
21	.	.	0.4	.	0.2	.	0.1	0.2	.	0.3	0.2	.	0.1	.	.	.	0.1	.	.	.	0.1
22	0.3	0.3	0.2	0.2	0.2	0.4	0.4	0.1	0.1	0.4	0.3	0.4	0.3	0.2	0.5	0.6	0.1	0.3	0.3	0.6	0.3
23	0.3	0.3	0.4	0.2	0.7	0.2	0.5	0.4	0.2	0.2	0.7	0.6	0.3	0.4	0.6	0.6	0.3	0.3	0.5	0.3	0.2
24	0.6	1.0	0.7	0.9	0.6	0.5	0.9	0.7	0.7	0.6	0.9	0.7	0.5	0.8	0.9	0.9	0.9	0.9	0.7	1.1	0.4
25	5.8	3.1	4.5	5.0	2.6	2.1	2.4	2.4	2.4	4.0	1.6	2.2	6.1	2.5	2.1	3.3	1.4	2.7	5.1	2.1	2.5
26	.	0.1	0.3	.	0.8	.	0.2	0.3	.	0.2	0.3	0.5	.	0.1	0.7	0.3	0.2	.	.	.	0.6
27	0.2	.	0.2	0.1	0.3
28
29
30	0.2	.	0.1
31	0.3
I	29.6	29.7*	27.9	32.5	29.1	26.5	35.7	32.9*	38.6	27.2	30.2	37.5	27.4	34.1	40.2	43.0	37.5	29.4	27.8	37.7	30.1
NORM	29.1	27.6	30.4	29.8	27.4	28.1	26.4	25.5	28.4	27.8	25.6	25.1	28.9	30.7	23.9	25.8	26.9	27.5	25.9	29.0	26.1
II	52.2	50.5																			

JANUARI 2011

NEERSLAG 8-8 UUR (MM)

DISTRICT 7												DISTRICT 8									
NR	477	479	480	481	482	483	548	559	561	563	572	328	329	336	350	509	510	514	523	541	
DAG	H.VAN H'LAND M'PAD	MAAS LAND	HON SELEERS DIJK	VOOR SSCHO TEN	HENDRIK- RIDO BACHT	KRIM- AMPEN LEK	LOENEN A/D VECHT	VLEU TEN	BEN SCHOP	WEESSP	AB COUDE	HEERDE	WAPEN VELD	OLDE BROEK	ELBURG	DOORN	VAAS SEN	EPE	WIJK B/DOUR STEDE	ARNHEM	
1	0.8	1.3	0.8	1.0	0.9	1.1	0.4	1.5	1.1	0.3	0.3	0.6	1.1	0.2	0.3	1.1	0.8	0.6	1.0	1.7	
2	0.4	0.6	. .	0.5	1.1	0.8	0.9	2.0	1.3	0.7	1.8	1.1	0.6	. .	0.9	0.6	0.4	0.3	0.5		
3	1.6	1.3	0.5	0.5	0.7	0.3	1.5	1.6	0.3	0.8	1.1	. .	0.1	
4	2.4	1.8	1.4	1.6	1.5	. .	0.5	0.3	0.6	0.2	0.2	0.2	0.4	0.1	. .	0.3	0.2	
5	0.1	0.1	
6	4.5	6.2	4.7	4.2	4.2	8.4	6.0	6.1	5.8	3.6	4.1	2.3	2.2	2.8	2.3	3.1	3.0	3.1	2.5	4.0	
7	14.0	18.9	14.1	13.3	16.8	16.1	16.4	13.1	13.1	13.0	14.8	10.6	13.0	12.0	12.2	10.6	13.3	12.8	11.5	17.4	
8	4.0	6.1	4.8	5.1	5.3	4.7	3.8	5.1	5.1	5.0	6.1	5.5	3.9	3.2	3.6	5.8	4.5	5.1	6.5	7.6	
9	2.2	1.5	2.5	3.1	2.2	2.6	1.7	2.0	1.9	0.6	1.0	1.4	1.2	1.2	2.3	1.2	1.7	1.3	1.8	0.9	
10	0.3	0.2	0.1	
11	2.5	2.6	2.6	4.0	1.8	2.4	1.3	1.0	2.1	0.8	2.1	0.8	0.3	0.1	
12	2.6	1.4	1.8	1.3	2.1	1.6	1.5	0.8	1.0	2.2	1.5	2.6	2.5	1.8	1.7	2.2	2.7	3.1	2.9	2.7	
13	25.0	25.0	29.1	22.0	36.5	32.3	23.8	22.4	21.5	22.8	26.6	18.2	18.0	19.5	18.9	21.5	18.5	18.2	26.0*	25.8	
14	7.6	2.9	4.4	4.3	7.9	8.3	8.0	8.4	6.3	6.5	5.7	10.1	10.2	10.4	9.3	8.5	9.4	10.4	8.0*	12.8	
15	5.6	4.2	5.9	5.7	9.2*	13.2	7.2	13.2	11.9	9.0	8.3	10.0	9.5	10.7	8.9	12.3	11.4	9.0	15.0	14.0	
16	0.3	0.1	0.1	0.1	0.2	0.2	. .	0.1	. .	0.2	0.1	0.1	
17	0.1	0.1	0.1	
18	7.2	6.4	7.3	6.9	9.7	6.7	7.6	8.4	9.0	3.2	5.1	1.4	1.5	2.6	1.9	5.6	1.9	2.6	9.2	4.2	
19	1.5	1.2	1.3	3.5	0.7	0.6	3.2	1.0	1.6	2.8	2.1	5.5	4.4	3.5	4.1	2.7	5.3	7.2	0.8	6.7	
20	2.1	3.6	2.4	1.3	3.1	1.7	3.5	2.4	2.6	2.6	3.0	1.2	1.9	0.8	1.6	3.2	3.0	2.1	3.0	1.6	
21	0.1	0.1	0.8	0.1	0.2	0.1	
22	0.4	0.2	0.6	0.4	0.2	. .	0.6	0.2	0.2	0.3	0.3	1.8	1.7	2.1	1.0	0.8	1.9	1.8	0.6	2.0	
23	0.6	0.3	0.6	0.3	0.7	0.4	0.5	0.6	0.7	0.5	0.8	0.4	0.2	0.2	. .	0.5	0.3	0.4	0.8	0.4	
24	0.7	0.8	1.0	0.7	0.8	0.3	0.7	0.7	0.7	0.5	0.6	0.3	0.3	0.4	0.7	1.7	0.5	0.6	1.0	0.2	
25	1.7	1.2	1.6	2.5	2.8	2.5	4.9	6.9	3.9	4.4	5.1	3.4	4.2	3.2	2.7	5.8	3.7	3.6	6.3	4.4	
26	0.2	0.5	0.3	. .	0.5	0.4	0.9	0.7	0.5	1.4	1.4	0.5	0.5	1.8	0.2	1.0	0.3	2.2	
27	0.2	
28	0.1	
29	0.2	0.2	
30	
31	0.1	
I NORM	29.9	37.7	28.8	28.9	32.3	33.7	30.2	30.1	28.9	23.7	28.3	22.2	22.3	20.9	22.5	23.4	24.8	24.4	23.9	32.5	
II NORM	54.4	47.3	54.8	49.1	71.1*	66.8	56.1	57.7	56.1	50.2	54.6	49.0	48.1	49.3	46.6	57.0	52.3	52.6	65.2*	67.9	
III NORM	3.6	2.5	3.8	4.4	4.9	3.2	7.2	8.9	7.2	6.4	7.3	7.3	8.2	6.4	5.1	10.8	6.6	7.4	9.0	9.6	
MND NORM	87.9	87.5	87.4	82.4	108.3	103.7	93.5	96.7	92.2	80.3	90.2	78.5	78.6	76.6	74.2	91.2	83.7	84.4	98.1	110.0	
							72.6	65.7	68.5	65.5	70.5	70.5	72.5	72.5	56.6		81.2	79.3	61.4	82.4	
DISTRICT 8																					
NR	542	543	546	547	550	557	558	560	564	565	567	570	571	573	576	578	579	580	582	583	591
DAG	PUT TEN	APEL DOORN	WOUDEN BERG	NIJ KERK	DE BILT	EER BEEK	LUN TEREN	AME RONGEN	HULS HORST	VOORT HUI ZEN	KOOT WIJK	ELS PEET	HARS KAMP	BEEK BERGEN	SPA KEN BURG	OOSTER BEEK	VEE NEN DAAL	BARNE VELD	HA MERS VELD	WAGE NINGEN PD	DEE LEN
1	2.1	1.2	0.9	0.1	0.7	0.4	0.9	0.9	0.6	0.8	2.1	0.6	0.6	1.1	1.6	0.9	1.1	0.9	0.8*	1.0	1.8
2	0.4	0.3	0.7	1.0	0.5	0.1	0.6	0.5	1.1	0.9	0.5	1.0	1.1	. .	1.0	0.4	0.9	1.0*	0.5	0.7	
3	0.2	0.3	0.3	0.4	. .	0.5	0.6	0.7	. .	0.8	. .	0.1
4	0.1	. .	0.2	0.3	0.2	0.2	0.1	0.1	0.1	. .
5
6	3.4	2.8	2.2	3.2	4.8	2.5	2.0	2.0	3.1	2.8	3.2	3.3	3.0	2.8	3.4	3.9	3.0	2.3	3.0*	2.8	3.1
7	12.6	13.1	12.9	11.4	12.0	12.7	10.9	10.8	10.3	12.9	9.0	13.0	11.3	10.8	12.8	15.8	15.5	12.4	12.0*	15.3	13.6
8	3.1	3.9	5.1	3.8	4.7	5.1	6.7	7.0	3.5	4.9	4.6	3.4	6.1	8.6	3.4	6.5	6.8	5.1	5.0*	5.3	7.1
9	1.8	1.5	1.4	1.4	1.5	1.4	2.1	1.7	1.7	1.2	2.0*	1.6	1.3	3.4	2.5	2.3	2.5	1.0	1.5*	0.9	2.2
10	0.1	0.2
11	0.5	0.2	0.9	. .	0.3	. .	0.1	. .	0.4	. .	0.3	0.7
12	2.0	1.6	3.0	2.0	2.1	2.4	2.5	2.6	2.2	2.5	1.9	2.2	1.6	2.7	2.1	2.7	2.4	1.8	2.5*	1.8	3.1
13	20.0	19.1	18.9	17.6	21.2	17.6	19.1	22.0	20.1	20.5	24.1	19.1	23.5	19.4	17.4	22.1	19.5	18.2	19.0*	20.5	25.5
14	10.4	12.2	7.6	7.6	8.6	9.3	7.6	8.3	10.1	9.6	12.9	10.6	7.9	12.6	9.3	12.5	8.2	8.2	8.0*	9.0	12.5
15	8.4	12.7	11.5	6.4	15.8	13.8	12.5	9.1	9.6	11.9	10.7	9.0	5.9	11.6	7.5	12.9	12.4	10.7	11.0*	10.8	15.6
16	0.1	. .	0.1	. .	0.1	0.1	0.2	. .	0.1	0.1
17	0.1	. .	0.1	0.1	0.1	0.1	0.2	. .	0.1
18	5.1	3.3	7.4	5.2	8.4	5.7	6.0	4.0	2.4	4.5	4.2	4.4	4.7	4.6	4.4	5.2	4.5	4.5	6.3	7.6	5.8
19	4.4	4.5	2.7	4.0	3.8	8.8	1.6	4.1	4.7	4.3	4.8	4.8	5.3	5.0	3.9	5.1	5.4	4.6	3.0	3.2	6.8
20	1.9	2.5	9.0	1.6	2.1	2.0	2.5*	4.1	2.7	0.7	0.8	0.7	2.2	0.6	4.8	1.0	3.5	1.4	2.5	2.6	2.1
21	0.3	0.1
22	1.3	1.6	0.3	1.1	0.7	1.0	0.3	0.8	1.1	0.8	1.5	1.6	1.1	3.3	1.2	1.5	1.1	0.9	1.0	0.7	2.1
23	0.8	0.3	0.4	0.7	0.6	0.2	0.9	0.9	0.4	0.7	0.7	0.6	0.9	0.4	0.6	0.4	0.6	0.7	0.7	0.5	0.4
24	0.7	0.6	0.5	0.5	0.7	0.1	0.6	0.5	0.5	0.5	0.5	1.3	0.5	0.6	0.6	. .	0.5	0.7	0.5	0.5	0.6
25	5.0	3.9	3.7	4.7	5.5	3.8	2.9	4.6	3.3	4.4	5.2	4.4	4.5	5.1	5.1	5.0	5.3	5.5	5.0	2.8	6.2
26	2.4	0.5	1.0	0.7	0.5	0.6	5.9	0.9	1.3	3.5	5.5	2.6	3.4	1.6	0.9	2.8	3.0	1.6	0.5	2.9	2.1
27	0.6	0.3	0.4	0.2	. .	0.3	0.1
28	0.2
29	0.1	0.1
30	0.2	0.2
31	0.1	0.2	0.2
I NORM	23.5	22.8	23.4	21.2	24.6	22.5	23.2	23.1	20.8	24.1	21.4*	23.4	24.0	27.4	23.8	31.2	29.3	22.7			

DISTRICT 8				DISTRICT 9																	
NR	593	595	596	588	645	663	666	667	669	673	674	678	679	680	682	683	684	686	688	689	
DAG	LAREN	SOEST	EEMNES	HENGE LO (GLD)	LOCHEM	WIN TERS WIJK	DOETIN CHEM	BOR CULO	GEN DRIN GEN	REKKENALMEN	HERWEN	AAL TEN	MAR KELO	LICH TEN VOORDE	LIE VELDE	WOOLD	HUP SEL	DEVEN TER			
1	.	0.8	1.1	0.9	0.5	0.5	1.4	1.9	1.4	1.8	0.6	0.5	1.1	1.8	0.5	0.2	0.5	2.1	0.4	0.5	
2	.	1.2	0.4	0.6	0.5	0.6	1.8	.	0.8	.	1.4	0.5	.	.	1.2	0.1	0.6	1.4	0.8	1.0	
3	.	.	0.3	0.3	0.5	.	0.1	0.2	0.2	.	.	0.4	.	0.2	0.5	0.1	0.1	0.4	0.3	0.7	
4	.	.	0.3	.	.	.	0.1	.	0.3	0.1	0.1	0.1	0.1	.	.	.	
5	0.1	
6	5.6	4.4	4.8	4.4	2.5	1.8	2.8	3.1	2.6	3.5	2.1	1.5	3.6	3.4	1.7	2.6	2.6	3.6	2.4	1.6	
7	13.4	13.0	11.1	15.1	14.0	14.0	10.5	15.0	14.6	8.7	13.4	12.0	13.1	11.1	13.5	12.0	12.7	10.3	7.6	10.2	
8	4.4	5.2	3.6	8.1	5.7	6.3	7.1	7.1	6.2	7.0	5.9	5.9	7.6	6.7	4.4	5.5	5.8	8.3	11.2	6.4	
9	3.4	2.3	1.5	0.2	.	0.8	2.0	0.8	0.3	0.9	1.3	0.7	0.5	3.0	1.2	1.6	1.5	3.2	0.9	2.8	
10	0.2
11	.	.	.	0.1
12	2.5	2.9	2.0	1.3	0.9	2.2	0.8	1.6	1.2	1.1	0.9	1.9	1.3	1.2	1.7	1.0	1.1	1.1	1.2	1.9	
13	20.7	21.0	16.5	25.3	23.0	22.9	22.7	22.0	22.5	21.8	20.9	21.6	22.2	25.4	18.3	25.0	24.1	24.6	22.9	18.7	
14	9.5	8.6	8.4	13.2	11.9	8.8	12.5	12.0	8.3	12.8	7.2	7.9	12.6	13.0	7.0	11.0	10.8	16.2	8.6	7.7	
15	8.3	13.2	8.2	7.6	8.0*	11.4	6.3	7.1	7.4	3.4	6.9	9.0	4.7	6.0	11.1	7.4	8.2	7.9	7.9	6.3	
16	0.1	.	0.1	0.1	0.1	
17
18	4.6	9.3	3.0	2.9	2.0	1.5	1.9	2.8	1.2	1.8	0.8	1.4	2.6	1.0	0.8	1.6	0.9	0.9	3.2	1.9	
19	4.5	3.5	4.0	3.4	2.4	7.8	5.0	3.5	3.2	4.9	5.1	8.4	2.5	3.8	7.1	4.0	3.5	4.9	5.6	7.7	
20	3.5	4.4	3.5	5.2	2.0	1.1	3.0	2.5	2.2	2.4	2.2	1.6	2.9	3.8	2.2	1.7	2.9	3.9	2.6	3.4	
21
22	1.1	1.2	0.7	1.0	1.4	1.6	2.7	1.7	2.0	1.9	3.2	1.5	1.4	2.7	1.6	2.2	3.4	2.5	3.5	0.9	
23	1.1	0.6	0.5	0.2	0.5	0.4	0.5	0.2	0.2	0.4	0.6	0.3	0.3	0.5	0.2	0.7	0.8	0.7	0.6	0.1	
24	1.1	1.0	0.7	.	0.6	0.5	0.3	0.3	0.7	0.5	0.2	0.4	0.2	0.6	0.2	0.6	0.4	0.5	1.2	0.3	
25	5.7	5.7	5.0	4.0	2.5	2.6	3.8	2.4	4.9	3.9	2.8	3.5	3.5	2.5	4.7	3.0	4.1	2.4	8.0	4.2	
26	0.3	0.5	0.9	2.2	1.0	1.2	1.4	0.9	.	3.2	1.5	1.1	1.3	2.3	0.5	1.1	1.6	1.4	0.8	1.1	
27	.	.	0.1	0.2	0.5	0.5	0.2	0.2	0.3	.	.	0.7	.	.	0.2	0.3	.	0.9	.	1.5	
28
29	0.2	0.1	.	0.2	.	.	.	0.2	
30
31
I NORM	26.8	26.9	23.1	29.6	23.7	24.0	26.0	28.1	26.4	21.9	24.7	21.5	25.9	26.4	23.1	22.2	23.9	29.3	23.6	23.2	
II NORM	53.7	62.9	45.7	59.0	50.2*	55.7	52.2	51.5	46.1	48.2	44.0	51.8	48.8	54.2	48.3	51.7	51.5	59.5	52.0	47.6	
III NORM	9.3	9.0	7.9	7.6	6.5	6.8	8.9	5.9	8.1	9.9	8.3	7.5	6.7	8.7	7.4	8.1	10.3	8.4	14.1	8.3	
MND NORM	89.8	98.8	76.7	96.2	80.4	86.5	87.1	85.5	80.6	80.0	77.0	80.8	81.4	89.3	78.8	82.0	85.7	97.2	89.7	79.1	
				73.7	69.9	67.2	69.9	68.8	57.2	65.7	68.0	65.6	67.9	71.7	67.5						
DISTRICT 10										DISTRICT 11											
NR	434	465	539	549	562	569	584	589	830	835	836	840	910	917	446	447	462	471	705	733	
DAG	GROOT AMMERS	OUDE AL BLAS	NIJ MEGEN	CULEM BORG	TIEL	HEU MEN	GELDER MALSEN	ZET TEN	HER WIJNEN	ANDEL	GORIN CHEM	NIEU WEN DIJK	AMMER ZODEN	ZALT BOMMEL	GOEDE REEDE	DEN BOMMEL	DIRKS LAND	OUDE DORP POLDER	BRES KENS	VLIS SINGEN	
1	1.1	1.0	0.5	0.9	0.3	1.0	1.1	1.0	1.0	1.0	0.4	1.8	3.1	1.0	0.4	0.2	1.1	.	0.8	1.0	
2	1.3	0.7	0.7	0.1	0.6	.	0.1	0.5	0.9	1.0	0.3	0.3	0.6	0.8	0.2	0.5	1.1	0.9	1.1	1.6	
3	0.1	0.2	1.1	1.7	1.8	0.9	1.6	1.3	
4	0.4	0.5	.	0.5	.	0.4	.	0.1	0.2	0.2	0.2	0.9	.	.	4.8	1.8	3.3	3.2	0.4	0.2	
5
6	5.1	4.4	3.9	2.0	4.5	3.5	2.0	3.0	2.0	3.0	2.5	1.8	2.6	2.4	9.9	5.3	7.5	7.7	3.4	4.8	
7	15.3	17.2	11.7	12.2	13.1	8.6	12.1	13.3	11.6	12.5	16.5	14.4	12.6	12.1	15.2	19.5	16.0	14.5	17.2	16.6	
8	5.1	5.7	6.7	6.8	6.2	7.6	6.4	6.5	4.8	5.5	5.5	4.8	3.1	6.3	4.9	6.1	6.3	3.8	8.2	8.4	
9	1.5	2.1	0.3	2.2	1.9	0.7	2.0	0.7	2.2	2.5	2.5	2.5	0.7	1.4	1.8	2.8	2.3	1.4	3.7	2.0	
10	0.2	.	0.4
11	1.7	1.7	.	2.1	.	.	1.4	.	1.4	1.4	1.5	0.8	1.3	1.2	2.9	2.1	2.2	2.9	1.8	2.8	
12	1.5	1.8	1.2	1.4	2.9	1.4	1.5	1.6	1.1	1.1	1.8	1.2	0.7	1.9	2.4	1.2	1.5	2.4	1.1	1.0	
13	23.1	34.5	25.4	26.2	25.2	26.3	25.0	20.6	28.2	30.2	27.8	34.4	31.6	32.1	28.8	39.1	32.1	25.2	30.0	32.2	
14	6.1	7.2	14.9	7.8	11.3	13.4	8.1	10.1	6.7	9.1	9.1	8.5	9.7	7.9	5.9	9.3	8.7	5.5	6.1	8.2	
15	10.8	8.9	5.4	8.0	14.9	4.0	9.6	6.5	8.2	7.1	4.9	8.6	3.9	5.8	8.2	8.6	6.7	8.1	5.1	5.0	
16	0.2	.	0.1	0.1	0.2	0.2	0.2	0.2	.	0.2	0.3	.	0.1	0.2	.	.	0.2	.	0.1	.	
17
18	10.4	10.7	3.0	9.0	8.7	2.6	9.6	6.1	8.5	9.9	7.5	10.0	9.2	10.7	5.4	7.1	8.4	5.9	8.1	8.6	
19	1.9	0.8	2.1	0.4	2.2	3.8	0.5	3.2	0.3	0.5	0.3	1.4	0.9	0.9	1.1	0.3	0.6	0.5	4.7	3.0	
20	5.6	2.1	2.4	3.0	6.1	3.3	2.8	2.7	1.8	3.9	4.1	4.1	1.4	1.9	1.6	1.5	1.8	1.7	1.7	0.6	
21	.	0.1	0.1
22	0.5	0.2	1.3	0.2	0.2	1.7	0.5	0.6	0.2	0.3	0.1	.	0.5	0.6	0.1	0.2	0.8	0.3	0.3	0.3	
23	0.9	0.9	0.4	0.5	0.3	1.0	0.7	0.4	0.4	0.6	1.0	0.9	0.7	0.7	0.7	0.1	0.6	0.7	0.8	1.0	
24	0.4	0.5	0.2	1.1	0.2	0.3	1.0	0.5	0.9	0.8	0.7	0.9	0.9	0.9	0.3	0.7	1.0	0.9	1.4	1.1	
25	2.2	2.6	2.8	6.4	4.8	3.6	5.2	2.7	3.2	3.4	3.7	3.5	3.4	3.9	2.4	2.2	2.4	2.1	2.3	2.5	
26	0.4	0.5	2.2	1.6	0.2	1.6	1.3	2.8	1.6	1.6	0.9	1.1	1.0	0.8	1.3	.	1.3	1.5	5.1	4.0	
27	.	0.1	.	0.1	0.1	.	0.1	.	0.4	1.8	0.1	.	1.7	0.4	0.8	.	
28
29
30
31	0.1
I NORM	29.8	31.6	23.8	24.7	26.6	21.8	23.9	25.1	23.2	25.9	27.9	26.5	22.7	24.0	38.3	37.9	39.4	32.4	36.4	35.9	
II NORM	61.3	67.7	54.5	58.0	71.5	55.0	58.7	51.0	56.2	63.4	57.3	69.0	58.8	62.6	56.3	69.2	62.2	52.2	58.7	61.4	
III NORM	4.4	4.9	6.9	9.9	5.8	8.2	8.8	7.0	6.9	8.5	6.5	6.4	8.2	6.9	4.8	3.2	6.1	5.9	10.7	8.9	
MND NORM	95.5	104.2	85.2	92.6	103.9	85.0	91.4	83.1	86.3	97.8	91.7	101.9	89.7	93.5	99.4	110.3	107.7	90.5	105.8	106.2	
	71.0	69.8	64.8	66.1	65.9	63.7	67.1	67.1	67.4	67.9	67.7	68.7	66.5	68.4	64.0	63.8	63.2	60.2	63.1	63.1	

JANUARI 2011

NEERSLAG 8-8 UUR (MM)

DISTRICT 11																						
NR	735	736	737	738	740	741	742	743	744	746	747	749	750	751	752	754	755	756	757	758	760	
DAG	KAPEL LE	BROU WERS HAVEN	KERK WERVE	BIER VLIET	ST KRUIS	STAVE NISSE	TER NEU ZEN	NOORD GOUWE	ANNA JACOBA POLDER	WEST KAPEL LE	KRAB BEN DIJKE	WILHEL MINA DORP	RIL LAND	VROU WEN POLDER	HAAM STEDE	OVE ZANDE	KORT GENE	MIDDEL BURG	THOLEN	WOL PH'RTS DIJK	'S HEE REN HOEK	
1	0.6	0.8	0.8	0.6	0.9	0.6	1.3	0.9	0.5	0.3	1.0	0.4	0.3	1.6	1.1	1.4	1.0	1.3	0.8	0.7	1.1	
2	1.4	0.3	0.3	.	0.6	1.1	0.6	0.7	0.5	0.8	0.6	1.1	1.4	1.7	0.9	0.1	1.0	1.9	0.7	0.8	0.8	
3	0.1	0.6	0.6	2.6	1.6	1.3	2.1	0.8	1.5	1.4	1.1	0.2	0.3	3.0	1.4	1.5	0.7	1.0	0.7	2.8	2.4	
4	2.5	2.0	2.3	0.4	2.0	1.5	0.2	2.0	1.5	1.6	1.4	2.9	1.6	2.2	1.0	0.2	2.0	0.6	2.2	1.2	2.9	
5	0.2	0.3	
6	3.3	5.4	5.9	3.1	5.5	3.6	2.8	5.4	7.5	6.2	3.2	3.1	6.5	9.2	2.5	5.3	5.6	2.5	4.7	3.1	.	
7	18.1	14.7	15.1	15.4	17.6	18.1	11.5	14.6	17.0	13.7	13.5	18.2	14.5	16.4	14.5	17.4	15.0	16.1	12.4	16.5	18.7	
8	8.2	4.8	6.0	9.7	9.3	6.3	8.8	7.0	7.4	5.0	10.0	7.8	6.6	5.0	4.4	6.9	8.4	7.5	7.3	7.8	8.1	
9	3.1	1.8	3.0	1.9	1.2	3.6	2.4	1.9	3.0	2.9	2.0	2.6	2.3	2.5	2.0	2.1	3.1	2.3	1.3	3.0	3.4	
10	0.1	0.1	0.4	.	.	0.3	.	0.3	.	.
11	2.1	2.9	1.1	1.8	1.5	1.9	1.5	2.5*	2.0	1.8	1.2	1.9	1.3	2.2	2.5	1.5	2.5	2.3	1.2	2.0	2.3	
12	1.8	1.8	2.1	1.5	1.7	2.1	2.3	1.6	4.3	1.5	0.8	2.0	0.8	2.0	2.2	0.9	2.0	1.2	1.8	2.1	1.2	
13	40.8	32.0	32.0	36.3	36.3	32.2	31.0	27.7	32.0	26.0	35.5	27.5	34.8	27.4	30.6	37.0	30.6	28.9	33.3	32.4	40.1	
14	9.2	8.5	9.1	6.1	6.0	8.4	5.0	6.5	9.2	7.3	6.8	7.8	6.0	8.9	8.7	7.8	9.5	8.0	7.6	10.3	9.8	
15	6.1	8.0	8.0	4.7	5.2	4.8	3.9	5.5	5.4	8.2	2.5	5.4	4.1	7.9	7.8	4.4	5.6	5.5	3.4	5.7	5.5	
16	0.1	0.1	0.2	.	0.2	.	0.1	0.2	.	.	0.2	0.7	.	
17
18	10.1	6.4	6.3	9.2	9.0	7.4	9.0	7.5	7.3	8.2	11.7	8.1	7.0	6.7	5.4	8.5	8.8	7.7	11.3	10.5	8.4	
19	5.3	0.2	0.3	3.5	4.3	0.6	3.2	0.2	0.4	1.0	3.2	2.8	3.8	1.0	0.2	3.3	1.0	1.7	2.7	2.2	4.5	
20	2.3	1.6	1.6	1.4	1.5	1.4	1.2	1.7	0.8	1.6	1.6	1.5	1.3	1.5	1.9	1.3	1.5	1.6	1.3	2.0	1.8	
21	0.1	0.2	.	
22	0.5	0.2	0.2	0.4	0.4	0.7	0.1	0.5	0.3	0.3	0.6	0.5	0.3	0.2	0.5	0.3	0.2	0.4	0.8	1.4	.	
23	0.6	0.5	0.5	0.7	0.7	0.4	1.1	1.0	0.3	0.5	0.7	0.7	0.3	0.7	0.8	0.5	1.0	0.9	0.7	1.0	1.3	
24	1.6	0.6	1.0	1.6	0.9	1.0	1.1	0.7	0.9	0.9	1.3	0.9	2.2	0.7	1.2	0.4	1.0	1.1	1.7	1.0	1.8	
25	3.5	2.5	1.5	3.4	3.1	3.0	2.9	2.5	2.3	2.8	3.4	2.9	2.4	2.4	2.0	1.7	2.6	2.6	2.0	2.8	2.1	
26	3.0	1.6	2.8	4.0	8.0	1.4	4.1	1.8	1.0	3.5	2.2	3.0	2.0	3.5	2.5	3.6	3.3	4.0	1.6	3.0	3.7	
27	0.1	0.3	0.6	0.2	0.5	.	.	0.2	.	0.6	0.2	.	.	0.3	0.2	0.2	.	0.3	0.1	0.4	.	
28
29	.	.	0.1	0.1
30
31	0.1	0.1	.	.
I	37.5	30.4	34.0	33.7	38.8	36.1	29.7	33.3	38.9	32.0	32.8	36.7	30.1	38.9	34.9	32.1	36.5	36.6	27.9	37.8	40.5	
NORM	25.6	22.2	22.8	23.3	24.4	26.1	23.6	20.4	24.7	22.3	25.1	24.6	25.3	24.3	22.6	25.3	22.5	22.5	25.3	24.5	24.9	
II	77.7	61.4	60.5	64.5	65.6	58.8	57.1	53.2*	61.4	55.7	63.5	57.0	59.3	57.6	59.4	64.9	61.5	56.9	62.8	67.9	73.6	
NORM	15.6	15.1	14.3	16.3	18.2	15.3	14.2	12.8	14.6	15.0	15.2	15.1	15.1	16.0	15.1	16.2	14.3	15.3	15.1	16.1	15.6	
III	9.3	5.7	6.7	10.3	13.7	6.5	9.3	6.7	4.8	8.7	8.4	8.0	7.2	7.6	7.0	6.9	8.2	9.1	6.5	9.3	10.3	
NORM	25.5	23.1	24.1	24.3	26.4	25.5	24.7	21.9	24.3	22.5	23.9	24.9	23.4	25.0	23.8	24.5	22.9	22.6	23.2	24.5	23.2	
MND	124.5	97.5	101.2	108.5	118.1	101.4	96.1	93.2	105.1	96.4	104.7	101.7	96.6	104.1	101.3	103.9	106.2	102.6	97.2	115.0	124.4	
NORM	66.8	60.4	61.1	63.9	69.1	66.9	62.5	55.0	63.6	59.9	64.1	64.6	63.8	65.3	61.5	66.0	59.7	60.5	63.6	65.0	63.6	

DISTRICT 11							DISTRICT 12								DISTRICT 13						
NR	761	762	763	764	767	770	828	829	832	833	834	837	838	839	841	827	831	843	844		
DAG	PHI LIP PINE	SCHOON DIJKE	CAD ZAND	KLOOS TER ZANDE	KA PELLE BRUG	WEST DORPE	OUDEM BOSCH	ZUN DERT	BERGEN O/ZOOM	OOS TER HOUT	STEE N CHAAM	GINNE BERGEN	HOOG ER HEIDE	KLUN DERT	TIL BURG	ES BEEK	GILZE RIJEN	CA PELLE			
1	0.6	1.1	0.8	1.0	0.9	1.0	0.6	0.7	0.8	2.6	0.7	0.9	3.0	0.8	0.6	1.7	1.4	2.0	1.4	.	
2	0.3	1.1	1.0	0.5	0.8	0.1	.	0.9	0.6	.	0.4	.	0.6	0.9	0.8	0.8	1.3	0.6	.	.	
3	0.9	1.5	0.8	0.9	1.1	1.5	0.2	0.6	1.1	.	0.1	1.6	.	0.7	0.1	.	.	0.3	.	.	
4	0.1	0.5	1.4	0.5	0.1	0.1	.	0.3	0.8	.	0.3	.	0.1	1.1	1.2	.	1.2	0.5	.	.	
5	0.1	0.2	.	.	.	0.2
6	3.5	4.0	3.5	3.0	3.1	3.0	4.9	3.6	2.4	5.2	3.1	3.4	3.2	3.3	2.7	3.3	3.1	3.3	2.8	.	
7	13.3	18.0	17.1	14.0	11.7	11.3	14.0	12.1	10.7	16.8	11.0	13.7	12.5	13.6	14.7	9.1	7.6	12.6	14.3	.	
8	11.0	9.5	7.2	9.4	3.7	6.0	5.9	3.3	9.7	5.4	3.6	6.3	4.1	3.9	5.4	4.1	6.2	4.0	4.9	.	
9	2.5	3.0	1.9	2.3	1.4	3.2	2.8	1.4	2.6	0.2	.	2.4	2.4	1.5	3.6	0.2	0.7	1.2	.	.	
10	0.3	0.5	.	.	.	0.3	.	.	.
11	1.1	2.0	1.1	1.0	1.0	1.4	0.7	1.0	1.1	3.2	0.5	0.9	0.6	0.7	0.9	0.7	0.8	1.0	1.3	.	
12	1.5	1.5	1.2	1.2	1.9	2.5	1.8	1.6	1.2	1.8	0.9	2.4	1.2	1.7	1.7	1.2	1.1	1.2	0.4	.	
13	34.4	37.0	29.0	30.2	28.9	27.4	40.3	32.5	34.8	34.6	27.1	42.2	35.4	33.6	37.2	33.5	27.7	35.0	32.3	.	
14	5.8	7.0	6.8	5.8	4.1	4.3	7.6	8.1	6.4	11.4	6.7	8.4	5.4	5.7	9.8	7.3	12.5	6.5	7.2	.	
15	4.8	5.6	6.3	4.0	2.4	3.7	3.1	2.9	3.1	5.2	2.2	4.6	3.1	2.5	5.8	3.2	4.7	2.5	2.8	.	
16	0.1	0.1	0.1	0.2	0.1	0.2	.	0.3	.	.	0.1	.	.	0.2	0.2	.	.	0.2	0.8	.	.
17	.	.	0.7
18	10.8	9.5	7.7	6.5	4.9	8.4	9.9	4.9	10.3	9.8	5.0	9.8	9.3	7.9	8.6	6.1	2.5	6.6	10.5	.	
19	5.5	5.2	4.9	4.6	5.9	6.0	1.6	1.7	2.8	1.3	0.5	4.1	1.0	3.8	1.7	2.1	1.2	1.2	0.5	.	
20	0.8	1.7	1.9	1.4	1.6	1.0	2.8	8.2	1.1	4.2	2.3	2.1	3.1	1.0	6.2	3.5	4.3	3.9	2.1	.	
21	0.2	0.1	.	.	0.3	0.1
22	0.4	0.9	0.4	0.3	0.3	0.5	0.4	0.5	.	.	0.2	.	0.4	0.3	0.1	0.5	0.6	0.2	.	.	
23	0.5	0.5	0.5	0.4	1.0	0.5	1.0	0.8	1.1	0.2	0.5	1.2	0.7	0.7	0.6	0.4	0.4	0.7	0.2	.	
24	0.8	1.5	0.4	1.2	1.6	1.1	1.3	0.6	1.3	1.3	0.7	0.9	0.5	1.2	0.9	1.1	0.6	0.7	0.3	.	
25	3.1	3.6	3.4	3.2	3.0	3.1	2.1	2.7	1.4	3.9	2.5	2.6	2.8	2.3	2.1	2.4	4.0	1.8	2.8	.	
26	5.1	5.5	6.8	3.3	4.2	5.0	0.3	1.0	1.5	0.3	0.7	1.4	0.3	2.2	0.5	1.7	1.2	0.8	0.3	.	
27	.	0.5	0.8	0.3	0.1	0.2	0.4	.	0.2
28
29	0.1
30
31	0.1
I	32.3	38.7	33.7	31.6	22.8	26.5	28.4	22.9	28.7	30.4	19.2	28.3	25.3	26.2	29.2	19.2	21.5	24.8	23.4	.	
NORM	22.9	23.4	24.6	26.7	24.1	.	24.5	27.2	24.0	26.6	27.										

DISTRICT 13

NR	892	896	899	901	903	904	905	906	907	908	909	911	912	914	915	918	919	920	926
DAG	GIERS BER GEN	HEL MOND	GEMERT	NU LAND	MEGEN	SOME REN	ST ANTHO NIS	OIR SCHOT	BOX TEL	DEURNE	MILL	DIN THER	LEENDE	OSS	EERSEL	MAAR HEEZE	EIND HOVEN VB	VOLKEL	WAAIRE
1	0.7	0.5	1.5	1.0	1.2	0.8	0.7	0.7	0.9	0.2	1.6	1.3	0.6	1.3	1.4	1.0	0.6	1.6	0.5
2	0.6	2.8	1.3	.	0.7	0.6	0.7	0.4	0.8	0.2	0.9	.	0.8	0.1	0.9	1.2	1.0	.	0.5
3	0.2	0.2
4	0.5	0.1	.	0.5	0.1	.	0.1	0.3	0.2	.	0.1	1.1	0.1	0.1	.	.	0.1	0.1	0.1
5
6	2.3	2.9	2.7	2.0	2.4	3.3	3.5	2.5	2.7	3.8	3.2	2.9	2.7	1.9	1.6	2.5	3.0	3.7	2.5
7	16.1	7.5	7.7	9.7	13.5	8.6	9.1	8.2	8.6	6.9	8.6	8.9	9.3	9.0	8.3	8.1	8.0	8.1	8.0
8	2.4	4.2	6.9	5.3	5.2	4.4	5.8	4.4	5.5	4.6	6.2	9.6	3.0	5.4	5.6	3.7	4.7	5.4	4.5
9	0.6	0.7	1.7	0.3	.	3.7	0.8	0.7	0.7	2.5	0.7	.	3.8	0.1	0.9	5.0	0.4	0.6	2.0
10	0.3	0.3	0.3
11	0.9	.	.	0.7	.	.	.	0.8	0.7	1.4	0.5	.	0.7	.	0.4	0.4	0.5	.	0.3
12	1.3	1.4	1.3	1.0	1.4	1.9	1.2	0.5	0.9	0.2	0.6	1.9	1.5	1.3	1.6	1.5	1.5	1.8	1.0
13	26.1	18.1	19.6	29.3	28.1	19.0	22.7	24.0	27.8	16.1	25.6	24.1	18.1	28.0	22.8	17.4	22.3	26.2	18.5
14	11.8	8.5	11.7	15.0	10.8	9.0	17.8	8.3	8.4	6.8	14.4	14.5	7.9	10.4	7.7	7.2	7.5	14.6	8.0
15	4.1	3.0	2.8	4.8	4.1	2.4	3.0	3.7	3.4	3.3	3.7	3.6	2.1	3.5	3.4	2.2	2.8	3.5	3.0
16	0.2	0.1	.	0.1	0.2	0.2	.	0.1	.	.
17
18	4.2	2.7	4.9	6.8	7.5	3.9	3.2	2.9	3.5	3.7	4.0	2.4	4.5	7.0	4.6	5.0	3.0	4.9	3.0
19	1.1	6.2	3.1	0.8	2.0	3.0	3.8	2.4	2.2	7.7	3.1	1.4	3.9	0.8	4.8	3.0	6.0	1.7	6.0
20	3.8	4.1	2.9	2.6	3.9	4.8	2.4	3.2	2.5	3.9	4.9	2.6	3.8	3.5	4.2	3.2	4.1	4.6	4.0
21	0.2	0.2	.	0.1	.	.	0.1
22	0.6	1.7	1.6	0.8	0.4	1.3	1.2	0.5	0.7	1.4	1.5	1.1	1.1	0.7	0.8	1.5	1.0	1.7	1.4
23	0.7	0.2	0.6	0.5	0.8	1.5	0.6	0.4	0.4	0.5	0.9	0.5	0.7	0.5	0.4	0.6	0.2	0.8	0.4
24	0.5	0.3	0.5	0.8	0.4	0.2	0.1	0.3	0.4	0.6	0.3	0.8	0.9	0.3	0.4	0.7	0.2	0.4	0.6
25	3.8	1.9	2.7	3.8	4.5	2.5	4.2	2.9	2.4	2.9	4.6	2.5	3.0	3.7	3.1	3.4	2.6	5.6	2.4
26	0.9	2.5	1.2	1.0	0.6	2.3	0.8	0.9	2.5	1.3	1.1	1.5	2.8	0.8	1.2	2.6	2.0	1.5	2.5
27	.	0.1	0.1	1.6	.	0.2	0.1	0.1	.	.	0.1	.	.	0.2
28
29
30	0.1
31
I	23.2	18.7	21.8	18.8	23.1	21.9	21.0	17.5	19.4	18.2	21.3	23.8	20.5	17.9	18.7	21.5	17.8	19.5	18.1
NORM		27.5	25.7	28.2	26.3	24.8	26.7	25.8	26.4	24.2	26.5	26.2	25.9	25.8	25.5	21.1	26.2	24.2	
II	53.5	44.0	46.3	61.0	57.8	44.1	54.1	45.9	49.6	43.1	56.8	50.5	42.5	54.5	49.7	39.9	47.8	57.3	43.8
NORM		16.3	15.0	17.2	15.9	15.7	16.6	16.8	16.7	15.2	16.3	16.2	16.3	15.4	16.7	14.0	16.1	15.2	
III	6.5	6.7	6.7	8.5	7.0	8.2	7.0	5.2	6.4	6.7	8.6	6.4	8.5	6.2	5.9	8.8	6.0	10.0	7.3
NORM		24.9	23.3	24.9	24.8	25.9	24.5	24.5	24.7	24.4	24.9	23.7	27.3	23.0	26.3	23.0	24.2	22.2	
MND	83.2	69.4	74.8	88.3	87.9	74.2	82.1	68.6	75.4	68.0	86.7	80.7	71.5	78.6	74.3	70.2	71.6	86.8	69.2
NORM		68.7	64.0	70.4	67.1	66.4	67.9	67.2	67.8	63.8	67.7	66.1	69.5	64.2	68.5	58.1	66.5	61.6	

DISTRICT 14

DISTRICT 15

NR	883	897	913	921	922	923	961	964	967	970	977	962	963	965	966	968	969	971	973	974	
DAG	SEVE NUM	VENLO	IJSSSEL STEYN	SIEBEN GE VENRAY	WALD	ARCEN	ROER MOND	WEERT	HEI BLOEM	STRAMP ROY	REUVER	UBACHS BERG	VAL KEN BURG	SCHAES BERG	SCHIN NEN	VAALS	STEIN	NOOR BEEK	BEEK	BUCH TEN	
1	1.5	1.4	1.0	1.0	0.6	1.5	1.1	0.5	1.2	0.9	0.7	1.6	1.0	0.8	1.0	1.5	0.9	1.4	0.9	0.7	
2	0.5	1.1	.	0.5	0.1	1.0	0.6	0.8	0.8	0.8	0.6	0.8	1.1	0.8	0.8	2.0	0.6	2.0	0.5	0.2	
3	.	0.2	0.2	0.1	0.5	.	.	0.1	.	
4	.	0.1	0.7	.	.	0.3	0.5	0.3	0.1	.	
5	
6	4.0	3.8	4.0	3.5	4.2	4.0	4.4	3.2	3.1	3.1	4.1	5.4	4.5	4.4	5.7	2.3	5.0	3.2	4.5	4.8	
7	9.5	9.0	4.1	7.8	8.7	9.1	9.1	5.9	7.2	8.5	8.6	10.6	8.6	9.2	8.3	12.6	9.5	9.1	7.8	9.0	
8	3.5	3.9	3.2	6.4	6.8	4.9	2.9	3.7	3.0	2.8	3.7	5.2	5.6	6.0	4.9	5.2	6.5	5.0	5.3	4.5	
9	6.8	13.0	2.5	3.5	1.6	5.9	13.9	9.0	9.3	12.3	15.9	15.7	23.1	15.8	16.8	13.2	9.6	15.7	14.6	11.7	
10	.	0.2	.	.	.	0.3	0.1	0.2	0.1	
11	.	0.2	0.1	0.3	0.3	0.3	0.1	.	0.4	
12	1.3	0.9	1.8	1.9	1.3	0.9	1.6	2.0	2.0	1.9	1.2	1.8	1.1	1.2	1.6	1.8	2.4	2.1	1.6	2.0	
13	16.5	19.2	21.0	18.9	23.4	18.2	15.8	17.4	15.3	15.1	28.0	24.6	28.5	22.7	23.9	39.0	24.6	23.9	23.8	17.5	
14	9.7	10.8	8.3	7.2	15.6	8.4	6.7	5.6	6.6	6.6	9.1	7.8	8.8	10.5	8.6	14.3	9.1	6.9	9.4	6.8	
15	1.6	1.4	5.0	3.6	3.5	2.1	0.7	3.6	3.6	2.3	2.1	2.9	2.5	2.3	2.7	5.9	3.9	3.4	2.4	3.2	
16	
17	
18	4.4	5.2	2.6	1.9	2.7	4.1	1.8	1.5	3.5	1.3	3.5	0.9	0.4	1.0	1.1	.	0.7	1.6	0.3	0.1	
19	4.0	4.0*	5.1	3.8	3.8	4.9	5.4	1.0	0.8	5.2	3.2	4.8	5.5	5.0	2.0	10.2	4.9	7.5	2.4	5.6	
20	4.1	3.1	3.0	4.3	3.2	5.4	3.6	2.8	2.8	2.6	4.4	6.1	5.5	2.5	5.2	7.8	5.8	3.6	5.2	3.0	
21	0.1	0.1	0.1	.
22	1.5	2.0	1.4	1.1	1.2	1.6	1.4	1.4	1.2	1.5	1.3	2.8	3.6	2.5	3.3	3.9	1.7	1.5	1.8	1.6	
23	0.6	1.4	0.3	0.4	0.5	0.9	1.8	0.5	0.9	0.6	2.1	5.2	3.5	3.2	2.1	2.5	3.4	5.2	2.9	2.6	
24	.	1.0	0.2	0.2	0.6	0.7	0.3	0.4	0.5	0.8	0.6	1.9	2.4	2.8	2.2	4.1	1.6	3.0	2.0	1.1	
25	3.0	3.3	3.3	3.2	4.7	4.4	2.1	1.5	1.4	2.2	1.6	2.3	4.1	2.1	2.7	7.4	4.9	6.8	4.0	2.4	
26	3.5	2.7	3.2	1.2	1.9	1.1	2.4	3.4	3.0	3.1	4.1	4.4	4.9	4.5	3.8	2.3	3.7	4.0	3.0	1.7	
27	0.2	0.1	.	.	1.0	.	1.1	.	.	0.2	.	
28	0.1	0.1	.	0.4	.	0.5	0.1	.	
29	
30	
31	0.1	
I	25.8	32.7	15.5	22.7	22.0	27.0	32.0	23.1	24.6	28.4	33.6	39.3	44.4	37.6	37.6	37.3	32.1	36.4	34.0	31.0	
NORM		24.1	24.7	27.1			21.8	23.0	23.3	22.1	23.8	23.0	24.3	22.8	23.0	27.3	23.2	21.9	21.5	22.9	
II	41.6	44.8*	46.8	41.6	53.5	44.0	35.6	34.2	34.9	35.3	51.6	48.9	52.7	45.2	45.1	79.0	51.4	49.0	45.1	38.2	
NORM		15.1	15.9	14.8	16.2		14.0	15.3	14.8	13.9	14.7	16.2	16.9	15.7	16.8	21.4	16.6	16.5	15.5	15.3	
III	8.6	10.4	8.4	6.1	8.9	9.1	8.0	7.2	7.0	8.2	9.8	16.6	18.7	16.2	14.1	21.7	15.3	21.0	14.1	9.4	
NORM		24.1	26.1	23.5	23.4		22.5	23.9	24.6	22.3	24.3	24.4	25.7	25.0	25.8	28.1	25.2	22.4	22.7	24.3	

JANUARI 2011

NEERSLAG 8-8 UUR (MM)

DISTRICT 15

NR	979	980	981	982
DAG	ECHT	EPEN	OOST- MAAR LAND	SCHIN VELD
1	0.6	0.7	0.4	0.6
2	.	1.5	0.7	0.6
3	.	0.1	.	.
4
5
6	4.5	2.3	4.0	3.9
7	7.3	8.6	8.0	6.7
8	3.7	6.3	5.0	4.2
9	12.2	13.6	14.0	13.3
10	.	.	.	0.3
11	0.6	.	0.2	.
12	1.4	1.5	2.6	1.3
13	15.8	26.1	22.1	17.8
14	4.5	8.8	4.9	7.3
15	2.4	4.2	2.6	2.3
16
17
18	1.0	0.1	0.4	0.8
19	5.9	8.5	6.5	1.5
20	2.4	5.6	2.4	3.5
21
22	1.3	3.1	3.7	2.9
23	2.3	2.5	4.8	2.4
24	0.6	2.2	2.7	1.3
25	2.4	1.9	4.3	1.9
26	3.2	6.5	4.9	2.3
27	.	0.3	0.3	0.3
28	.	0.6	0.1	.
29
30
31
I	28.3	33.1	32.1	29.6
NORM	20.4			
II	34.0	54.8	41.7	34.5
NORM	13.5			
III	9.8	17.1	20.8	11.1
NORM	20.5			
MND	72.1	105.0	94.6	75.2
NORM	54.3			

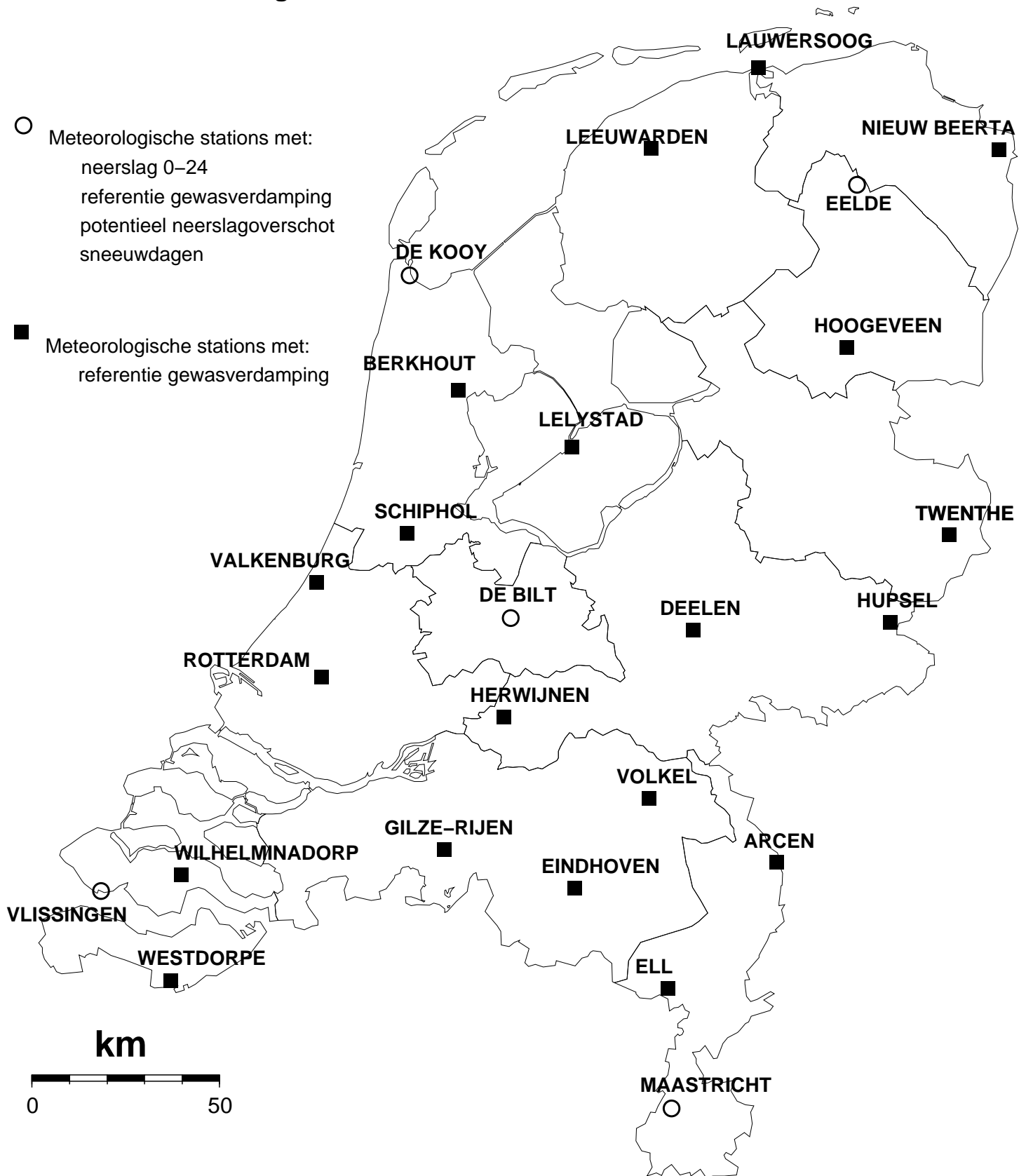
REFERENTIE-GEWASVERDAMPING VOLGENS MAKKINK (MM)

NR	270	277	286	249	269	279	210	240	275	290	344	356	283	323	319	350	370	375	377	391
DAG	LEEU WARDEN	LAU WERS OOG	NIEUW BEERTA	BERK HOUT	LELY STAD	HOOG VEEN	VALKEN BURG	SCHIP HOL	DEE LEN	TWEN THE	R'DAM	HER WIJNEN	HUP SEL	WILHEL MINA DORP	WEST DORPE	GILZE RIJEN	EIND HOVEN	VOLKEL	ELL	ARCEN
1	0.3	0.3	0.4	0.3	0.2	0.3	0.3	0.3	0.2	0.2	0.2	0.3	0.2	0.2	0.1	0.2	0.2	0.1	0.2	0.1
2	0.3	0.3	0.3	0.3	0.3	0.4	0.4	0.4	0.4	0.4	0.3	0.4	0.4	0.4	0.3	0.5	0.4	0.4	0.4	0.3
3	0.2	0.2	0.4	0.3	0.3	0.3	0.2	0.2	0.3	0.2	0.2	0.3	0.4	0.2	0.2	0.2	0.2	0.3	0.2	0.1
4	0.2	0.1	0.1	0.3	0.2	0.1	0.3	0.3	0.2	0.2	0.3	0.2	0.2	0.3	0.3	0.3	0.2	0.3	0.4	0.4
5	0.2	0.2	0.3	0.2	0.3	0.3	0.3	0.2	0.4	0.3	0.3	0.4	0.3	0.4	0.4	0.4	0.4	0.3	0.3	0.3
6	0.1	0.1	0.1	0.1	0.1	0.1	0.1	0.1	0.1	0.1	0.1	0.1	0.1	0.1	0.1	0.1	0.1	0.1	0.1	0.1
7	0.2	0.2	0.1	0.1	0.1	0.1	0.1	0.1	0.1	0.1	0.1	0.1	0.1	0.1	0.1	0.1	0.1	0.1	0.1	0.1
8	0.1	0.1	0.2	0.1	0.2	0.2	0.2	0.2	0.1	0.2	0.2	0.2	0.2	0.2	0.3	0.2	0.2	0.2	0.3	0.2
9	0.4	0.4	0.4	0.5	0.4	0.4	0.5	0.4	0.3	0.3	0.5	0.4	0.3	0.5	0.5	0.5	0.4	0.4	0.4	0.4
10	0.4	0.3	0.4	0.4	0.4	0.2	0.4	0.4	0.4	0.4	0.4	0.5	0.4	0.4	0.5	0.5	0.5	0.5	0.5	0.5
11	0.1	0.1	0.2	0.1	0.1	0.1	0.1	0.1	0.1	0.2	0.1	0.1	0.2	0.1	0.1	0.1	0.1	0.1	0.1	0.1
12	0.1	0.1	0.1	0.1	0.1	0.1	0.1	0.1	0.1	0.1	0.1	0.1	0.1	0.1	0.1	0.1	0.1	0.1	0.1	0.1
13	0.1	0.1	0.1	0.1	0.1	0.1	0.2	0.1	0.1	0.1	0.1	0.1	0.1	0.1	0.1	0.1	0.1	0.1	0.1	0.1
14	0.1	0.1	0.1	0.2	0.1	0.1	0.1	0.1	0.1	0.1	0.1	0.1	0.1	0.1	0.1	0.1	0.1	0.1	0.2	0.1
15	0.1	0.1	0.1	0.1	0.1	0.1	0.1	0.1	0.1	0.1	0.1	0.2	0.2	0.2	0.2	0.2	0.2	0.2	0.2	0.2
16	0.5	0.5	0.4	0.6	0.4	0.6	0.4	0.4	0.4	0.4	0.4	0.4	0.3	0.5	0.5	0.4	0.4	0.4	0.5	0.4
17	0.1	0.1	0.1	0.1	0.1	0.1	0.1	0.1	0.2	0.2	0.1	0.2	0.2	0.2	0.2	0.2	0.3	0.4	0.3	0.3
18	0.1	0.1	0.1	0.2	0.1	0.1	0.2	0.2	0.2	0.2	0.2	0.2	0.1	0.2	0.2	0.1	0.1	0.1	0.1	0.1
19	0.4	0.4	0.3	0.3	0.4	0.3	0.3	0.3	0.3	0.2	0.2	0.4	0.3	0.3	0.3	0.4	0.4	0.4	0.4	0.4
20	0.5	0.5	0.3	0.5	0.5	0.5	0.5	0.6	0.6	0.3	0.5	0.6	0.3	0.7	0.6	0.6	0.6	0.5	0.5	0.5
21	0.2	0.2	0.2	0.2	0.2	0.2	0.3	0.2	0.2	0.1	0.2	0.2	0.2	0.3	0.3	0.2	0.2	0.2	0.2	0.2
22	0.3	0.2	0.2	0.3	0.2	0.2	0.3	0.2	0.2	0.1	0.2	0.2	0.1	0.2	0.3	0.2	0.2	0.2	0.2	0.2
23	0.1	0.1	0.1	0.1	0.1	0.1	0.2	0.1	0.1	0.1	0.1	0.1	0.1	0.1	0.2	0.2	0.1	0.1	0.1	0.1
24	0.3	0.3	0.2	0.4	0.3	0.2	0.3	0.3	0.2	0.2	0.2	0.2	0.2	0.3	0.2	0.2	0.2	0.2	0.1	0.1
25	0.4	0.3	0.3	0.5	0.5	0.3	0.5	0.5	0.4	0.3	0.3	0.5	0.4	0.2	0.1	0.3	0.2	0.4	0.2	0.4
26	0.2	0.2	0.3	0.3	0.3	0.3	0.4	0.3	0.2	0.2	0.4	0.2	0.2	0.4	0.3	0.3	0.3	0.3	0.5	0.3
27	0.4	0.5	0.4	0.5	0.5	0.5	0.6	0.5	0.4	0.4	0.5	0.6	0.5	0.6	0.3	0.5	0.5	0.5	0.4	0.5
28	0.7	0.5	0.7	0.7	0.6	0.7	0.6	0.6	0.7	0.6	0.6	0.6	0.5	0.6	0.6	0.6	0.6	0.6	0.6	0.6
29	0.3	0.3	0.2	0.5	0.6	0.6	0.5	0.7	0.6	0.5	0.5	0.7	0.6	0.7	0.7	0.7	0.7	0.6	0.7	0.7
30	0.6	0.6	0.2	0.3	0.2	0.1	0.4	0.3	0.1	0.1	0.2	0.1	0.1	0.2	0.4	0.1	0.3	0.1	0.7	0.5
31	0.2	0.2	0.1	0.2	0.2	0.1	0.2	0.2	0.1	0.1	0.2	0.1	0.1	0.1	0.1	0.1	0.1	0.1	0.1	0.1
I	2.4	2.2	2.7	2.6	2.5	2.4	2.8	2.5	2.5	2.4	2.6	3.0	2.6	2.8	2.8	3.0	2.7	2.6	2.8	2.6
II	2.1	2.1	1.8	2.3	2.0	2.1	2.1	2.1	2.2	1.9	1.9	2.4	1.9	2.5	2.4	2.3	2.3	2.4	2.6	2.3
III	3.7	3.4	2.9	4.0	3.7	3.3	4.3	3.9	3.2	2.7	3.4	3.5	3.0	3.7	3.5	3.4	3.4	3.3	3.8	3.7
MND	8.2	7.7	7.4	8.9	8.2	7.8	9.2	8.5	7.9	7.0	7.9	8.9	7.5	9.0	8.7	8.7	8.4	8.3	9.2	8.6

REFERENTIE
GEWASVERDAMPING (MM)NEERSLAG
0-24 UUR (MM)SNEEUWDAGEN (s)
0- 24 UURNEERSLAGGEMIDDELDEN
PER DISTRICT (MM)

NR	235	280	260	310	380	235	280	260	310	380	235	280	260	310	380	D1	D2	D3	D4	
DAG	DE KOOY	EELDE	DE BILT	VLIS SIN GEN	MAAS TRICHT	DE KOOY	EELDE	DE BILT	VLIS SIN GEN	MAAS TRICHT	DE KOOY	EELDE	DE BILT	VLIS SIN GEN	MAAS TRICHT	I	II	III	MAAND NORM	
1	0.2	0.3	0.2	0.2	0.1	0.4	1.5	0.6	0.8	0.6	.	s	.	.	s	15.3	15.7	15.9	21.9	
2	0.3	0.4	0.4	0.3	0.2	0.4	1.1	0.0	1.4	.	.	s	.	.	.	23.6	28.2	28.1	36.9	
3	0.3	0.3	0.3	0.1	0.2	0.0	0.0	0.1	0.4	0.0	.	.	s	.	s	4.2	5.6	7.5	5.1	
4	0.2	0.1	0.3	0.3	0.4	0.0	0.0	0.0	.	.	.	s
5	0.2	0.2	0.4	0.4	0.4	2.8	1.0	0.5	0.3	0.0	s	s
6	0.1	0.1	0.1	0.1	0.1	4.9	6.4	15.5	16.6	9.9	I	22.6	23.2	31.2	24.4
7	0.1	0.1	0.1	0.1	0.1	4.7	0.1	0.5	7.0	5.9	II	43.0	43.6	56.8	55.0
8	0.1	0.2	0.2	0.2	0.3	1.9	2.2	4.8	4.8	10.1	III	5.8	7.1	5.3	8.8
9	0.4	0.4	0.4	0.6	0.3	4.2
10	0.3	0.4	0.5	0.5	0.5	MAAND NORM	71.4	73.9	93.4	88.1
11	0.1	0.1	0.1	0.1	0.1	2.7	0.8	2.1	1.9	1.4	s
12	0.1	0.1	0.1	0.1	0.1	5.0	2.5	10.5	20.7	13.7
13	0.1	0.1	0.1	0.1	0.1	4.1	4.6	12.5	14.4	21.4
14	0.2	0.1	0.1	0.1	0.2	4.3	12.1	19.3	4.7	2.0	I	24.9	25.5	34.4	26.5
15	0.1	0.1	0.1	0.2	0.3	1.4	0.5	0.0	0.0	0.0	II	51.3	60.4	61.0	63.3
16	0.6	0.5	0.4	0.6	0.5	III	8.3	7.1	8.3	5.4
17	0.1	0.1	0.1	0.2	0.5	5.0	1.4	0.5	0.8	0.0
18	0.2	0.1	0.2	0.2	0.2	.	.	10.8	11.3	2.8	MAAND NORM	84.5	93.0	103.7	95.2
19	0.3	0.3	0.3	0.2	0.3	1.1	4.0	1.6	1.0	3.3	.	s	.	.	.	67.8	67.3	63.5	66.6	
20	0.6	0.5	0.6	0.5	0.4	.	.	0.0	0.1	1.1	s
21	0.3	0.2	0.2	0.4	0.1	0.7	0.4	0.0	0.0	0.3	.	.	s	.	s
22	0.3	0.2	0.2	0.2	0.1	0.2	0.8	0.3	0.4	3.5	I	20.5	26.1	34.8	24.3
23	0.1	0.1	0.1	0.1	0.1	0.6	0.4	0.3	1.4	1.9	II	50.9	42.2	47.7	46.3
24	0.4	0.2	0.2	0.4	0.1	0.1	0.6	1.4	0.5	5.0	III	6.8	8.3	15.8	7.2
25	0.5	0.3	0.5	0.2	0.1	0.6	4.8	5.4	3.2	3.4
26	0.2	0.4	0.3	0.4	0.5	0.0	0.0	0.0	2.2	0.0	.	s	.	.	.	MAAND NORM	78.2	76.6	98.3	77.8
27	0.5	0.4	0.6	0.5	0.3	0.0	0.0	.	.	0.0	.	s	.	.	s	66.9	62.5	63.9	68.7	
28	0.6	0.7	0.6	0.7	0.5
29	0.5	0.4	0.7	0.7	0.7
30	0.5	0.3	0.2	0.3	0.5
31	0.2	0.2	0.2	0.2	0.1	0.0	s
I	2.2	2.5	2.9	2.8	2.6	15.1	12.3	22.0	31.3	30.7	s	s	s	.	s
NORM	2.0	1.8	2.0	2.3	2.3	26.1	28.2	28.0	24.2	21.7	LAAGSTE MAANDSOM 24 VLIELAND	.	.	30.7	MM TE
II	2.4	2.0	2.1	2.3	2.7	23.6	25.9	57.3	54.9	45.7	s	s	.	.	s
NORM	2.6	2.3	2.6	3.1	3.0	14.8	15.1	15.1	12.5	15.5
III	4.1	3.4	3.8	4.1	3.1	2.2	7.0	7.4	7.7	14.1	.	s	s	.	s
NORM	3.5	3.0	3.3	4.0	3.5	23.5	25.7	23.9	22.0	23.2	HOOGSTE DAGSOM 13/01 TE 83				

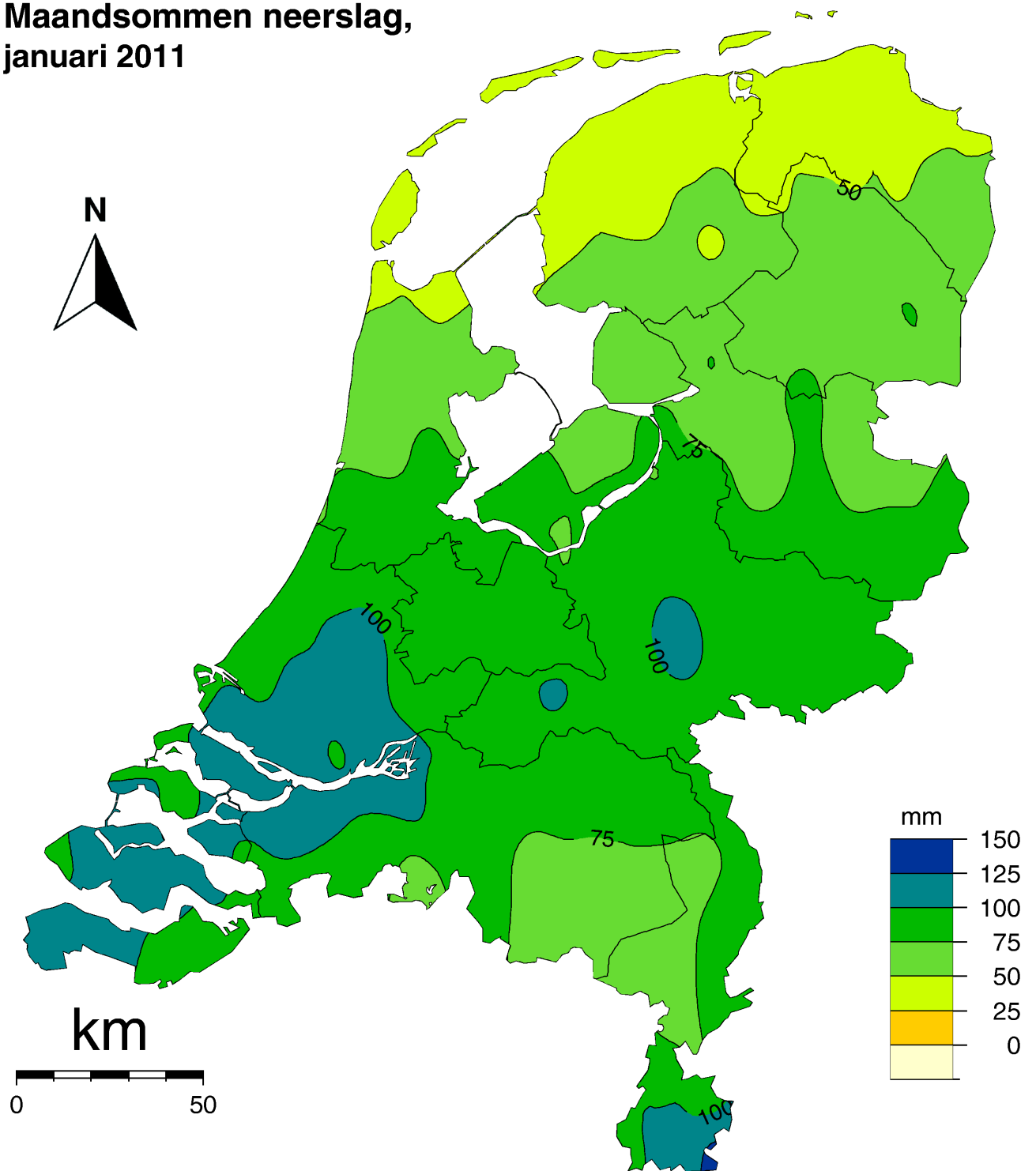
Kaart met meteorologische stations



KNMI Neerslagstations, neerslag 08–08 uur UT



Maandsommen neerslag, januari 2011



(c) 2011, KNMI Klimaatdata en -advies



Dit rapport is een uitgave van:

Koninklijk Nederlands Meteorologisch Instituut
Klimaatdata en -advies
Postbus 201 | 3730 AE De Bilt
www.knmi.nl | klimateesk@knmi.nl