Koninklijk Nederlands
Meteorologisch Instituut
Ministerie van Infrastructuur en Milieu

Maandoverzicht neerslag en verdamping in Nederland

juli 2016

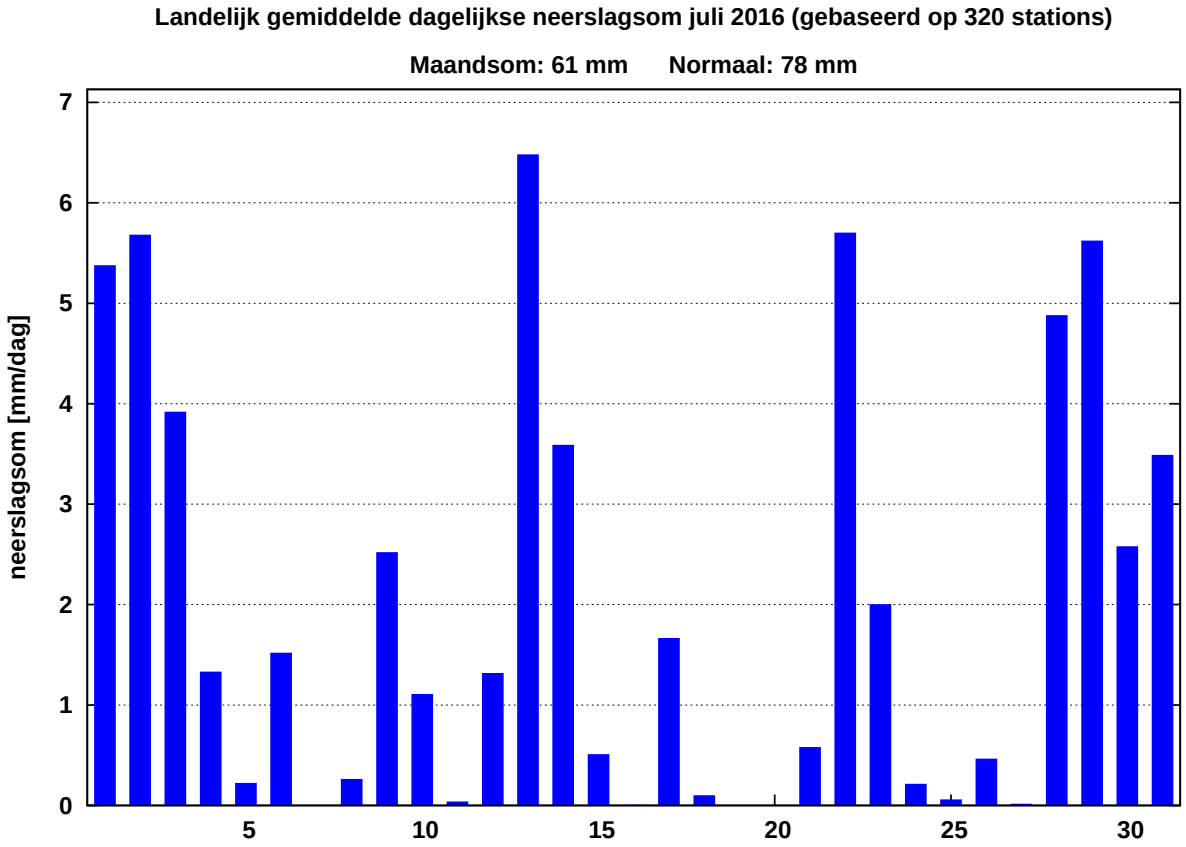

In het Maandoverzicht neerslag en verdamping in Nederland (MONV) zijn dagelijkse gegevens van neerslag, verdamping, potentieel neerslagoverschot en sneeuwdagen opgenomen. Daarnaast worden decade- en maandwaarden vermeld. De metingen worden verricht op ca. 325 KNMI-neerslagstations en 25 KNMI meteorologische stations, alwaar uit metingen van temperatuur en straling de referentie-gewasverdamping wordt berekend. Het MONV is ruim 75 jaar uitgegeven als KNMI-periodiek en wordt sinds 2009 verspreid via internet (http://www.knmi.nl/nederland-nu/klimatologie/gegevens/monv).

KNMI
Postbus 201
3730 AE De Bilt
e-mail: Klimaatdesk@knmi.nl

JULI 2016

NEERSLAG 8-8 UUR (MM)

DISTRICT 1

NR	10	11	12	15	16	17	18	19	21	22	24	25	26
DAG	HOL LUM	W.TER SCHEL LING	SCHIER MONNIK OOG	OOST VLIE LAND	PETTEN	DEN BURG	NES AME LAND	DE COCKS DORP	CAL LANTS OOG	DE KOOG	VLIE LAND	DE KOOY	FOR MERUM
1	14.8	3.8	7.2	3.6	7.7	7.8	8.9	4.7	10.4*	4.2*	2.9	11.9	3.8
2	2.6	1.6	9.6	1.6	1.8	1.5	6.8	0.9	1.8*	0.9*	1.7	1.4	1.2
3	0.1	.	0.2	.	5.5	.	.	.	4.5*	. *	.	1.0	.
4	1.5	0.6	.	0.3	0.1	1.2	0.4	0.5	. *	0.5*	0.5	.	0.7
5	0.4	0.7	0.1	0.6	0.2	1.5	1.3	0.7	0.2*	0.8*	1.2	0.4	0.5
6	0.2	0.2	1.6	.	0.4	0.2	0.6	.	0.4*	0.2*	.	0.1	.
7	.	.	.	.	.	.	.	.	. *	. *	.	.	.
8	0.3	.	.	.	.	.	0.2	.	. *	. *	.	.	0.1
9	6.0	5.7	2.6	7.4	6.9	6.7	4.1	6.6	5.8*	5.5*	5.7	6.5	5.5
10	9.5	5.7	4.1	6.0	2.7	3.7	5.8	2.8	4.5*	3.3*	4.7	4.5	5.5
11	0.4	.	0.4	0.5	0.1	0.2	0.4	0.9	0.4*	. *	0.5	1.1	0.1
12	0.3	0.3	1.8	1.1	0.3	3.2	0.1	0.9	3.5*	2.2*	1.0	5.6	0.2
13	1.7	.	8.6	0.2	5.7	0.5	3.7	4.0	0.4*	. *	0.3	1.4	0.4
14	4.2	2.8	2.4	0.5	.	1.6	0.2	1.0	2.7*	0.9*	0.5	2.2	0.6
15	0.3	0.2	0.3	0.2	.	.	0.7	.	0.1*	. *	.	0.1	0.1
16	.	.	.	.	0.1	.	.	.	0.1*	. *	.	.	.
17	0.1	.	5.1	.	8.1	8.5	0.3	5.2	4.3*	6.9*	0.1	1.9	.
18	.	.	.	.	.	.	.	.	. *	. *	.	.	.
19	.	.	.	.	.	.	.	.	. *	. *	.	.	.
20	.	.	.	.	.	.	.	.	. *	. *	.	.	.
21	.	.	.	.	.	.	0.1	.	. *	. *	.	.	.
22	.	.	.	.	.	.	.	.	. *	. *	.	.	.
23	.	.	.	.	.	.	.	.	. *	. *	.	.	.
24	.	.	.	.	.	.	.	.	. *	. *	.	.	.
25	.	.	.	.	0.3	.	.	.	. *	. *	.	.	.
26	5.8	.	1.4	0.1	0.1	0.1	1.9	.	0.1*	. *	.	0.1	.
27	.	.	.	.	.	.	.	.	. *	. *	.	.	.
28	4.3	3.8	3.8	3.9	5.1	4.6	8.7	4.4	5.5*	4.0*	3.3	3.6	3.4
29	7.5	0.2	6.6	1.3	2.0	1.8	15.9	1.0	0.4*	2.4*	1.0	0.9	0.6
30	.	.	48.4	.	2.8	0.4	0.2	.	0.3*	. *	.	2.2	0.1
31	0.7	1.2	1.8	0.7	5.6	2.7	1.2	1.3	3.9*	1.1*	0.7	2.8	0.3
I	35.4	18.3	25.4	19.5	25.3	22.6	28.1	16.2	27.6*	15.4*	16.7	25.8	17.3
NORM	26.8	26.0	26.1	25.9	20.9	22.7	29.8	24.5	21.4	21.9	22.9	20.6	25.2
II	7.0	3.3	18.6	2.5	14.3	14.0	5.4	12.0	11.5*	10.0*	2.4	12.3	1.4
NORM	23.1	22.1	23.8	20.6	22.5	22.2	25.6	21.5	23.7	24.2	21.4	21.3	20.7
III	18.3	5.2	62.0	6.0	15.9	9.6	28.0	6.7	10.2*	7.5*	5.0	9.6	4.4
NORM	26.6	24.7	27.2	26.9	22.6	22.8	28.0	25.0	20.7	24.6	24.8	19.1	25.2
MND	60.7	26.8	106.0	28.0	55.5	46.2	61.5	34.9	49.3	32.9	24.1	47.7	23.1
NORM	76.5	72.8	77.2	73.4	66.0	67.8	83.5	71.0	65.8	70.7	69.1	61.0	71.1

DISTRICT 2

NR	61	64	65	66	67	68	69
DAG	SKRINS	SNEEK	MAK KUM	HAR LINGEN	DOK KUM	ST ANNA PAR.	APPEL SCHA
1	11.8	12.6	9.0*	10.5	10.3	13.0	6.0
2	1.5	11.3	3.8*	4.7	5.2	4.6	4.6
3	0.2	3.0	0.1*	.	.	2.2	1.6
4	0.2	.	. *	.	.	.	0.8
5	.	.	0.8*	2.6	2.8	2.3	.
6	1.3	2.8	0.8*	1.2	1.5	1.8	3.2
7	.	.	. *	.	.	.	.
8	.	.	. *	.	.	.	.
9	4.8	6.1	4.6*	5.2	3.7	4.8	7.0
10	3.6	3.1	3.0*	4.5	5.8	5.1	2.9
11	.	.	0.2*	1.2	0.2	1.7	.
12	2.7	2.6	2.5*	2.3	4.2	0.4	9.0
13	5.2	.	19.3*	10.0	3.1	7.3	11.0
14	1.7	0.2	2.5*	4.6	0.6	12.4	0.1
15	0.2	0.2	0.7*	.	1.2	0.4	1.0
16	.	.	. *	.	.	0.2	.
17	4.0	5.2	5.0*	2.3	0.4	0.5	10.5
18	.	.	. *	.	.	.	.
19	.	.	. *	.	.	.	.
20	.	.	. *	.	.	.	.
21	.	.	. *	.	0.5	.	0.1
22	.	.	. *	.	0.2	.	4.0
23	.	.	. *	.	.	.	.
24	.	.	. *	.	.	.	.
25	.	.	. *	.	.	.	.
26	.	0.8	. *	.	.	1.9	2.1
27	.	.	. *	.	.	.	.
28	2.4	7.4	2.7*	6.0	5.5	7.3	7.5
29	3.5	1.8	7.3*	11.9	1.7	5.3	6.5
30	1.9	7.3	0.8*	1.9	2.0	0.4	1.0
31	2.4	4.6	6.5*	9.5	1.3	2.0	11.3
I	23.4	38.9	22.1*	28.7	29.3	33.8	26.1
NORM	25.8	23.9	25.0	23.3	25.3	29.6	28.5
II	13.8	8.2	30.2*	20.4	9.7	22.9	31.6
NORM	23.7	26.0	23.1	23.6	28.7	24.7	30.3
III	10.2	21.9	17.3*	29.3	11.2	16.9	32.5
NORM	23.5	27.2	23.3	24.6	28.6	26.5	36.8
MND	47.4	69.0	69.6	78.4	50.2	73.6	90.2
NORM	72.9	77.0	71.4	71.5	82.7	80.9	95.5

DISTRICT 2

NR	70	73	75	76	77	78	79	80	81	82	84	85	86
DAG	OUDE MIRDUM	DRACH TEN	OLDE HOLT PADE	KORN WERDER ZAND	KOLLUM	HER BAYUM	HEEG	STA VOREN	JOURE	GORRE DIJK	EZUMA ZIJL	LEEU WARDEN	NIJ BEETS
1	9.2*	13.1	6.0	13.9	22.5	12.2	13.3	6.1	9.4	7.7*	13.0	9.9	11.7
2	8.2*	12.6	4.5	9.0	13.7	5.3	14.1	5.3	11.2	8.7*	13.0	9.7	9.9
3	3.0*	3.5	2.8	.	2.7	0.4	0.5	0.6	3.2	2.3*	1.1	.	4.4
4	. *	.	.	0.1	.	0.2	.	.	.	. *	0.2	.	.
5	. *	.	.	2.2	.	2.3	.	0.4	0.2	. *	.	0.5	.
6	2.1*	2.2	4.4	0.5	2.2	0.7	1.5	0.3	2.1	3.3*	2.0	0.9	1.2
7	. *	.	.	.	.	0.2	.	.	.	. *	.	.	.
8	. *	0.2	.	.	.	.	.	.	.	. *	.	.	.
9	7.7*	5.4	7.1	6.5	4.2	5.3	5.9	5.5	5.7	4.5*	4.1	4.4	6.3
10	3.4*	3.4	2.0	3.1	4.0	5.2	3.2	4.0	2.1	2.0*	6.9	3.7	2.9
11	. *	.	0.1	.	.	0.4	.	.	0.2	. *	.	0.2	.
12	8.8*	1.4	2.9	0.4	.	1.5	6.6	7.1	3.7	2.5*	2.0	1.7	2.4
13	. *	5.3	4.0	4.7	1.4	8.5	.	0.5	2.8	8.6*	1.5	6.4	.
14	12.4*	13.2	0.5	2.8	1.2	0.9	6.3	0.3	3.0	1.9*	1.0	9.9	0.5
15	. *	1.1	1.7	.	0.9	.	.	.	0.3	3.7*	2.0	0.8	1.4
16	. *	.	.	.	.	.	.	.	.	. *	.	.	.
17	3.9*	3.9	11.5	5.1	0.8	2.2	9.9	3.0	7.2	5.6*	.	0.9	4.5
18	. *	.	.	.	.	.	.	.	.	. *	.	.	.
19	. *	.	.	.	.	.	.	.	.	. *	.	.	.
20	. *	.	.	.	.	.	.	.	.	. *	.	.	.
21	. *	1.3	0.2	0.2	1.5	.	.	.	.	. *	.	.	.
22	. *	0.2	3.7	.	6.5	.	.	.	.	1.8*	.	.	.
23	. *	.	.	.	.	.	.	.	.	. *	.	.	.
24	. *	.	.	.	.	.	.	.	.	. *	.	.	.
25	. *	.	.	0.2	.	.	.	.	.	. *	.	.	.
26	2.7*	.	.	.	.	0.2	0.4	0.3	1.7	0.2*	.	0.3	3.6
27	. *	.	.	.	.	.	.	.	.	. *	.	.	.
28	6.4*	10.9	5.4	3.2	6.1	5.4	6.2	2.2	4.8	4.0*	8.3	3.0	7.7
29	12.0*	4.2	23.0	3.6	2.7	6.8	5.4	6.5	18.3	4.4*	5.0	8.9	7.1
30	3.7*	10.8	2.0	0.6	21.8	0.2	8.6	1.2	1.8	6.8*	2.3	12.6	10.5
31	14.6*	4.4	5.6	5.3	1.0	6.1	10.6	4.3	13.7	8.7*	1.0	1.2	9.6
I	33.6*	40.4	26.8	35.3	49.3	31.8	38.5	22.2	33.9	28.5*	40.3	29.1	36.4
NORM	23.0	26.5	26.4	24.5	28.5	25.0	24.7	21.2	25.3	25.0	28.1	26.6	26.5
II	25.1*	24.9	20.7	13.0	4.3	13.5	22.8	10.9	17.2	22.3*	6.5	19.9	8.8
NORM	26.7	29.3	27.4	24.0	26.0	24.6	26.5	23.7	26.9	28.9	25.2	26.9	27.3
III	39.4*	31.8	39.9	13.1	39.6	18.7	31.2	14.5	40.3	25.9*	16.6	26.0	38.5
NORM	26.1	29.2	28.6	22.1	28.6	24.1	28.0	23.6	27.4	32.6	28.7	26.5	26.5
MND	98.1	97.1	87.4	61.4	93.2	64.0	92.5	47.6	91.4	76.7	63.4	75.0	83.7
NORM	75.8	85.0	82.4	70.5	83.1	73.8	79.2	68.5	79.6	86.4	82.0	80.0	80.3

DISTRICT 2

NR	87	89	90	91	166	171	326	338
DAG	BER GUMER DAM	AK KRUM	EERNE WOUDE	TER NAARD	MARUM	AN JUM	FREDE RIKS OORD	GIET HOORN
1	20.7	14.0	13.4*	8.7*	9.6	13.6	1.2	1.1
2	12.3	12.5	11.7*	8.1*	7.2	5.9	5.3	3.0
3	1.1	1.3	2.3*	0.4*	2.4	0.6	1.9	1.0
4	.	.	0.2*	0.8*	.	0.4	1.1	0.2
5	.	.	. *	1.0*	.	.	.	.
6	1.8*	0.5	1.4*	2.6*	3.2	5.0	3.2	1.9
7	.	.	. *	. *	.	.	.	.
8	.	.	. *	. *	.	.	.	0.2
9	4.0	5.3	3.7*	2.9*	1.0	3.2	5.2	5.3
10	3.1	2.2	3.1*	4.8*	4.8	5.3	2.0	1.8
11	.	.	0.2*	0.2*	.	0.1	.	.
12	4.1	1.1	3.4*	0.8*	2.0	1.4	1.0	1.7
13	0.3	.	0.5*	0.6*	13.4	0.3	6.6	6.1
14	5.4	.	4.2*	1.4*	1.6	0.6	2.1	2.1
15	.	1.5	1.0*	0.4*	1.0	1.4	2.6	0.9
16	.	.	0.1*	. *	.	.	.	.
17	2.2	3.7	2.8*	. *	2.0	.	6.0	6.4
18	.	.	. *	. *	0.1	.	.	.
19	.	.	. *	. *	.	.	.	.
20	.	.	. *	. *	.	.	.	.
21	.	.	. *	0.2*	.	.	.	.
22	.	.	. *	0.4*	3.8	.	3.8	7.2
23	.	.	. *	. *	.	.	.	0.2
24	.	.	. *	. *	.	.	.	.
25	.	.	. *	. *	.	.	.	.
26	0.8	.	0.2*	. *	.	0.3	0.1	1.5
27	.	.	. *	. *	.	.	.	.
28	5.4	7.9	4.8*	3.3*	5.2	7.2	7.3	13.0
29	3.5	4.1	4.0*	6.6*	0.8	8.7	13.3	11.9
30	5.3	9.6	5.3*	12.3*	8.8	1.4	6.0	11.6
31	2.2	5.8	2.0*	10.0*	2.6	0.6	4.0	6.0
I	43.0*	35.8	35.8*	29.3*	28.2	34.0	19.9	14.5
NORM	28.2		25.8	27.4	25.1		28.5	26.6
II	12.0	6.3	12.2*	3.4*	20.1	3.8	18.3	17.2
NORM	26.0		24.7	29.5	28.4		27.9	26.7
III	17.2	27.4	16.3*	32.8*	21.2	18.2	34.5	51.4
NORM	30.8		28.7	28.1	31.1		34.2	32.2
MND	72.2	69.5	64.3	65.5	69.5	56.0	72.7	83.1
NORM	85.0		79.1	84.9	84.6		90.6	85.5

JULI 2016

NEERSLAG 8-8 UUR (MM)

	DISTRICT 2	DISTRICT 3																		
NR	353	134	135	136	139	140	141	142	143	144	145	147	148	150	151	152	154	155	156	158
DAG	BLOK ZIJL	MIDDEL STUM	WOL TER SUM	EZIN GE	GRO NINGEN	ASSEN	DELF ZIJL	WARF FUM	FINS TER WOLDE	TER APEL	ZOUT KAMP	VEEN DAM	SAPPE MEER	UIT HUI ZEN	ROODE SCHOOL	GIETER VEEN	EENRUM	EEXT	VLAGT WEDDE	ONNEN
1	2.5	11.0	5.0	11.0	2.6	2.3	3.3*	18.5	2.0	5.1	21.4*	2.9	4.1	17.0	14.9	2.9	22.0*	3.5	4.4	3.0
2	3.7	4.4	4.0	6.2	7.7	1.6	4.3*	11.3	1.2	7.5	10.6*	1.5	2.5	7.8	4.8	2.2	10.6*	2.4	6.7	3.4
3	3.1	1.1	2.5	1.6	0.3	4.4	1.1*	0.2	1.0	0.7	0.5*	2.8	2.6	0.3	0.9	1.8	0.7*	0.6	7.5	3.7
4	0.4	3.1	2.4	0.7	1.2	3.4	2.4*	0.2	2.8	.	. *	2.0	3.5	0.1	0.2	4.4	0.2*	1.8	1.5	4.0
5	.	.	.	.	.	.	. *	.	.	.	0.7*	.	.	.	.	.	. *	0.2	0.1	.
6	2.4	4.2	2.8	1.6	6.5	3.5	2.7*	4.4	4.2	2.3	. *	4.8	4.5	1.0	1.5	1.4	2.3*	2.2	2.7	3.7
7	.	.	.	.	.	.	. *	0.1	.	.	. *	.	.	.	.	.	. *	.	.	0.1
8	0.2	.	.	.	.	.	. *	.	.	.	. *	.	.	.	.	.	. *	0.1	.	.
9	6.1	2.0	3.5	2.4	9.3	6.0	1.5*	2.9	5.2	3.1	4.3*	4.9	7.4	2.0	1.8	4.9	3.3*	5.0	4.6	5.8
10	2.1	3.5	3.6	3.2	2.5	3.3	4.4*	4.6	3.5	2.7	5.5*	2.9	3.3	4.1	4.1	2.5	4.9*	3.1	2.8	2.7
11	.	.	.	.	.	.	. *	.	.	.	. *	.	.	.	.	.	. *	.	.	.
12	.	0.9	1.0	1.2	1.3	4.8	0.8*	1.5	1.3	0.3	. *	3.0	1.3	0.3	0.1	0.9	0.9*	1.2	0.2	0.6
13	6.7	11.4	8.6	8.5	1.8	8.5	38.8*	7.7	6.2	5.1	1.8*	6.1	17.1	22.0	7.6	2.7	4.3*	1.9	5.6	29.0
14	5.6	2.5	2.5	3.9	4.3	4.2	0.9*	4.8	11.2	1.0	0.8*	6.0	1.0	11.5	1.1	5.5	2.3*	0.8	16.9	2.5
15	0.4	1.1	2.0	2.0	2.3	0.6	3.3*	1.9	6.9	.	2.4*	2.2	2.7	1.6	2.4	0.8	1.1*	0.5	3.2	2.2
16	.	.	.	.	.	.	. *	.	0.1	.	. *	.	.	.	.	.	. *	.	0.1	0.1
17	7.6	0.8	3.5	0.8	1.3	5.5	0.9*	0.9	2.7	11.5	. *	2.5	2.3	1.4	3.1	2.4	. *	4.2	2.9	1.6
18	.	.	.	.	.	.	. *	.	.	.	. *	.	.	.	.	.	. *	.	0.1	.
19	.	.	.	.	.	.	. *	.	.	.	. *	.	.	.	.	.	. *	.	.	.
20	.	.	.	.	.	.	. *	.	.	.	. *	.	.	.	.	.	. *	.	.	.
21	.	0.5	2.9	0.5	.	0.2	. *	0.2	2.0	24.7	. *	1.2	4.2	0.9	0.2	2.4	. *	3.8	3.8	0.4
22	8.5	0.3	1.0	0.9	2.7	5.3	3.8*	.	.	.	0.7*	20.3	3.9	0.2	.	45.4	. *	28.6	0.1	23.2
23	.	.	.	.	1.4	1.0	0.2*	.	2.0	4.7	. *	1.0	.	.	.	1.4	. *	1.3	2.0	0.3
24	.	.	.	.	.	0.1	. *	.	0.1	.	. *	.	.	.	.	.	. *	0.3	0.1	.
25	.	3.1	.	.	0.4	.	0.2*	.	1.6	.	0.2*	.	.	0.1	0.3	0.4	. *	.	.	2.6
26	2.2	0.5	0.8	1.4	0.7	0.2	2.4*	9.6	0.2	.	0.2*	0.9	4.2	0.6	2.5	2.2	5.1*	1.8	3.5	2.2
27	.	0.3	.	0.3	.	0.2	. *	0.3	.	.	. *	.	.	1.4	1.3	.	0.6*	.	0.1	.
28	14.1	2.3	6.3	3.2	4.8	7.2	7.6*	3.8	5.8	5.6	6.4*	6.5	4.0	3.7	4.2	8.1	3.8*	7.5	5.2	2.0
29	23.0	8.1	5.4	2.3	11.5	4.4	0.9*	2.1	0.1	2.0	7.5*	0.9	5.1	5.4	13.7	5.1	1.8*	5.4	5.4	7.2
30	15.6	4.6	3.5	6.2	4.2	0.4	2.2*	17.6	2.7	7.1	14.8*	0.1	3.3	8.4	10.7	1.4	26.5*	0.6	3.3	6.6
31	5.6	1.2	1.9	1.2	4.5	22.7	0.9*	0.6	9.5	20.5	0.9*	10.5	13.4	0.7	0.7	11.1	0.9*	13.1	14.1	12.5
I	20.5	29.3	23.8	26.7	30.1	24.5	19.7*	42.2	19.9	21.4	43.0*	21.8	27.9	32.3	28.2	20.1	44.0*	18.9	30.3	26.4
NORM	27.9	25.7			26.2	25.1	22.0	27.5	25.4	25.4	26.7	24.1	24.5	28.8	26.3	27.0	27.3	25.3	24.1	24.6
II	20.3	16.7	17.6	16.4	11.0	23.6	44.7*	16.8	28.4	17.9	5.0*	19.8	24.4	36.8	14.3	12.3	8.6*	8.6	29.0	36.0
NORM	29.0	31.2			28.0	26.5	29.8	29.3	25.8	25.9	26.7	26.8	26.4	29.3	30.8	25.2	29.7	26.1	24.4	28.2
III	69.0	20.9	21.8	16.0	30.2	41.7	18.2*	34.2	24.0	64.6	30.7*	41.4	38.1	21.4	33.6	77.5	38.7*	62.4	37.6	57.0
NORM	31.0	29.9			27.3	33.8	27.4	30.6	30.6	31.1	31.1	31.6	30.7	30.4	30.3	31.6	32.2	33.9	29.4	26.5
MND	109.8	66.9	63.2	59.1	71.3	89.8	82.6	93.2	72.3	103.9	78.7	83.0	90.4	90.5	76.1	109.9	91.3	89.9	96.9	119.4
NORM	88.0	86.8			81.4	85.4	79.3	87.4	81.8	82.4	84.5	82.6	81.7	88.5	87.4	83.8	89.2	85.3	77.9	79.3

	DISTRICT 3									DISTRICT 4										
NR	159	160	161	162	163	164	172	323	337	217	221	222	223	224	226	227	228	230	233	234
DAG	NIEUW BUINEN	VEEN HUI ZEN	EELDE	NIE KERK	RODEN	ZEE RIJP	NIEUW OLDA	LAAG HA LEN	SCHOON LOO	HEILOO	ENK HUI ZEN	HOORN	SCHEL LING WOUDE	EDAM	WIJK A/ZEE	ANNA PAU LOWNA	SCHA GEN	ZAAN DIJK	ZAAN DAM H'BRG	BER GEN
1	2.9	12.2	3.4	11.5	4.5	7.9	1.9	0.6*	2.0	3.8*	3.9*	3.5*	7.3	7.0	3.9	9.2	7.0		2.7	6.5*
2	5.1	7.2	6.8	6.7	5.0	4.0	2.1	5.9*	3.1	10.2*	9.6*	6.2*	5.5	6.0	9.6	2.7	3.6		12.0	6.1*
3	13.1	3.0	2.8	2.6	0.8	1.0	1.4	0.5*	4.6	2.9*	3.1*	1.5*	2.8	3.8	2.4	5.4	2.8		7.4	3.7*
4	6.7	0.1	0.7	0.1	0.5	2.0	7.7	1.5*	2.3	. *	. *	. *	0.8	.	.	.	.		.	0.2*
5	.	.	.	.	.	.	.	. *	.	0.6*	0.3*	1.0*	0.8	0.3	0.8	0.4	.		1.0	0.3*
6	2.1	2.7	3.2	1.8	4.6	1.5	4.5	1.4*	2.9	1.2*	2.0*	0.4*	.	1.8	0.2	0.4	0.4		0.3	0.9*
7	.	.	.	.	.	.	.	. *	.	. *	. *	. *	.	.	.	.	.		.	. *
8	.	.	.	.	.	.	.	. *	.	. *	. *	. *	.	.	.	.	.		.	. *
9	4.3	3.9	4.6	3.7	4.8	2.0	3.4	3.7*	5.9	5.8*	4.3*	4.8*	1.7	3.0	3.8	7.1	6.8		2.4	6.5*
10	2.7	3.3	2.5	3.0	3.3	4.0	3.7	2.1*	2.3	1.6*	1.6*	1.0*	0.5	0.8	1.0	5.1	2.5		1.0	2.2*
11	.	.	.	.	.	.	.	. *	.	. *	. *	. *	.	0.1	.	0.4	0.3		.	0.1*
12	0.2	4.6	1.2	2.0	1.1	0.4	1.0	0.3*	0.7	0.6*	1.1*	0.3*	1.0	0.3	.	8.0	1.3		0.2	0.5*
13	7.2	2.5	12.1	3.7	1.3	12.1	7.7	6.9*	9.3	2.6*	0.2*	. *	0.3	.	0.2	0.1	2.0		0.1	3.0*
14	10.2	5.0	7.7	1.0	4.0	9.5	4.8	0.2*	4.3	7.1*	2.9*	5.6*	2.1	1.3	.	0.3	0.4		.	. *
15	.	1.2	1.7	1.5	0.9	2.5	5.5	0.6*	0.7	. *	0.2*	0.3*	0.2	.	.	0.1	.		.	. *
16	.	.	.	.	.	.	.	. *	0.1	. *	. *	0.1*	.	.	.	.	.		.	0.1*
17	6.2	3.7	2.7	1.2	2.0	0.5	2.7	10.8*	12.3	6.8*	4.7*	9.5*	0.8	2.7	3.9	3.4	10.4		1.8	14.8*
18	.	.	.	.	.	.	.	. *	.	. *	. *	. *	.	.	.	.	.		.	. *
19	.	.	.	.	.	.	.	. *	.	. *	. *	. *	.	.	.	.	.		.	. *
20	.	.	.	.	.	.	.	. *	.	. *	. *	. *	.	.	.	.	.		.	. *
21	7.6	0.1	1.4	0.5	0.5	0.3	0.8	0.8*	3.9	. *	. *	. *	.	.	.	.	.		.	. *
22	0.1	5.5	1.9	3.4	1.3	0.1	0.5	14.6*	7.5	. *	. *	. *	.	.	.	.	.		.	. *
23	2.3	.	0.3	0.2	.	.	0.2	2.8*	3.2	. *	. *	. *	.	.	.	.	.		.	. *
24	.	.	.	.	.	.	.	. *	0.2	. *	. *	. *	.	.	.	.	.		.	. *
25	3.4	.	.	.	.	.	.	. *	0.1	. *	. *	. *	.	.	.	.	.		.	. *
26	1.1	1.6	1.8	1.6	0.2	1.1	.	2.4*	0.7	0.1*	. *	1.2*	.	.	.	0.3	.		0.2	. *
27	.	.	.	.	.	.	.	. *	0.1	. *	. *	. *	.	.	.	.	.		.	. *
28	7.3	4.3	2.5	4.0	6.4	3.0	3.8	4.8*	6.4	11.6*	6.2*	8.3*	9.5	7.8	13.0	5.7	7.2		6.2	6.1*
29	5.8	13.9	8.0	1.7	5.7	14.6	0.9	4.1*	3.0	7.0*	15.4*	13.6*	1.4	5.7	4.0	2.7	14.1		2.2	7.3*
30	5.2	2.1	5.7	9.7	6.5	3.2	3.9	1.3*	1.0	0.4*	13.0*	0.2*	8.2	3.5	.	0.4	1.8		0.1	1.9*
31	23.8	15.5	13.6	8.8	4.7	1.8	2.8	14.0*	9.0	. *	3.1*	0.3*	2.0	1.2	.	4.3	8.8		.	1.2*
I	36.9	32.4	24.0	29.4	23.5	22.4	24.7	15.7*	23.1	26.1*	24.8*	18.4*	19.4	22.7	21.7	30.3	23.1		26.8	26.4*
NORM	26.7	26.2	26.0	24.3	25.8	27.0			24.7	24.5	25.7	26.6	29.1	27.6	23.0	24.8	22.0	25.7	26.6	23.6
II	23.8	17.0	25.4	9.4	9.3	25.0	21.7	18.8*	27.4	17.1*	9.1*	15.8*	4.4	4.4	4.1	12.3	14.4		2.1	18.5*
NORM	28.4	28.8	27.5	26.4	28.9	28.1			26.0	20.3	24.5	23.1	27.2	25.0	21.7	23.9	25.3	26.1	26.1	22.5
III	56.6	43.0	35.2	29.9	25.3	24.1	12.9	44.8*	35.1	19.1*	37.7*	23.6*	21.1	18.2	17.0	13.4	31.9		8.7	16.5*
NORM	30.6	32.6	27.7	32.2	30.3	29.5			35.5	23.6	23.6	20.9	28.7	26.3	22.8	23.9	21.7	23.7	25.7	19.5
MND	117.3	92.4	84.6	68.7	58.1	71.5	59.3	79.3	85.6	62.3	71.6	57.8	44.9	45.3	42.8	56.0	69.4		37.6	61.4
NORM	85.7	87.6	81.2	82.9	85.1	84.6			86.3	68.4	73.8	70.7	85.1	78.9	67.6	72.6	69.1	75.5	78.4	65.6

JULI 2016

NEERSLAG 8-8 UUR (MM)

DISTRICT 4

NR	235	236	238	239	240	242	249	251	252	255	257	263
DAG	CAS TRICUM	MEDEM BLIK	DE HAUKES	DEN OEVER	KREI LER OORD	PURMER END	HOOG KARS PEL	WEST BEEM STER	KOL HORN	OBDAM	HOOG WOUD	ASSEN DELFT
1	4.2	8.9	9.2	9.8	5.2	3.1	2.8	3.5*	7.2	5.7	4.5	4.7
2	9.6	5.0	2.7	2.6	2.3	13.5	12.9	9.5	6.7	10.5	8.7	7.9
3	2.2	3.5	4.2	1.2	2.2	3.0	3.6	2.6	2.9	7.6	4.7	3.2
4	.	.	.	.	.	.	.	.	.	.	.	.
5	0.6	2.1	1.1	0.9	0.8	0.2	1.3	1.0	0.7	1.7	2.2	0.8
6	0.4	1.0	0.3	0.2	0.6	1.9	1.1	1.2	0.3	1.1	0.7	.
7	.	.	.	.	.	.	.	.	.	.	.	.
8	.	.	.	.	.	.	.	.	.	.	.	.
9	5.6	7.0	6.2	6.4	5.9	4.5	4.6	5.6	7.0	6.4	6.9	4.3
10	1.5	2.8	5.4	3.7	4.2	0.8	1.5	1.2	3.0	1.6	2.2	1.1
11	.	.	0.6	0.3	.	0.3	0.1	.	.	.	.	.
12	0.1	4.5	8.0	3.4	5.4	.	0.3	.	1.4	0.6	3.1	0.2
13	1.9	0.2	0.2	0.1	.	.	.	.	.	1.5	0.4	0.2
14	.	0.4	0.1	0.2	0.4	3.8	0.5	.	.	.	2.5	0.1
15	.	.	.	.	0.1	.	0.2	.	.	0.2	0.7	.
16	.	.	.	.	.	.	.	.	.	.	.	.
17	3.4	9.2	1.4	5.3	2.4	1.9	7.7	7.2	6.0	13.7	4.9	6.7
18	0.1	.	.	.	.	.	.	.	.	.	.	.
19	.	.	.	.	.	.	.	.	.	.	.	.
20	.	.	.	.	.	.	.	.	.	.	.	.
21	.	.	.	.	.	.	.	.	.	.	.	.
22	.	.	.	.	.	.	.	.	.	.	.	.
23	.	.	0.4	.	.	.	.	.	.	.	.	.
24	.	.	.	.	.	.	.	.	.	.	.	.
25	.	.	.	.	.	.	.	.	.	.	.	.
26	.	0.2	0.4	0.2	.	.	0.9	0.4	0.3	0.3	0.5	0.3
27	.	.	.	.	.	.	.	.	.	.	.	.
28	19.9	5.0	7.5	2.6	1.8	10.1	5.8	10.0*	3.5	6.3	5.6	9.2
29	8.1	13.7	5.1	16.6	24.6	12.4	14.8	18.3	15.3	14.4	27.7	5.2
30	0.9	0.5	0.2	0.3	.	1.7	2.4	2.7	1.3	1.4	0.3	2.1
31	.	8.2	5.0	8.1	5.9	.	0.4	1.8	5.5	0.2	0.3	0.3
I	24.1	30.3	29.1	24.8	21.2	27.0	27.8	24.6*	27.8	34.6	29.9	22.0
NORM	22.2	26.3	28.7	26.3	26.0	27.2	23.6	26.4	23.9	26.7		24.9
II	5.5	14.3	10.3	9.3	8.3	6.0	8.8	7.2	7.4	16.0	11.6	7.2
NORM	23.7	27.4	23.8	25.9	25.3	26.9	23.5	25.9	24.4	26.1		23.6
III	28.9	27.6	18.6	27.8	32.3	24.2	24.3	33.2*	25.9	22.6	34.4	17.1
NORM	22.6	24.2	22.8	23.6	22.2	26.2	22.9	23.5	22.0	21.7		23.7
MND	58.5	72.2	58.0	61.9	61.8	57.2	60.9	65.0	61.1	73.2	75.9	46.3
NORM	68.4	77.9	75.4	75.9	73.5	80.3	70.0	75.8	70.3	74.5		72.2

DISTRICT 5

NR	256	317	344	348	352	356	359	364
DAG	MARK EN	MARK NESSE	TOLLE BEEK	EMMEL OORD	NA GELE	KUINRE	LEMMER BUMA	DRON TEN
1	4.1	4.2	5.9*	2.1	3.9	7.0	6.0*	0.5
2	6.6	2.5	2.3*	4.5	5.0	4.8	6.8*	11.2
3	6.9	2.7	3.1*	3.5	1.5	2.9	0.9*	13.8
4	.	.	0.1*	0.1	0.5	3.7	. *	5.6
5	0.2	.	. *	0.1	.	0.4	. *	0.2
6	1.6	3.8	0.6*	2.9	1.9	2.9	2.1*	1.0
7	0.1	0.1	. *	.	.	.	. *	.
8	.	0.3	. *	0.2	.	0.1	. *	.
9	2.1	4.9	3.0*	5.3	4.6	5.5	8.5*	2.3
10	0.3	1.7	1.4*	1.8	1.0	3.0	2.7*	0.8
11	0.1	.	0.3*	.	.	0.2	. *	.
12	1.8	1.6	. *	.	0.8	1.0	3.4*	2.5
13	0.9	14.6	18.5*	9.7	22.9	11.2	17.0*	45.6
14	0.1	3.5	7.2*	1.7	13.3	4.2	7.2*	4.7
15	.	0.6	. *	0.6	2.1	0.7	0.2*	6.5
16	0.1	.	. *	.	.	.	. *	.
17	1.9	4.4	4.1*	5.0	8.3	6.0	3.7*	5.1
18	.	0.1	. *	.	.	.	. *	.
19	.	.	. *	.	.	.	. *	.
20	.	.	. *	.	.	.	. *	.
21	.	.	. *	.	.	.	. *	.
22	.	8.0	4.7*	5.2	6.3	4.0	0.2*	5.5
23	.	0.1	. *	.	.	.	. *	6.1
24	.	.	. *	.	.	.	. *	0.1
25	.	.	. *	.	.	.	. *	.
26	.	3.8	0.4*	0.2	5.6	.	0.6*	.
27	.	0.1	. *	.	.	.	. *	.
28	6.8	14.5	10.2*	13.4	20.8	5.0	2.0*	7.6
29	5.2	20.4	14.4*	12.2	45.8	21.9	8.9*	7.7
30	8.2	11.3	5.6*	13.9	8.1	10.9	0.3*	7.1
31	1.2	5.0	2.1*	3.4	8.4	10.8	5.1*	2.0
I	21.9	20.2	16.4*	20.5	18.4	30.3	27.0*	35.4
NORM	25.8		27.2	28.2	27.4	29.4	27.0	29.2
II	4.9	24.8	30.1*	17.0	47.4	23.3	31.5*	64.4
NORM	25.0		26.0	27.2	26.6	28.1	28.2	27.1
III	21.4	63.2	37.4*	48.3	95.0	52.6	17.1*	36.1
NORM	27.3		29.5	29.9	32.6	32.2	27.5	33.6
MND	48.2	108.2	83.9	85.8	160.8	106.2	75.6	135.9
NORM	78.1		82.7	85.3	86.6	89.7	82.6	89.8

DISTRICT 5

NR	365	366	369	371	372	516
DAG	SWIF TER BANT	BID DING HUIZEN	LELY STAD	ZEE WOLDE	ZEE WOLDE SW	HARDER WIJK
1	1.9	2.8*	0.3	4.0	15.4*	6.6*
2	5.7	0.9*	1.0	1.6	3.5*	2.8*
3	5.2	1.9*	5.9	8.6	9.4*	4.5*
4	4.5	1.6*	0.8	0.9	0.6*	0.4*
5	.	0.1*	.	.	0.2*	. *
6	1.4	1.3*	1.0	0.7	1.2*	0.6*
7	.	. *	.	.	. *	. *
8	.	0.2*	.	0.2	0.4*	0.2*
9	1.9	6.2*	3.9	2.1	2.3*	3.8*
10	0.3	0.3*	0.3	.	0.5*	0.2*
11	.	. *	.	.	. *	. *
12	5.3	5.0*	5.7	2.7	14.3*	3.1*
13	18.9	19.9*	6.9	6.5	1.1*	20.1*
14	1.1	1.3*	6.1	13.5	7.4*	4.7*
15	0.3	0.1*	.	.	. *	0.3*
16	.	. *	.	.	. *	. *
17	5.3	1.0*	1.4	1.2	0.6*	1.1*
18	.	. *	.	.	. *	. *
19	.	. *	.	.	. *	. *
20	.	. *	.	.	. *	. *
21	.	. *	.	.	. *	. *
22	5.8	8.6*	11.4	4.6	12.3*	8.7*
23	.	. *	.	.	. *	. *
24	.	. *	.	.	. *	. *
25	.	. *	.	.	. *	. *
26	1.6	. *	.	0.5	0.2*	. *
27	.	. *	.	.	. *	. *
28	7.8	7.7*	11.0	8.7	6.0*	8.4*
29	27.4	5.0*	15.1	3.8	0.8*	3.5*
30	9.5	1.2*	3.5	2.9	2.0*	6.7*
31	1.5	5.3*	4.9	9.8	7.2*	9.9*
I	20.9	15.3*	13.2	18.1	33.5*	19.1*
NORM	28.7	31.0	30.9	37.9	30.9	25.5
II	30.9	27.3*	20.1	23.9	23.4*	29.3*
NORM	25.6	26.3	23.1	23.5	23.5	22.7
III	53.6	27.8*	45.9	30.3	28.5*	37.2*
NORM	29.2	30.6	31.5	31.1	30.3	30.0
MND	105.4	70.4	79.2	72.3	85.4	85.6
NORM	83.5	87.8	85.5	92.4	84.7	78.2

DISTRICT 6

NR	298	327	330	331	332	333	335	339	340	341	342	343	345	349
DAG	STEEN WIJKS MOER	DWIN GE LOO	ZWOLLE	DENE KAMP	HOOGE VEEN	EMMEN	IJSSEL MUIDEN	RHEE ZER VEEN	HEINO	ZWEE LOO	VILS TEREN	SCHOO NEBEEK	VROOMS HOOP	KLA ZIENA VEEN
1	9.6	2.1	9.7	2.4	8.4*	7.9	3.0	9.1	7.2	5.5	7.0	6.5	0.4	8.8
2	2.9	1.7	0.6	7.4	5.9*	3.6	3.7	6.5	2.4	4.6	3.5	8.4	8.0	6.4
3	0.9	4.8	2.3	7.6	6.0*	4.6	4.9	16.9	9.2	2.9	7.8	4.0	2.3	4.4
4	1.2	2.7	7.5	1.0	. *	1.7	7.5	2.0	1.9	3.0	2.7	0.8	5.1	0.4
5	.	.	.	.	. *	.	.	.	.	.	.	.	.	.
6	1.4	3.1	1.2	1.6	0.9*	0.9	1.7	.	1.6	0.8	1.9	0.7	5.7	0.6
7	.	.	.	.	. *	.	.	.	.	.	.	.	.	.
8	.	.	.	0.1	. *	.	0.2	.	0.2	.	0.2	.	.	.
9	6.3	6.6	1.6	0.4	4.1*	3.0	2.0	1.7	2.6	4.2	1.8	8.3	1.7	2.4
10	2.1	2.2	0.9	0.6	2.1*	2.8	1.2	1.9	.	2.3	0.8	1.7	0.6	2.7
11	.	.	.	.	. *	.	.	.	.	.	.	.	.	.
12	0.6	1.2	4.2	.	1.9*	1.7	2.4	0.9	0.7	1.4	2.0	0.2	.	.
13	6.4	3.1	15.4	1.0	8.7*	5.7	17.4	25.5	8.2	5.1	18.3	7.8	10.5	10.7
14	2.4	5.0	11.0	2.4	5.7*	3.6	8.0	5.8	3.7	4.9	3.3	0.2	0.6	0.5
15	0.8	3.2	0.3	0.5	2.3*	0.9	0.3	1.2	.	0.8	0.1	0.2	0.4	0.9
16	.	.	.	.	. *	.	.	.	.	.	.	.	.	.
17	2.9	4.4	3.8	3.5	3.4*	5.0	9.0	3.3	3.3	4.2	2.9	3.4	2.4	6.2
18	.	.	.	.	. *	.	.	.	.	.	.	.	.	.
19	.	.	.	.	. *	.	.	.	.	.	.	.	.	.
20	.	.	.	.	. *	.	.	.	.	.	.	.	.	.
21	11.8	0.5	.	0.3	0.8*	9.2	.	1.8	.	2.8	0.2	4.3	3.5	2.1
22	3.5	4.6	4.7	1.8	3.3*	0.6	9.6	4.9	10.6	1.1	10.9	0.5	9.7	0.6
23	6.4	1.4	5.0	7.2	4.2*	4.1	3.6	7.6	5.4	4.4	7.1	5.6	8.7	6.8
24	.	.	.	.	5.8*	.	0.3	.	.	0.3	1.7	.	0.2	0.2
25	.	.	2.0	.	. *	.	.	.	.	.	0.1	.	.	.
26	.	3.3	0.8	0.3	1.6*	.	.	.	.	0.9	0.1	.	.	.
27	.	.	.	.	. *	.	.	.	.	.	.	.	.	.
28	9.6	10.8	8.3	1.9	11.1*	9.5	6.2	5.4	2.6	10.8	2.6	7.0	1.3	6.4
29	10.6	10.5	11.4	18.0	5.1*	13.4	45.3	8.6	1.8	5.0	21.1	7.3	11.4	7.8
30	3.5	9.8	2.8	0.2	7.4*	8.9	5.3	1.0	2.0	11.7	4.0	3.0	2.6	3.6
31	4.9	1.5	2.1	3.5	10.6*	24.0	3.9	5.4	3.0	28.9	1.3	4.0	2.3	4.6
I	24.4	23.2	23.8	21.1	27.4*	24.5	24.2	38.1	25.1	23.3	25.7	30.4	23.8	25.7
NORM		27.4	26.4	25.3	27.5	26.4	27.4	24.5	24.3	24.9	26.5	25.3	22.8	27.3
II	13.1	16.9	34.7	7.4	22.0*	16.9	37.1	36.7	15.9	16.4	26.6	11.8	13.9	18.3
NORM		26.9	26.8	22.8	27.8	25.2	27.9	23.8	23.3	24.7	23.4	23.3	22.5	22.9
III	50.3	42.4	37.1	33.2	49.9*	69.7	74.2	34.7	25.4	65.9	49.1	31.7	39.7	32.1
NORM		33.7	30.9	28.6	32.7	36.5	31.8	32.2	33.6	34.8	32.2	31.1	33.1	32.9
MND	87.8	82.5	95.6	61.7	99.3	111.1	135.5	109.5	66.4	105.6	101.4	73.9	77.4	76.1
NORM		88.0	84.1	76.7	88.0	88.1	87.1	80.5	81.2	84.4	82.1	79.8	78.4	83.1

JULI 2016

NEERSLAG 8-8 UUR (MM)

DISTRICT 6

NR	354	358	361	362	664	665	668	670	672	675	681	687
DAG	DE DEMS VAART	ROU VEEN	TUB BERGEN	RUINER WOLD	AL MELO	EN SCHEDE	HENGE LO (OV)	TWEN THE	HELLEN DOORN	WEER SELO	LET TELE	HOL TEN
1	8.8	3.6	0.6	1.9*	0.3	6.8	5.7	5.6	0.3	0.5	0.4	0.3
2	4.3	2.4	8.6	2.5*	5.8	16.8	8.9	12.2	5.0	7.3	4.2	4.8
3	1.4	7.3	4.6	2.8*	5.2	7.1	4.3	3.3	2.2	3.3	7.7	3.4
4	4.0	1.4	.	. *	1.3	2.6	3.2	3.5	1.2	7.8	1.8	1.2
5	.	.	.	. *	.	.	.	0.2	.	.	0.2	.
6	0.5	2.1	.	0.9*	0.6	2.4	1.1	2.9	0.3	1.8	0.6	1.1
7	.	.	.	. *	.	.	.	.	.	.	.	.
8	.	.	.	. *	0.2	.	.	.	0.6	0.1	0.2	0.3
9	3.7	2.1	1.4	5.2*	0.9	7.1	4.4	5.5	1.9	1.0	4.5	6.1
10	1.8	1.6	.	2.1*	.	0.1	.	0.1	.	.	.	0.2
11	.	.	.	. *	.	.	.	.	.	.	.	.
12	1.7	1.3	.	2.5*	.	.	.	.	.	.	.	.
13	7.4	15.8	6.0	9.8*	5.7	1.4	3.5	0.8	19.5	2.1	23.6	15.9
14	7.8	9.4	2.2	9.8*	3.6	5.2	0.8	1.5	1.8	1.6	4.7	2.5
15	2.2	0.5	3.0	0.9*	0.5	1.0	0.4	0.2	0.1	0.8	.	0.3
16	.	.	.	. *	.	.	.	.	0.1	.	.	.
17	7.2	4.0	4.0	4.2*	3.1	0.1	0.3	0.6	1.4	3.9	.	0.1
18	.	.	.	. *	.	.	.	.	.	.	.	.
19	.	.	.	. *	.	.	.	.	.	.	.	.
20	.	.	.	. *	.	.	.	.	.	.	.	.
21	2.7	.	.	. *	.	1.1	1.8	0.3	6.0	1.8	.	0.1
22	6.7	6.1	2.5	5.2*	12.6	.	1.3	1.6	33.9	22.9	11.2	45.5
23	6.8	3.1	6.0	0.9*	7.3	14.7	8.9	8.0	8.4	5.9	11.3	9.7
24	1.8	.	.	. *	.	.	.	0.1	.	.	.	.
25	.	0.2	.	. *	.	.	.	.	0.1	.	0.4	.
26	.	.	.	2.2*	.	.	1.9	0.8	.	0.4	.	.
27	.	.	.	. *	.	.	.	.	.	.	.	.
28	11.9	10.4	2.2	19.3*	1.9	2.0	1.4	2.3	1.5	2.9	1.2	1.8
29	2.0	13.9	10.2	10.6*	5.2	3.7	4.0*	6.8	2.0	5.9	.	10.6
30	7.0	6.7	.	9.1*	0.1	.	0.1	0.1	0.3	0.1	1.6	0.3
31	3.8	6.2	3.5	8.2*	15.9	0.7	1.9	3.9	8.1	7.0	1.7	2.9
I	24.5	20.5	15.2	15.4*	14.3	42.9	27.6	33.3	11.5	21.8	19.6	17.4
NORM	23.8	25.9	27.7		28.3	26.0	27.1	26.2	24.9	26.3	24.4	
II	26.3	31.0	15.2	27.2*	12.9	7.7	5.0	3.1	22.9	8.4	28.3	18.8
NORM	26.8	27.0	24.0		23.5	23.2	24.8	22.8	25.4	24.4	23.7	
III	42.7	46.6	24.4	55.5*	43.0	22.2	21.3*	23.9	60.3	46.9	27.4	70.9
NORM	35.7	33.1	28.7		32.2	29.0	30.9	30.3	37.5	31.8	36.1	
MND	93.5	98.1	54.8	98.1	70.2	72.8	53.9	60.3	94.7	77.1	75.3	107.1
NORM	86.3	85.9	80.5		84.0	78.1	82.8	79.3	87.8	82.5	84.3	

DISTRICT 7

NR	225	229	426	435	437	438	439	442
DAG	OVER VEEN	ZAND VOORT	ZOE TER MEER	HEEM STEDE	LIJN DEN	HOOFD DORP	ROELOF ARENDS VEEN	BOS KOOP
1	3.3	1.4	9.0*	4.5	5.0	3.5	12.9*	14.1
2	7.0*	8.8	3.9*	6.4	6.7	6.4	1.1*	4.0
3	2.5	7.0	14.5*	7.3	13.5	0.9	1.3*	17.0
4	.	.	. *	0.1	.	.	. *	0.8
5	0.5	0.4	0.2*	0.7	1.3	0.8	0.6*	0.3
6	.	.	3.9*	1.0	1.4	1.8	1.7*	2.6
7	.	.	. *	.	.	.	. *	0.1
8	.	.	. *	.	.	.	. *	0.2
9	2.5	3.0	1.2*	2.7	2.3	2.3	0.2*	2.2
10	0.6	.	. *	0.2	.	.	. *	.
11	.	.	. *	.	.	.	. *	0.1
12	.	.	3.4*	0.2	0.1	1.1	. *	9.8
13	0.9	7.8	0.1*	2.8	2.1	3.2	2.5*	19.6
14	.	.	0.5*	.	0.8	.	. *	4.8
15	.	.	. *	.	.	.	. *	.
16	.	.	. *	.	.	.	. *	.
17	1.0	0.9	. *	1.0	0.9	1.1	. *	.
18	.	.	0.1*	.	.	.	. *	.
19	.	.	. *	.	.	.	. *	.
20	.	.	. *	.	.	.	. *	.
21	.	.	. *	.	.	.	. *	.
22	.	.	. *	.	.	.	. *	.
23	.	.	. *	.	.	.	. *	.
24	.	.	. *	.	.	.	. *	.
25	.	.	. *	.	.	.	. *	.
26	.	.	0.8*	0.3	.	0.1	. *	0.7
27	.	.	. *	.	.	.	. *	.
28	9.8	6.2	13.2*	6.7	8.1	9.2	12.1*	6.9
29	2.2	1.1	3.5*	3.1	1.3	2.3	0.9*	2.7
30	1.3	0.8	0.7*	0.2	1.0	1.5	0.5*	0.4
31	.	.	. *	0.2	0.3	0.1	. *	0.6
I	16.4*	20.6	32.7*	22.9	30.2	15.7	17.8*	41.3
NORM	26.5	24.5		27.5	29.5	26.0	26.2	31.1
II	1.9	8.7	4.1*	4.0	3.9	5.4	2.5*	34.3
NORM	25.9	22.7		25.5	23.6	26.5	24.3	24.9
III	13.3	8.1	18.2*	10.5	10.7	13.2	13.5*	11.3
NORM	22.9	22.4		24.9	26.0	26.2	24.0	26.6
MND	31.6	37.4	55.0	37.4	44.8	34.3	33.8	86.9
NORM	75.3	69.6		77.9	79.2	78.8	74.5	82.6

DISTRICT 7

NR	443	444	449	450	453	454	455	456	458	461	463	464	467	470	474	477	479	480	481	482	483
DAG	GOUDA	KAT WIJK	DELFT	NU MANS DORP	BERG SCHEN HOEK	LISSE	STRIJ EN	OOST VOORNE	AALS MEER	BAREN DRECHT	N.HEL VOET	BRIEL LE	POORTU GAAL	ZEG VELD	VALKEN BURG VK	H.VAN H'LAND M'PAD	MAAS LAND	HON SELERS DIJK	VOOR SCHO TEN	HENDRIKIDO BACHT	RIM-AMPEN LEK AD
1	3.5	4.0	9.2	1.2	12.3	11.4*	3.8	11.7	9.2*	4.0	8.3	12.9	2.5	9.8*	6.8	7.5	8.4	8.8	12.9	2.1	2.0*
2	0.5	4.0	3.8	1.2	4.5	5.4*	1.2	5.1	4.1*	1.0	3.2	3.7	2.1	1.1*	8.7	7.8	3.8	4.2	8.0	1.1	1.6*
3	7.2	1.3	6.8	0.9	4.8	0.4*	0.3	.	7.2*	4.0	3.1	.	6.2	19.1*	1.2	4.8	1.5	13.8	1.5	3.7	0.7*
4	0.8	.	.	.	.	. *	.	.	. *	0.3	.	.	.	6.3*	.	.	.	.	.	.	1.1*
5	0.2	0.4	0.5	.	0.2	0.4*	0.1	.	0.6*	0.1	0.6	0.5	.	. *	0.2	.	.	0.2	0.4	.	. *
6	3.5	1.9	3.9	1.1	2.4	1.4*	1.0	.	1.7*	3.2	.	.	2.1	2.3*	2.5	2.4	5.2	5.4	2.9	5.1	3.6*
7	.	.	.	0.1	.	. *	.	.	. *	.	.	.	0.1	. *	.	.	.	.	.	.	. *
8	0.2	.	0.2	2.2	0.3	. *	2.6	.	. *	1.7	2.0	0.2	0.6	. *	.	.	.	.	0.1	3.6	0.7*
9	1.0	2.0	1.5	0.1	2.2	2.1*	.	.	0.9*	0.1	1.5	0.5	0.2	2.0*	1.7	.	1.2	1.6	3.1	0.4	0.4*
10	.	.	.	.	.	. *	.	0.3	. *	.	.	.	.	. *	.	.	.	.	.	.	. *
11	.	.	.	.	.	. *	.	.	. *	.	.	.	.	. *	.	.	.	.	.	.	. *
12	19.7	0.4	4.1	.	6.7	. *	.	.	0.6*	17.0	.	.	5.7	7.0*	0.5	.	0.4	0.6	1.1	.	1.4*
13	3.8	2.7	1.3	6.9	1.4	0.2*	4.8	6.9	0.6*	10.0	9.0	5.9	15.0	6.1*	3.6	9.6	1.3	4.0	1.8	6.8	10.9*
14	0.1	.	.	6.4	.	. *	12.2	.	. *	.	.	0.3	0.2	2.3*	.	.	.	.	0.4	1.6	2.7*
15	.	.	.	.	.	. *	.	.	. *	.	.	.	.	. *	.	.	.	.	.	.	. *
16	.	.	0.3	.	.	. *	.	.	. *	.	.	.	.	. *	.	.	.	.	.	.	. *
17	.	.	.	0.3	.	. *	.	.	0.6*	.	.	.	0.1	. *	.	.	.	.	.	0.2	. *
18	.	.	.	0.1	.	. *	0.5	.	. *	.	.	.	.	. *	.	.	.	.	.	.	. *
19	.	.	.	.	.	. *	.	.	. *	.	.	.	.	. *	.	.	.	.	.	.	. *
20	.	.	.	.	.	. *	.	.	. *	.	.	.	.	. *	.	.	.	.	.	.	. *
21	.	.	.	.	.	. *	.	.	. *	.	.	.	.	. *	.	.	.	.	.	.	. *
22	.	.	.	.	.	. *	.	.	. *	.	.	.	.	. *	.	.	.	.	.	0.2	. *
23	.	.	.	.	.	. *	.	.	. *	.	.	.	0.3	. *	.	.	.	0.2	.	.	. *
24	.	.	.	.	.	. *	.	.	. *	.	.	.	.	. *	.	.	.	.	.	.	. *
25	.	.	.	.	.	. *	.	.	. *	.	.	.	.	. *	.	.	.	.	.	.	. *
26	0.8	.	.	.	0.1	0.1*	.	.	. *	.	.	.	0.1	0.3*	.	.	.	.	.	.	. *
27	.	.	.	.	.	. *	.	.	. *	.	.	.	.	. *	.	.	.	.	.	.	0.2*
28	7.8	7.3	13.6	1.1	8.0	13.3*	1.4	3.1	10.5*	4.1	3.0	3.9	7.6	7.0*	14.2	5.2	6.3	11.6	13.8	4.1	5.5*
29	1.1	1.1	5.6	5.8	4.0	0.8*	2.8	6.7	0.7*	2.5	2.5	9.5	3.6	2.9*	4.2	5.2	4.9	6.9	3.9	9.1	1.1*
30	2.1	1.2	1.9	0.3	1.1	. *	.	0.1	0.2*	.	.	0.5	0.1	0.7*	1.5	0.5	1.6	2.0	1.4	.	2.2*
31	4.2	.	0.1	0.3	0.1	. *	0.5	0.3	. *	0.2	1.5	0.4	1.2	0.5*	.	.	0.2	.	.	0.6	3.3*
I	16.9	13.6	25.9	6.8	26.7	21.1*	9.0	17.1	23.7*	14.4	18.7	17.8	13.8	40.6*	21.1	22.5	20.1	34.0	28.9	16.0	10.1*
NORM	27.9	27.2	29.7	27.7	30.3	25.9	25.7	26.6	27.9	30.6	23.3	27.1	28.0	28.4	30.1	23.4			30.3	25.2	31.7
II	23.6	3.1	5.7	13.7	8.1	0.2*	17.5	6.9	1.8*	27.0	9.0	6.2	21.0	15.4*	4.1	9.6	1.7	4.6	3.3	8.6	15.0*
NORM	23.8	23.3	25.1	24.5	26.5	25.0	25.4	25.2	25.1	27.0	21.7	25.3	26.2	23.6	24.6	24.0			24.0	26.5	27.2
III	16.0	9.6	21.2	7.5	13.3	14.2*	4.7	10.2	11.4*	6.8	7.0	14.3	12.9	11.4*	19.9	10.9	13.0	20.7	19.1	14.0	12.3*
NORM	28.6	22.8	22.7	26.5	26.5	21.5	27.2	24.6	26.2	27.7	21.5	25.7	26.4	28.8	23.7	24.7			25.0	30.2	30.4
MND	56.5	26.3	52.8	28.0	48.1	35.5	31.2	34.2	36.9	48.2	34.7	38.3	47.7	67.4	45.1	43.0	34.8	59.3	51.3	38.6	37.4
NORM	80.2	73.2	77.6	78.7	83.3	72.5	78.2	76.4	79.2	85.3	66.5	78.2	80.5	80.8	78.4	72.1			79.3	81.9	89.3

JULI 2016

NEERSLAG 8-8 UUR (MM)

	DISTRICT 7					DISTRICT 8														
NR	548	559	561	563	572	328	329	336	350	509	510	514	523	541	542	543	546	547	557	558
DAG	LOENEN A/D VECHT	VLEU TEN	BEN SCHOP	WEESP	AB COUDE	HEERDE	WAPEN VELD	OLDE BROEK	ELBURG	DOORN	VAAS SEN	EPE	WIJK B/DUUR STEDE	ARNHEM	PUT TEN	APEL DOORN	WOUDEN BERG	NIJ KERK	EER BEEK	LUN TEREN
1	12.3	4.8	1.2	7.0	8.5	9.1	5.6	11.7	9.3	2.6	1.4	0.6	7.6	1.5	2.0	2.0	1.9	8.1	2.2	5.1
2	1.4	8.0	6.4	4.0	4.5	1.4	1.8	0.7	5.5	11.2	2.9	2.9	4.4	5.4	1.8	3.5	2.1	3.9	3.6	5.5
3	17.1	20.4	1.5	18.0	6.6	3.1	4.6	4.2	2.9	10.0	18.4	15.3	2.4	9.3	8.1	8.5	14.4	17.7	5.6	19.1
4	0.8	8.1	1.5	0.7	0.2	2.4	3.2	0.4	6.4	2.2	.	0.3	3.2	3.1	2.3	1.5	0.3	1.9	3.4	4.3
5	0.2	.	0.5	0.4	0.5	0.2	.	.	.	.	.	.	0.1	0.2	0.2	.	0.3	0.1	0.2	.
6	2.3	2.4	7.7	2.4	2.2	0.8	0.9	0.4	0.9	1.5	0.7	4.2	3.0	1.7	0.8	1.3	5.8	1.5	0.3	4.3
7	.	.	.	.	.	.	.	.	.	.	.	.	.	.	.	.	.	0.1	.	.
8	.	.	0.3	.	.	.	.	0.1	.	1.0	0.4	0.2	1.6	1.6	0.4	0.2	1.4	0.3	0.5	0.2
9	2.0	4.0	0.8	2.0	2.3	5.6	2.9	3.3	3.7	6.0	1.5	4.6	1.6	6.7	1.3	1.8	5.0	1.4	1.5	2.8
10	.	.	.	.	0.1	0.2	0.4	0.3	0.3	.	.	0.2	.	.	.	.	.	0.1	.	.
11	.	.	.	.	.	.	.	.	.	.	.	.	.	.	.	.	.	.	.	.
12	3.6	9.9	3.8	3.0	3.8	0.8	0.7	1.8	2.5	1.1	0.3	0.9	0.1	.	1.5	0.1	2.6	0.2	0.2	1.7
13	3.9	3.1	4.9	3.1	6.5	9.5	8.5	6.7	12.3	8.1	18.8	22.9	5.6	9.5	6.3	5.3	6.4	17.7	6.4	3.4
14	4.6	1.0	4.8	2.8*	3.9	4.1	8.7	10.3	3.1	2.5	16.7	11.3	3.1	2.7	8.7	7.4	6.0	13.8	1.0	4.4
15	.	.	0.1	.	0.1	0.9	1.2	0.5	0.3	.	0.2	0.8	.	.	0.1	0.8	.	.	.	0.1
16	.	.	.	.	.	.	.	.	.	.	.	.	.	.	.	.	.	.	.	.
17	.	.	.	.	0.7	1.4	1.1	2.0	1.9	.	.	0.4	.	.	.	.	.	.	.	.
18	.	.	.	.	.	.	.	.	.	.	.	.	.	0.1	.	.	.	.	.	.
19	.	.	.	.	.	.	.	.	.	.	.	.	.	.	.	.	.	.	.	.
20	.	.	.	.	.	.	.	.	.	.	.	.	.	.	.	.	.	.	.	.
21	.	.	.	.	.	.	.	0.3	.	.	.	.	.	0.7	.	.	.	.	0.6	.
22	.	.	.	.	.	4.9	6.6	4.7	10.2	23.0	9.1	5.6	14.6	9.3	27.2	10.0	11.2	12.6	17.5	15.2
23	.	.	.	.	.	2.6	3.0	1.6	0.9	0.5	4.8	2.8	.	.	0.1	13.9	0.2	.	5.6	.
24	.	.	.	.	.	.	.	0.3	.	.	.	.	.	.	.	.	.	.	.	.
25	.	.	.	.	.	0.1	.	0.3	.	.	.	.	.	.	.	.	.	.	.	.
26	0.7	1.0	.	.	.	1.8	0.7	1.1	2.3	.	.	.	.	0.1	1.2	.	0.4	0.3	2.4	.
27	.	.	.	.	.	.	.	.	.	.	.	.	.	.	.	.	.	.	.	.
28	7.2	8.8	4.6	8.0	10.2	4.8	3.6	6.7	7.7	5.6	3.0	3.0	7.5	8.9	3.1	1.9	4.0	4.9	1.3	2.3
29	3.1	2.1	0.9	2.8	1.3	1.4	0.6	1.7	5.6	2.4	0.4	2.5	2.0	0.9	2.0	0.7	0.1	2.8	1.6	0.4
30	2.1	1.0	9.4	3.1	0.6	3.9	3.8	3.5	3.5	5.4	0.4	4.0	0.3	0.1	0.5	0.2	6.8	0.5*	0.1	2.5
31	0.4	1.0	1.5	0.5	0.4	2.4	3.0	5.5	2.8	7.8	10.4	2.8	8.8	4.0	4.9	5.8	1.4	2.4	1.2	5.3
I	36.1	47.7	19.9	34.5	24.9	22.8	19.4	21.1	29.0	34.5	25.3	28.3	23.9	29.5	16.9	18.8	31.2	35.1	17.3	41.3
NORM	27.7	27.1	27.9	31.4	31.1	25.5	26.4	28.9	29.7	30.7	26.6	25.7	26.6	24.3	25.5	26.8	24.5	26.0	24.2	24.5
II	12.1	14.0	13.6	8.9*	15.0	16.7	20.2	21.3	20.1	11.7	36.0	36.3	8.8	12.3	16.6	13.6	15.0	31.7	7.6	9.6
NORM	22.1	23.2	22.1	24.8	25.2	24.7	26.9	26.9	25.0	23.6	25.5	25.3	21.0	23.4	25.4	23.9	21.0	21.9	22.8	21.9
III	13.5	13.9	16.4	14.4	12.5	21.9	21.3	25.7	33.0	44.7	28.1	20.7	33.2	24.0	39.0	32.5	24.1	23.5*	30.3	25.7
NORM	30.3	30.7	28.8	27.9	26.8	33.5	33.6	34.9	33.7	34.2	32.0	34.0	27.8	32.7	31.5	33.0	32.9	31.4	33.3	29.3
MND	61.7	75.6	49.9	57.8	52.4	61.4	60.9	68.1	82.1	90.9	89.4	85.3	65.9	65.8	72.5	64.9	70.3	90.3	55.2	76.6
NORM	80.0	81.0	78.8	84.1	83.2	83.7	86.9	90.7	88.4	88.4	84.1	85.0	75.4	80.3	82.4	83.8	78.4	79.4	80.3	75.6

	DISTRICT 8																	DISTRICT 9		
NR	560	564	565	567	570	571	573	576	578	579	580	582	583	591	593	595	596	588	645	663
DAG	AME RONGEN	HULS HORST	VOORT HUI ZEN	KOOT WIJK	ELS PEET	HARS KAMP	BEEK BERGEN	SPA KEN BURG	OOSTER BEEK	VEE NEN DAAL	BARNE VELD	HA MERS VELD	WAGE NINGEN PD	DEE LEN	LAREN	SOEST	EEMNES	DUI VEN	HENGE LO (GLD)	LOCHEM
1	5.7	6.9	2.4	2.9	9.1	2.0	2.7	5.0	5.3	4.4	1.4	1.8	4.9	4.7	16.4	2.0	13.0	0.7	1.8	3.6
2	6.8	4.5	2.5	3.7	1.6	3.1	10.7	2.6	4.2	5.2	2.0	2.8	6.2	4.5	0.8	3.1	2.5	6.3	6.6	10.5
3	1.2	5.5	13.1	22.2	13.1	19.2	19.1	27.9	4.3	5.2	13.0	5.5	5.1	5.2	24.2	13.2	9.8	1.6	1.3	6.4
4	4.5	0.4	12.8	3.0	2.9	.	3.0	0.2	4.7	1.8	1.7	1.8	8.0	2.7	0.2	1.7	0.3	2.9	12.3	4.2
5	0.1	0.1	0.2	.	0.2	.	.	0.4	0.2	.	1.3	.	0.1	.	0.5	0.1	0.4	0.1	0.3	.
6	1.0	0.5	2.0	2.7	2.0	2.4	3.4	2.7	3.4	1.7	1.1	1.7	0.9	1.1	4.3	2.4	0.5	0.9	1.6	2.7
7	.	.	.	.	.	.	.	.	.	.	.	.	.	.	.	0.1	.	.	.	.
8	1.4	0.2	0.2	0.1	.	.	.	0.3	1.8	1.1	.	0.3	2.4	1.1	.	0.3	.	0.9	1.1	0.1
9	3.6	4.5	1.2	1.4	1.8	1.9	1.6	1.7	5.0	11.8	1.3	1.4	8.4	1.3	2.0	2.3	1.6	8.9	0.3	1.1
10	.	0.2	0.1	.	0.3	.	.	.	.	.	.	.	0.1	.	.	.	0.1	0.1	.	.
11	.	.	.	.	.	.	.	.	.	.	.	.	.	.	.	.	.	.	.	.
12	0.1	8.0	1.0	0.5	2.4	0.7	.	6.7	.	0.6	2.3	3.0	.	.	3.8	5.2	6.9	.	.	.
13	5.0	8.8	5.5	8.0	11.1	13.4	10.4	3.3	6.9	3.8	9.4	1.4	5.6	7.7	10.3	0.3	2.1	3.7	13.2	7.1
14	4.9	9.2	5.7	6.7	13.2	2.2	7.8	16.8	0.6	1.8	6.1	9.7	5.7	0.7	8.6	5.7	12.1	.	1.2	4.0
15	.	0.4	0.1	.	1.4	.	0.8	.	.	.	.	.	.	.	.	.	0.1	.	0.5	.
16	.	.	.	.	.	.	.	.	.	.	.	.	.	.	.	.	.	.	.	.
17	0.1	2.0	.	.	0.4	.	.	.	.	.	.	.	.	.	.	.	0.1	0.1	.	.
18	.	.	.	.	.	.	.	.	.	.	.	.	.	.	.	.	.	0.3	.	.
19	.	.	.	.	.	.	.	.	.	.	.	.	.	.	.	.	.	.	.	.
20	.	.	.	.	.	.	.	.	.	.	.	.	.	.	.	.	.	.	.	.
21	.	.	.	.	.	0.3	1.4	.	3.0	0.5	.	.	0.2	2.0	.	.	.	1.7	4.6	2.0
22	18.4	10.8	15.0	9.2	7.7	8.3	11.5	13.2	11.1	13.4	12.4	11.7	21.9	14.3	10.0	13.5	8.8	14.4	8.6	13.3
23	0.5	0.2	0.2	7.1	0.2	2.7	14.7	.	3.5	0.3	1.1	.	1.8	6.0	.	0.1	0.2	3.6	0.1	8.3
24	.	.	0.1	.	.	0.1	.	.	.	.	.	.	5.4	.	.	.	.	0.1	.	.
25	.	.	.	.	.	.	.	.	.	.	.	.	.	.	.	.	.	.	.	.
26	1.0	0.2	1.9	.	1.8	.	.	.	.	.	0.2	.	0.1	.	.	0.6	.	.	.	3.1
27	0.1	.	0.1	.	.	.	.	.	.	.	.	.	.	.	.	.	.	.	.	.
28	4.0	6.5	2.4	4.4	5.0	5.7	0.6	4.9	4.4	4.5	8.7	5.1	5.6	2.7	6.8	5.5	7.9	1.6	1.8	2.9
29	1.0	0.3	1.0	1.6	2.5	0.6	0.8	1.8	0.9	0.6	0.5	1.0	1.1	1.0	2.6	1.0	1.8	3.0	2.0	1.3
30	0.1	2.4	0.1	.	0.4	.	.	1.7	0.8	11.6	0.2	1.8	0.1	2.9	3.0	3.8	4.5	0.1	3.7	.
31	18.4	4.9	5.6	7.4	2.3	3.8	1.0	5.2	8.2	3.0	4.0	3.8	7.9	13.2	4.0	2.0	7.4	4.3	3.0	1.8
I	24.3	22.8	34.5	36.0	31.0	28.6	40.5	40.8	28.9	31.2	21.8	15.3	36.1	20.6	48.4	25.2	28.2	22.4	25.3	28.6
NORM	24.8	26.9	25.8	24.9	26.6	23.6	23.6	25.8	25.0	22.3	26.7	25.3	21.9	22.8	29.7			19.8		24.7
II	10.1	28.4	12.3	15.2	28.5	16.3	19.0	26.8	7.5	6.2	17.8	14.1	11.3	8.4	22.7	11.2	21.3	4.1	14.9	11.1
NORM	22.7	23.9	23.2	23.1	26.3	23.3	23.9	21.7	25.4	22.9	24.1	22.5	25.8	25.1	25.5			21.9		22.5
III	43.5	25.3	26.4	29.7	19.9	21.5	30.0	26.8	31.9	33.9	27.1	23.4	44.1	42.1	26.4	26.5	30.6	28.8	23.8	32.7
NORM	30.4	32.1	32.0	32.7	33.3	30.3	34.6	29.1	34.5	30.6	31.2	32.7	29.4	34.0	30.5			28.3		32.5
MND	77.9	76.5	73.2	80.9	79.4	66.4	89.5	94.4	68.3	71.3	66.7	52.8	91.5	71.1	97.5	62.9	80.1	55.3	64.0	72.4
NORM	77.9	83.0	81.0	80.7	86.2	77.2	82.0	76.6	84.8	75.8	81.9	80.5	77.1	81.9	85.6			70.1		79.7

JULI 2016

NEERSLAG 8-8 UUR (MM)

DISTRICT 9

NR	666	667	669	673	674	678	679	680	682	683	684	686	688	689
DAG	WIN TERS WIJK	DOETIN CHEM	BOR CULO	GEN DRIN GEN	REKKEN	ALMEN	HERWEN	AAL TEN	MAR KELO	LICH TEN VOORDE	LIE VELDE	WOOLD	HUP SEL	DEVEN TER
1	4.6	1.2	3.7	16.6	4.9	1.6	5.1	4.3	0.5	6.8	4.8	3.3	4.9	0.4
2	13.5	9.6	10.7	20.1	17.3	6.7	9.8	12.1	9.3	14.1	21.1	11.1	16.2	7.4
3	4.0	2.2	1.1	2.3	1.1	5.3	3.8	3.5	3.9	3.7	3.4	6.1	1.7	9.9
4	7.9	3.1	10.6	1.8	5.2	7.5	3.6	3.9	6.9	5.6	4.7	0.3	6.1	1.5
5	0.1	.	.	.	.	0.1	.	0.3	.	0.1	0.1	.	.	.
6	1.4	1.3	1.2	.	1.7	1.9	0.3	1.1	0.7	2.4	0.6	1.4	2.1	0.9
7	.	.	.	.	.	0.1	.	.	.	.	.	0.2	.	.
8	.	0.7	0.2	.	.	.	.	.	.	0.4	0.3	.	0.3	0.1
9	1.0	.	0.3	5.6	0.5	1.3	2.3	2.6	6.3	0.4	1.1	1.9	0.4	0.2
10	.	.	.	.	.	.	0.1	.	.	.	.	0.2	.	.
11	.	.	.	.	.	.	.	.	.	.	.	.	.	.
12	.	.	.	.	.	.	.	.	0.2	.	.	.	.	.
13	2.1	1.0	5.7	3.1	3.7	13.0	2.3	2.7	5.7	0.8	0.7	1.1	6.7	20.4
14	8.4	6.5	3.8	3.6	12.2	3.9	0.1	3.1	0.9	2.4	6.0	.	5.6	3.5
15	0.6	.	.	.	2.2	0.2	.	1.0	0.3	0.4	1.5	2.0	.	0.3
16	.	.	.	.	.	.	.	.	.	.	0.1	.	.	.
17	.	.	.	.	.	0.3	.	.	0.1	.	.	1.0	.	.
18	.	.	.	0.4	.	.	.	.	.	.	.	.	.	.
19	.	.	.	.	.	.	.	.	.	.	.	.	.	.
20	.	.	.	.	.	.	.	.	.	.	.	.	.	.
21	1.9	0.7	0.3	0.5	3.4	0.9	2.8	1.5	1.2	.	1.6	0.2	1.3	.
22	.	10.9	1.4	24.0	.	2.0	20.6	1.0	11.2	5.1	.	.	.	10.4
23	14.2	0.3	13.7	6.3	18.3	12.0	1.5	14.5	8.7	7.7	21.6	8.7	18.3	8.0
24	.	.	.	.	.	0.1	.	2.0	.	.	0.1	1.7	.	.
25	0.1	.	.	.	.	0.8	.	.	0.2	.	.	.	.	0.1
26	.	.	.	.	.	1.5	.	.	0.1	.	.	.	.	.
27	.	.	.	.	.	.	.	.	.	.	.	.	.	.
28	13.2	8.4	5.2	3.1	10.7	3.5	6.2	3.0	0.6	15.9	9.5	1.6	8.6	0.5
29	3.3	2.0	3.9	4.7	3.2	1.4	6.6	4.0	1.5	4.2	4.3	7.4	4.8	.
30	0.8	0.1	0.8	3.3	1.1	0.1	0.7	0.8	0.9	1.0	0.5	4.1	0.9	1.6
31	2.5	2.6	0.7	0.7	1.7	1.8	6.1	0.7	1.2	2.0	4.1	9.9	2.6	2.5
I	32.5	18.1	27.8	46.4	30.7	24.5	25.0	27.8	27.6	33.5	36.1	24.5	31.7	20.4
NORM	21.7	25.6	24.9	21.4	26.2	25.5	22.5	23.9	24.1	22.7	24.4	24.8		23.3
II	11.1	7.5	9.5	7.1	18.1	17.4	2.4	6.8	7.2	3.6	8.3	4.1	12.3	24.2
NORM	23.2	23.6	22.7	24.1	23.8	21.8	21.8	25.3	25.1	22.7	22.5	23.8		23.0
III	36.0	25.0	26.0	42.6	38.4	24.1	44.5	27.5	25.6	35.9	41.7	33.6	36.5	23.1
NORM	32.2	32.3	30.8	29.0	33.1	31.8	30.4	30.2	34.5	31.9	32.6	32.2		37.4
MND	79.6	50.6	63.3	96.1	87.2	66.0	71.9	62.1	60.4	73.0	86.1	62.2	80.5	67.7
NORM	77.1	81.5	78.5	74.4	83.1	79.1	74.7	79.3	83.8	77.3	79.5	80.8		83.7

DISTRICT 10

NR	434	465	539	549	562	569
DAG	GROOT AMMERS	OUD AL BLAS	NIJ MEGEN	CULEM BORG	TIEL	HEU MEN
1	2.3	2.6	1.2	5.7	8.1	11.9
2	0.8	0.4	5.8	3.6	2.4	9.1
3	3.5	0.2	1.6	3.4	1.5	3.5
4	0.8	1.3	1.3	5.5	1.5	0.5
5	.	.	0.1	0.1	0.1	.
6	3.5	2.1	1.1	2.3	1.4	0.8
7	.	.	.	.	.	.
8	1.3	0.9	.	3.2	4.1	.
9	1.0	.	0.1	0.2	0.8	0.6
10	.	.	.	.	.	.
11	.	.	.	.	.	.
12	1.1	.	.	.	.	.
13	9.4	9.8	8.0	0.8	4.5	2.6
14	11.1	11.4	0.3	1.9	2.4	4.6
15	.	.	.	.	.	.
16	.	.	.	.	.	.
17	.	.	.	.	.	.
18	.	.	.	.	.	.
19	.	.	.	.	.	.
20	.	.	.	.	.	.
21	.	.	7.0	.	3.7	4.7
22	.	.	16.3	16.3	16.8	14.8
23	.	.	2.1	.	.	1.2
24	.	.	.	.	.	.
25	.	.	.	.	.	.
26	0.1	.	0.8	0.5	.	.
27	.	.	.	.	.	.
28	3.0	1.5	4.7	1.5	4.0	9.4
29	8.4	9.0	6.7	0.8	1.2	7.1
30	0.9	.	0.5	0.2	0.4	1.8
31	2.0	1.6	5.1	3.4	2.5	0.2
I	13.2	7.5	11.2	24.0	19.9	26.4
NORM	26.1	26.0	22.5	28.0	22.5	22.9
II	21.6	21.2	8.3	2.7	6.9	7.2
NORM	23.2	23.3	22.0	21.8	23.5	21.9
III	14.4	12.1	43.2	22.7	28.6	39.2
NORM	29.0	30.2	28.1	26.9	26.5	30.5
MND	49.2	40.8	62.7	49.4	55.4	72.8
NORM	78.3	79.5	72.6	76.7	72.5	75.2

DISTRICT 10

NR	584	589	830	835	836	840	910	917
DAG	GELDER MALSEN	ZET TEN	HER WIJNEN	ANDEL	GORIN CHEM	NIEU WEN DIJK	AMMER ZODEN	ZALT BOMMEL
1	6.5	1.3	4.8*	7.3	10.0	4.0	.	0.5
2	2.5	3.4	4.1*	6.0	3.2	3.6	4.2	3.6
3	1.3	2.6	2.0*	2.3	.	3.8	1.2	2.4
4	0.8	2.2	2.8*	0.1	4.0	.	.	3.4
5	0.1	.	. *	.	.	.	.	.
6	3.2	2.3	2.5*	2.1	4.0	4.6	2.6	2.3
7	.	.	. *	.	.	.	.	.
8	3.0	2.0	2.2*	2.2	4.0	2.4	0.6	1.3
9	0.1	3.0	0.2*	0.4	.	.	.	0.4
10	.	.	. *	.	.	.	.	.
11	.	.	. *	.	.	.	.	.
12	.	.	. *	.	.	.	.	.
13	3.0	8.3	8.5*	2.5	3.0	5.6	0.6	12.9
14	3.0	2.9	3.7*	2.0	3.5	5.8	0.8	2.6
15	.	.	0.1*	.	.	.	.	.
16	.	.	. *	.	.	.	.	.
17	0.3	.	0.2*	.	.	.	.	.
18	.	.	. *	0.2	.	.	.	.
19	.	.	. *	.	.	.	.	.
20	.	.	. *	.	.	.	.	.
21	1.1	10.1	0.2*	.	.	.	.	.
22	32.8	12.4	33.2*	26.5	13.3	19.3	15.6	15.4
23	0.1	2.1	. *	.	.	.	.	.
24	.	.	. *	.	.	.	.	.
25	.	.	. *	.	.	.	.	.
26	.	0.2	. *	0.1	.	.	.	.
27	.	.	. *	.	.	.	.	.
28	1.4	2.5	0.8*	0.6	3.4	0.6	1.6	2.3
29	1.2	1.2	0.9*	2.2	2.8	3.0	2.6	2.8
30	0.3	0.4	0.2*	0.1	0.5	.	0.6	.
31	5.0	2.2	4.2*	0.1	7.3	.	0.8	1.9
I	17.5	16.8	18.6*	20.4	25.2	18.4	8.6	13.9
NORM	24.4	23.1	24.9	25.2	25.4	24.1	24.7	24.8
II	6.3	11.2	12.5*	4.7	6.5	11.4	1.4	15.5
NORM	22.2	25.0	21.9	22.8	22.5	24.0	20.8	20.3
III	41.9	31.1	39.5*	29.6	27.3	22.9	21.2	22.4
NORM	28.5	30.9	28.8	28.8	33.1	28.8	28.3	26.3
MND	65.7	59.1	70.6	54.7	59.0	52.7	31.2	51.8
NORM	75.0	78.9	75.7	76.8	81.0	77.0	73.7	71.4

DISTRICT 11

NR	446	447	462	471	705	733	735	736	737	738	740	741
DAG	GOEDE REEDE	DEN BOMMEL	DIRKS LAND	OUD DORP POLDER	BRES KENS	VLIS SINGEN	KAPEL LE	BROU WERS HAVEN	KERK WERVE	BIER VLIET	ST KRUIS	STAVE NISSE
1	9.0*	1.0	3.9	10.9	1.1	0.6*	0.6*	6.0*	2.4	0.4	1.9	2.0*
2	2.1*	1.2	1.5	5.0	2.7	1.5*	2.1*	1.9*	4.6	1.6	1.9	1.6*
3	. *	.	0.1	.	.	. *	. *	. *	0.1	2.8	0.1	0.3*
4	. *	.	.	.	0.2	. *	. *	. *	.	.	0.1	. *
5	. *	0.2	.	.	0.2	0.1*	. *	. *	0.1	.	0.1	. *
6	. *	.	0.5	.	.	. *	. *	. *	0.1	.	.	0.3*
7	. *	.	.	.	.	. *	. *	. *	.	.	.	. *
8	0.1*	1.2	1.5	0.2	.	. *	. *	2.5*	1.3	.	.	0.8*
9	. *	1.0	.	.	.	. *	. *	. *	0.3	.	.	. *
10	. *	.	.	.	.	. *	. *	. *	.	.	.	. *
11	. *	.	.	.	.	. *	. *	. *	.	.	.	. *
12	. *	1.9	.	.	.	. *	. *	0.5*	0.8	.	.	. *
13	9.2*	8.0	14.0	10.6	35.0	43.8*	3.7*	16.2*	11.2	10.9	15.0	10.7*
14	. *	4.5	0.3	.	.	0.9*	1.9*	. *	.	1.3	7.0	1.8*
15	. *	.	.	.	.	0.3*	. *	. *	.	0.6	0.2	1.4*
16	. *	.	.	.	.	. *	. *	. *	.	.	.	. *
17	. *	.	.	.	.	. *	. *	. *	.	.	.	. *
18	. *	.	.	.	.	. *	. *	. *	.	.	.	. *
19	. *	.	.	.	.	. *	. *	. *	.	.	.	. *
20	. *	.	.	.	.	. *	. *	. *	.	.	.	. *
21	. *	.	.	.	.	. *	. *	. *	.	.	.	. *
22	. *	.	.	.	.	. *	. *	. *	.	.	.	. *
23	. *	11.8	.	.	.	. *	. *	. *	.	.	.	0.3*
24	. *	.	.	.	.	. *	. *	. *	.	.	.	. *
25	. *	.	.	.	.	. *	. *	. *	.	.	.	. *
26	. *	.	.	.	0.2	0.7*	. *	. *	.	0.4	0.1	0.2*
27	. *	.	.	.	.	. *	. *	. *	.	.	0.1	. *
28	2.0*	0.9	3.7	1.2	0.2	0.4*	. *	4.3*	3.0	.	.	1.1*
29	2.9*	4.1	4.0	5.8	4.7	6.3*	4.0*	2.2*	2.5	10.0	7.8	2.9*
30	. *	1.0	.	.	.	0.2*	3.4*	. *	0.3	.	.	2.8*
31	. *	4.0	.	0.3	.	. *	1.7*	. *	.	0.8	0.5	1.0*
I	11.2*	4.6	7.5	16.1	4.2	2.2*	2.7*	10.4*	8.9	4.8	4.1	5.0*
NORM	27.5	28.6	26.7	24.8	25.5		32.5	26.2	25.7	28.9	27.3	30.5
II	9.2*	14.4	14.3	10.6	35.0	45.0*	5.6*	16.7*	12.0	12.8	22.2	13.9*
NORM	25.3	24.7	24.2	22.7	19.7		25.5	20.3	19.1	23.2	19.7	22.0
III	4.9*	21.8	7.7	7.3	5.1	7.6*	9.1*	6.5*	5.8	11.2	8.5	8.3*
NORM	23.8	27.5	25.5	22.5	19.9		26.9	22.7	21.1	23.4	22.2	24.7
MND	25.3	40.8	29.5	34.0	44.3	54.8	17.4	33.6	26.7	28.8	34.8	27.2
NORM	76.6	80.8	76.4	70.0	65.1		84.8	69.2	65.9	75.5	69.3	77.3

JULI 2016

NEERSLAG 8-8 UUR (MM)

DISTRICT 11

NR	742	743	744	746	747	749	750	751	752	754	755	756	757	758	760	761	762	763	764	767	770
DAG	TER NEU ZEN	NOORD GOUWE	ANNA JACOBA POLDER	WEST KAPEL LE	KRAB BEN DIJKE	WILHEL MINA DORP	RIL LAND	VROU WEN POLDER	HAAM STEDE	OVE ZANDE	KORT GENE	MIDDEL BURG	THOLEN	WOL PH'RTS DIJK	'S HEE REN HOEK	PHI LIP PINE	SCHOON DIJKE	CAD ZAND	KLOOS TER ZANDE	KA PELLE BRUG	WEST DORPE
1	1.2	6.4	1.3	2.3	6.1	1.0	0.8	2.3*	6.1*	0.3	1.8	1.5	3.9	1.5	0.7	2.2	0.8	0.8	3.2	0.1	0.1
2	.	2.0	1.5	2.6	0.7	3.8	0.7	3.7*	2.8*	1.5	3.2	2.5	.	2.9	2.7	0.6	1.9	3.4	0.8	2.6	2.5
3	0.3	.	0.2	.	0.8	.	0.5	. *	0.2*	.	.	.	.	.	.	0.2	.	.	0.6	2.6	3.7
4	.	.	.	.	.	.	1.8	. *	. *	.	.	.	.	.	.	.	.	.	.	0.2	0.6
5	.	.	.	.	.	.	.	. *	. *	.	0.4	.	.	0.4	.	.	.	0.2	.	.	.
6	0.5	.	.	.	.	1.7	.	. *	. *	.	.	.	.	0.3	.	0.7	.	.	.	0.3	0.1
7	.	.	.	.	.	.	.	. *	. *	.	.	.	.	.	.	.	.	.	.	.	.
8	.	2.0	0.8	0.7	.	0.3	.	0.6*	1.2*	.	.	0.4	.	0.4	.	.	.	.	.	.	.
9	.	.	.	.	.	.	.	. *	0.1*	.	.	.	.	.	.	.	.	.	.	.	.
10	.	.	.	.	.	.	.	. *	. *	.	.	.	.	.	.	.	.	.	.	.	.
11	.	.	.	.	.	.	.	. *	. *	.	.	.	.	.	.	.	.	.	.	.	.
12	.	2.4	.	1.0	.	.	.	. *	. *	.	.	.	.	.	.	.	.	.	.	.	.
13	8.4	8.4	9.3	8.8	8.1	15.4	2.4	24.8*	19.5*	10.2	23.0	36.3	0.7	20.2	22.9	7.6	29.1	16.8	5.0	6.9	6.6
14	1.6	0.1	1.5	0.1	3.4	1.3	1.3	. *	. *	4.2	1.3	1.1	9.2	0.4	.	0.5	7.9	0.1	0.3	0.5	4.9
15	.	.	.	.	.	.	0.3	. *	. *	0.1	.	0.6	0.8	.	.	.	.	0.5	0.4	0.6	1.1
16	.	.	.	.	.	.	.	. *	. *	.	.	.	.	.	.	.	.	.	.	.	.
17	.	.	.	.	.	.	.	. *	. *	.	.	.	.	.	.	.	.	.	.	.	.
18	.	.	.	.	.	.	.	. *	. *	.	.	.	.	.	.	.	.	.	.	.	.
19	.	.	.	.	.	.	.	. *	. *	.	.	.	.	.	.	.	.	.	.	.	.
20	.	.	.	.	.	.	.	. *	. *	.	.	.	.	.	.	.	.	.	.	.	.
21	.	.	.	.	.	.	.	. *	. *	.	.	.	.	.	.	.	.	.	.	.	.
22	.	.	.	.	.	.	.	. *	. *	.	.	.	.	.	.	.	.	.	.	.	.
23	1.6	.	.	.	9.8	.	30.8	. *	. *	.	.	.	40.0	0.2	.	.	.	.	.	.	0.4
24	.	.	.	.	.	.	.	. *	. *	.	.	.	.	.	.	.	.	.	.	.	.
25	.	.	.	.	.	.	0.1	. *	. *	.	.	.	.	.	.	.	.	.	.	0.5	1.1
26	0.3	.	0.2	.	.	0.1	.	. *	. *	.	.	0.8	.	.	.	0.6	0.4	0.7	0.3	0.7	.
27	.	.	.	.	.	.	.	. *	. *	.	.	.	.	.	.	.	.	.	.	.	.
28	.	2.2	2.0	1.4	.	0.7	.	3.0*	2.3*	.	2.0	1.9	0.3	1.8	.	.	1.0	0.1	.	.	.
29	4.8	5.7	2.2	4.8	8.5	5.0	8.6	5.8*	3.3*	7.0	5.7	8.7	5.5	7.8	4.9	5.4	7.5	5.4	7.7	4.9	4.4
30	.	0.6	0.7	.	0.6	5.7	0.9	8.8*	0.2*	.	1.8	0.2	0.1	10.6	0.8	.	.	.	.	.	.
31	6.0	0.6	1.6	.	3.0	1.0	3.7	. *	. *	.	.	.	0.4	1.1	0.6	.	.	.	2.2	0.9	.
I	2.0	10.4	3.8	5.6	7.6	6.8	3.8	6.6*	10.4*	1.8	5.4	4.4	3.9	5.5	3.4	3.7	2.7	4.4	4.6	5.8	7.0
NORM	29.4	25.5	30.8	25.1	27.3	31.2	25.9	26.0	26.4	31.1	28.1	25.1	31.2	28.1	28.5	29.0	31.2	25.8	26.4	27.6	26.2
II	10.0	10.9	10.8	9.9	11.5	16.7	4.0	24.8*	19.5*	14.5	24.3	38.0	10.7	20.6	22.9	8.1	37.0	17.4	5.7	8.0	12.6
NORM	22.1	22.6	21.4	23.3	22.6	21.8	21.7	24.4	21.2	21.9	22.7	21.3	23.1	21.6	22.9	22.4	19.5	21.8	23.5	23.7	24.2
III	12.7	9.1	6.7	6.2	21.9	12.5	44.1	17.6*	5.8*	7.0	9.5	11.6	46.3	21.5	6.3	6.0	8.9	6.2	10.2	7.0	5.9
NORM	23.1	22.0	25.4	24.2	27.0	23.7	25.4	24.0	23.6	24.8	22.8	23.2	26.1	22.8	22.3	23.7	20.8	20.8	24.6	24.3	24.7
MND	24.7	30.4	21.3	21.7	41.0	36.0	51.9	49.0	35.7	23.3	39.2	54.0	60.9	47.6	32.6	17.8	48.6	28.0	20.5	20.8	25.5
NORM	74.7	70.1	77.6	72.6	76.9	76.7	73.0	74.3	71.3	77.9	73.6	69.6	80.3	72.5	73.8	75.1	71.5	68.4	74.6	75.6	75.1

DISTRICT 12

NR	828	829	832	833	834	837	838	839	841
DAG	OUDEN BOSCH	ZUN DERT	BERGEN O/ZOOM	OOS TER HOUT	CHAAM	STEEN BERGEN	GINNE KEN	HOOGER HEIDE	KLUN DERT
1	4.1	0.6	4.1	1.8	0.9*	2.1	2.1	0.5	1.9
2	4.2	4.3	0.9	4.7	4.8*	4.4	4.3*	1.2	4.2
3	1.2	0.4	1.0	2.5	1.3*	0.1	1.2	1.0	0.7
4	.	0.2	.	0.2	1.4*	.	.	0.9	.
5	.	.	.	0.2	. *	.	.	.	.
6	0.5	0.2	.	1.3	1.0*	1.1	.	0.9	0.6
7	.	.	.	.	. *	.	.	.	.
8	.	.	.	.	. *	0.5	.	.	1.0
9	.	.	.	.	. *	.	.	.	.
10	.	.	.	.	. *	.	.	.	.
11	.	.	.	.	. *	.	0.3	.	.
12	.	.	.	.	. *	0.3	.	.	.
13	3.7	2.1	1.0	2.1	1.7*	3.7	2.5	2.4	.
14	0.7	7.5	5.7	14.9	5.8*	5.6	8.5	4.0	1.5
15	.	0.1	1.9	.	2.2*	0.1	.	1.7	.
16	.	.	.	.	. *	.	.	0.1	.
17	.	.	.	.	. *	.	.	.	0.4
18	.	.	.	0.2	. *	.	.	.	.
19	.	.	.	.	. *	.	.	.	.
20	.	.	.	.	. *	.	.	.	.
21	.	.	.	.	. *	.	.	.	.
22	.	37.5	.	49.5	34.8*	.	34.0	.	.
23	.	.	6.7	.	. *	.	.	30.7	.
24	.	2.1	.	.	. *	.	.	.	.
25	.	.	.	.	. *	.	.	.	.
26	.	0.3	.	.	. *	.	.	.	.
27	.	.	.	.	. *	.	.	.	.
28	.	0.4	.	0.8	0.2*	0.8	2.4	0.1	0.8
29	5.2	5.4	6.2	4.7	5.7*	4.3	15.0	6.0	3.0
30	.	0.2	0.1	1.3	0.4*	0.1	.	0.1	.
31	3.6	4.8	3.3	1.5	8.6*	2.0	6.1	6.3	1.4
I	10.0	5.7	6.0	10.7	9.4*	8.2	7.6*	4.5	8.4
NORM	30.5	27.1	26.2	26.5	28.1	29.9	29.6	26.9	28.2
II	4.4	9.7	8.6	17.2	9.7*	9.7	11.3	8.2	1.9
NORM	25.6	22.3	22.7	23.7	21.4	26.1	20.3	23.3	26.0
III	8.8	50.7	16.3	57.8	49.7*	7.2	57.5	43.2	5.2
NORM	28.8	28.4	26.2	29.2	26.4	28.5	28.8	28.2	30.3
MND	23.2	66.1	30.9	85.7	68.8	25.1	76.4	55.9	15.5
NORM	84.8	77.8	75.1	79.3	75.8	84.5	78.8	78.4	84.6

DISTRICT 13

NR	827	831	843	844	892	896	899	901	903	904	905
DAG	TIL BURG	ES BEEK	GILZE RIJEN	CA PELLE	GIERS BER GEN	HEL MOND	GEMERT	NU LAND	MEGEN	SOME REN	ST ANTHO NIS
1	5.3	3.5	6.7	0.8*	3.2*	1.2	1.4	2.6	0.7	2.5	0.6*
2	2.3	5.6	4.3	3.9*	2.9*	16.5	21.4	3.0	3.2	11.6	15.0*
3	1.2	1.2	3.9	2.2*	2.3*	9.2	0.7	5.1	0.1	12.7	1.8*
4	.	.	.	. *	0.6*	0.1	.	0.6	1.0	0.2	0.5*
5	.	.	.	. *	. *	.	.	.	.	.	. *
6	.	0.8	0.4	2.4*	2.7*	1.3	1.1	3.8	1.3	0.5	1.1*
7	.	.	.	. *	. *	.	.	.	.	.	. *
8	.	.	.	. *	. *	.	.	.	0.5	.	. *
9	.	.	.	. *	. *	.	.	.	0.4	.	. *
10	.	.	.	. *	. *	.	.	.	.	.	. *
11	.	.	.	. *	. *	.	.	.	.	.	. *
12	.	.	.	. *	. *	.	.	.	.	.	. *
13	1.2	0.5	1.0	0.5*	. *	.	0.1	.	4.8	.	. *
14	1.2	4.9	4.6	6.6*	2.2*	1.8	11.4	3.9	.	0.1	0.9*
15	.	.	.	. *	. *	0.1	.	.	.	0.1	. *
16	.	.	.	. *	. *	.	.	.	.	.	. *
17	.	.	.	. *	. *	.	.	.	0.2	.	. *
18	1.1	2.0	1.7	0.7*	1.6*	1.8	1.1	0.5	.	0.2	1.7*
19	.	.	.	. *	. *	.	.	.	.	.	. *
20	.	.	.	. *	. *	.	.	.	.	.	. *
21	.	.	.	. *	. *	.	.	.	.	.	. *
22	2.9	2.8	39.8	56.7*	10.0*	6.0	12.6	4.9	13.4*	7.9	19.2*
23	.	0.1	.	. *	. *	0.2	0.5	.	.	8.8	0.5*
24	.	.	.	. *	. *	.	.	.	4.5	.	. *
25	.	.	.	. *	. *	.	.	.	0.2	.	. *
26	.	.	0.2	0.6*	0.5*	1.5	.	0.6	0.1	.	. *
27	.	.	.	. *	. *	0.1	.	.	.	.	. *
28	.	0.9	0.2	0.7*	. *	5.4	0.2	0.5	0.3	0.6	1.2*
29	5.8	5.5	11.6	4.6*	10.3*	3.7	12.9	2.8	3.4	0.8	8.1*
30	.	0.1	1.9	0.2*	2.1*	.	.	1.1	.	.	. *
31	4.7	3.8	5.8	0.6*	0.7*	2.2	0.9	.	1.3	0.1	2.4*
I	8.8	11.1	15.3	9.3*	11.7*	28.3	24.6	15.1	7.2	27.5	19.0*
NORM	26.2	24.3	26.9	24.5		23.4	21.6	22.2	21.5	21.1	21.2
II	3.5	7.4	7.3	7.8*	3.8*	3.7	12.6	4.4	5.0	0.4	2.6*
NORM	23.4	22.1	20.3	21.7		18.9	22.8	21.6	25.2	19.6	21.8
III	13.4	13.2	59.5	63.4*	23.6*	19.1	27.1	9.9	23.2*	18.2	31.4*
NORM	28.3	28.8	30.6	26.3		30.5	27.8	30.9	27.9	26.9	27.6
MND	25.7	31.7	82.1	80.5	39.1	51.1	64.3	29.4	35.4	46.1	53.0
NORM	77.9	75.2	77.7	72.6		72.8	72.2	74.7	74.6	67.6	70.5

JULI 2016

NEERSLAG 8-8 UUR (MM)

DISTRICT 13

NR	906	907	908	909	911	912	914	915	918	919	920	926
DAG	OIR SCHOT	BOX TEL	DEURNE	MILL	DIN THER	LEENDE	OSS	EERSEL	MAAR HEEZE	EIND HOVEN VB	VOLKEL	WAALRE
1	3.9	4.8	2.7	3.6	6.0	3.5*	0.7	6.5*	4.5*	4.3	3.2	4.7
2	7.8	7.5	29.3	16.2	8.9	16.1*	3.6	17.6*	8.2*	11.3	11.5	16.8
3	0.1	4.1	9.5	1.3	1.9	3.2*	2.1	2.6*	3.2*	2.6	1.5	2.1
4	.	.	.	0.2	.	0.7*	0.5	2.3*	0.1*	.	.	2.5
5	.	.	.	.	.	. *	.	0.1*	. *	.	.	.
6	0.9	3.4	0.4	1.9	3.0	0.6*	2.3	. *	. *	.	1.5	0.1
7	.	.	.	0.1	.	. *	.	. *	. *	.	.	.
8	.	.	.	.	.	. *	.	. *	. *	.	.	.
9	.	.	.	.	.	. *	.	. *	. *	.	.	.
10	.	.	.	.	.	. *	.	. *	. *	.	.	.
11	.	.	.	.	.	. *	.	. *	. *	.	.	.
12	.	.	.	.	.	. *	.	. *	. *	.	.	.
13	0.1	1.2	.	.	3.3	. *	0.1	. *	. *	.	.	.
14	0.4	1.1	0.8	7.0	0.8	0.2*	5.0	1.9*	0.4*	1.9	3.8	1.5
15	.	.	.	0.1	.	. *	.	. *	. *	.	.	.
16	.	.	.	.	.	. *	.	. *	. *	.	.	.
17	.	.	.	.	.	. *	.	. *	. *	.	.	.
18	3.0	.	1.5	1.1	2.7	0.3*	.	. *	0.4*	3.2	0.9	0.2
19	.	.	.	.	.	. *	.	. *	. *	.	.	.
20	.	.	.	.	.	. *	.	. *	. *	.	.	.
21	.	.	.	1.7	.	. *	.	. *	. *	.	.	.
22	7.6	7.3	18.2	8.5	9.9	19.0*	12.7	8.2*	6.9*	9.0	16.8	4.0
23	.	.	.	.	.	0.5*	.	. *	17.1*	0.4	.	.
24	.	.	.	.	.	. *	5.5	12.8*	. *	.	.	.
25	.	.	.	.	.	. *	.	0.1*	. *	.	.	.
26	.	.	.	.	.	. *	.	0.1*	. *	.	.	.
27	.	.	.	.	.	. *	.	. *	. *	.	.	.
28	0.9	2.4	0.4	0.2	1.8	1.8*	.	2.5*	3.7*	0.8	1.2	1.2
29	5.8	2.0	0.9	5.6	8.1	0.5*	3.6	2.2*	0.8*	7.7	7.6	1.4
30	.	3.5	.	3.3	0.4	. *	0.3	0.1*	. *	.	0.2	.
31	0.4	2.3	1.1	0.8	1.3	1.8*	0.3	1.8*	2.2*	2.7	1.0	0.9
I	12.7	19.8	41.9	23.3	19.8	24.1*	9.2	29.1*	16.0*	18.2	17.7	26.2
NORM	23.3	22.2	22.5	23.1	22.4	22.4	21.9	24.2	20.0	23.7	20.9	
II	3.5	2.3	2.3	8.2	6.8	0.5*	5.1	1.9*	0.8*	5.1	4.7	1.7
NORM	20.1	21.2	19.1	21.5	21.1	19.9	21.6	20.9	20.2	20.4	23.6	
III	14.7	17.5	20.6	20.1	21.5	23.6*	22.4	27.8*	30.7*	20.6	26.8	7.5
NORM	28.3	31.1	26.9	29.4	29.6	31.4	25.8	32.2	27.7	29.4	31.9	
MND	30.9	39.6	64.8	51.6	48.1	48.2	36.7	58.8	47.5	43.9	49.2	35.4
NORM	71.6	74.5	68.4	74.0	73.1	73.6	69.3	77.3	68.0	73.5	76.4	

DISTRICT 14

NR	883	897	913	921	922	923	961	964
DAG	SEVE NUM	VENLO	IJSSEL STEYN	VENRAY	SIEBEN GE WALD	ARCEN	ROER MOND	WEERT
1	2.8	5.4*	1.8	0.5	0.2	2.1	6.1	7.8
2	7.4	8.9*	12.9	10.5	14.8	5.4	3.5	5.6
3	6.4	0.7*	10.8	9.2	2.5	5.4	4.9	3.2
4	1.6	1.5*	0.5	.	0.1	1.1	2.0	2.8
5	.	. *	.	.	.	.	0.1	.
6	0.8	0.2*	2.1	1.5	1.0	0.9	1.2	.
7	.	. *	.	.	.	.	.	.
8	.	. *	.	.	.	.	.	.
9	.	. *	.	.	.	.	.	.
10	.	. *	.	.	.	.	.	.
11	.	. *	.	.	.	.	.	.
12	.	. *	.	.	.	0.2	.	.
13	.	1.3*	.	.	.	.	3.5	.
14	.	3.2*	1.1	0.3	0.6	0.2	0.2	2.2
15	.	0.1*	.	.	.	.	0.2	0.2
16	.	. *	.	.	.	.	.	.
17	.	. *	.	.	.	.	.	.
18	.	. *	1.1	1.1	1.1	0.1	.	0.3
19	.	. *	.	.	.	.	.	.
20	.	. *	.	.	.	.	.	.
21	.	. *	.	.	1.3	.	.	.
22	2.5	. *	26.8	34.6	12.6	.	.	7.8
23	0.6	. *	1.4	.	13.6	4.8	.	13.2
24	.	. *	0.1	.	0.1	.	.	0.1
25	.	. *	.	.	.	.	.	.
26	0.1	. *	.	.	.	.	.	0.2
27	.	. *	.	.	.	.	.	.
28	1.2	2.3*	0.2	0.1	0.2	1.9	3.5	2.7
29	1.8	4.0*	2.0	1.2	2.2	3.6	4.0	2.6
30	.	0.2*	.	.	8.2	0.6	0.2	.
31	0.4	0.1*	0.9	0.4	2.3	0.4	.	0.6
I	19.0	16.7*	28.1	21.7	18.6	14.9	17.8	19.4
NORM	23.1	24.5	20.8	20.9			22.3	22.3
II	.	4.6*	2.2	1.4	1.7	0.5	3.9	2.7
NORM	20.3	21.8	20.4	20.2			20.4	18.8
III	6.6	6.6*	31.4	36.3	40.5	11.3	7.7	27.2
NORM	31.5	32.9	26.7	26.5			27.3	24.2
MND	25.6	27.9	61.7	59.4	60.8	26.7	29.4	49.3
NORM	74.9	79.3	67.9	67.6			70.0	65.4

DISTRICT 14

NR	967	970	983
DAG	HEI BLOEM	STRAMP ROY	KESSEL EIK
1	5.0	3.2	5.9
2	5.4	8.5	7.6
3	1.8	0.8	2.0
4	5.4	.	2.1
5	.	.	.
6	.	0.9	0.1
7	.	.	.
8	.	.	.
9	.	.	.
10	.	.	.
11	.	.	.
12	.	.	.
13	.	0.4	0.1
14	0.4	2.2	2.8
15	0.5	1.0	.
16	.	.	.
17	.	.	.
18	.	.	.
19	.	.	.
20	.	.	.
21	.	.	0.1
22	3.6	0.9	0.1
23	.	.	.
24	.	.	.
25	.	.	.
26	.	.	.
27	.	.	.
28	3.6	3.9	3.7
29	3.2	2.0	1.7
30	.	.	.
31	.	.	.
I	17.6	13.4	17.7
NORM	21.3	25.0	
II	0.9	3.6	2.9
NORM	19.3	19.0	
III	10.4	6.8	5.6
NORM	27.9	25.9	
MND	28.9	23.8	26.2
NORM	68.4	69.9	

DISTRICT 15

NR	962	963	965	966	968	969	971	973	974	979	980	981	982
DAG	UBACHS BERG	VAL KEN BURG	SCHAES BERG	SCHIN NEN	VAALS	STEIN	NOOR BEEK	BEEK	BUCH TEN	ECHT	EPEN	OOST-MAAR LAND	SCHIN VELD
1	5.1	3.7	2.3*	2.3	6.9	2.3	5.1	2.7	0.7	0.1	9.5	5.8	1.6
2	5.6	5.1	4.6*	11.3	3.3	4.7	4.4	9.4	4.5	3.7	3.7	0.8	6.8
3	2.3	2.1	1.1*	5.0	2.2	3.0	1.5	3.8	3.7	3.2	2.7	0.2	2.9
4	0.9	0.5	5.5*	0.3	0.2	2.0	0.3	1.1	0.5	5.4	0.7	0.3	1.4
5	1.0	0.2	0.8*	1.6	0.2	.	0.3	.	.	.	1.0	0.4	1.4
6	0.6	0.8	0.2*	0.1	1.6	1.5	0.6	.	1.0	3.1	0.3	1.3	3.1
7	.	.	. *	.	.	.	.	.	.	.	.	.	.
8	.	.	. *	.	.	.	.	.	.	.	.	.	.
9	.	.	. *	.	.	.	.	.	.	.	.	0.1	.
10	.	.	. *	.	.	.	.	.	.	.	.	.	.
11	.	.	. *	.	.	.	.	.	.	.	.	.	.
12	.	.	. *	.	.	.	.	.	.	.	.	.	.
13	.	1.4	2.5*	4.2	1.1	11.9	0.6	3.9	8.9	10.3	1.5	0.2	1.8
14	11.2	15.9	7.0*	2.4	6.0	1.1	6.8	7.0	0.6	0.7	11.1	9.7	17.4
15	0.6	0.3	1.6*	.	.	.	0.5	0.3	0.1	1.9	.	3.5	4.5
16	.	.	0.1*	.	.	.	.	.	0.2	.	.	.	.
17	.	.	. *	.	.	.	.	.	.	.	.	.	.
18	.	0.9	. *	.	.	.	.	.	.	.	.	.	.
19	.	.	. *	.	.	.	.	.	.	.	.	.	.
20	.	.	. *	.	.	.	.	.	.	.	.	.	.
21	.	.	. *	.	.	.	.	.	.	.	.	.	.
22	.	.	. *	.	.	1.8	.	.	0.2	.	.	.	0.2
23	.	.	. *	.	0.2	.	0.2	.	.	.	.	.	.
24	.	0.6	2.3*	0.5	6.0	.	.	0.1	0.1	.	3.0	.	10.3
25	.	.	. *	.	.	.	.	.	.	.	.	.	.
26	.	.	0.1*	.	.	.	.	.	.	.	.	.	1.1
27	.	.	. *	.	.	.	.	.	.	.	.	.	.
28	6.5	4.5	7.4*	4.4	8.8	6.0	9.0	6.2	4.0	2.3	10.6	3.3	5.2
29	6.2	4.1	3.4*	0.9	6.7	1.1	6.7	0.9	0.5	1.7	6.5	4.3	0.5
30	.	0.2	0.2*	.	0.6	0.8	0.2	0.6	.	.	1.3	.	.
31	.	.	. *	.	.	.	.	0.1	0.2	.	.	.	0.3
I	15.5	12.4	14.5*	20.6	14.4	13.5	12.2	17.0	10.4	15.5	17.9	8.9	17.2
NORM	28.5	29.5	28.4	26.8	29.5	23.9	34.1	24.9	25.8	24.4	30.4	24.2	
II	11.8	18.5	11.2*	6.6	7.1	13.0	7.9	11.2	9.8	12.9	12.6	13.4	23.7
NORM	24.9	28.6	23.5	24.5	23.4	22.4	25.9	23.4	20.2	19.0	24.0	21.3	
III	12.7	9.4	13.4*	5.8	22.3	9.7	16.1	7.9	5.0	4.0	21.4	7.6	17.6
NORM	25.5	26.8	24.7	28.0	27.3	26.6	28.4	25.3	26.0	25.9	27.3	26.1	
MND	40.0	40.3	39.1	33.0	43.8	36.2	36.2	36.1	25.2	32.4	51.9	29.9	58.5
NORM	79.0	84.9	76.6	79.3	80.2	72.9	88.4	73.7	71.9	69.3	81.8	71.7	

JULI 2016

REFERENTIE-GEWASVERDAMPING VOLGENS MAKKINK (MM)

NR	270	277	286	249	269	279	215	240	275	290	344	356	283	319	350	370	375	377	391
DAG	LEEU WARDEN	LAU WERS OOG	NIEUW BEERTA	BERK HOUT	LELY STAD	HOOGE VEEN	VOOR SCHO TEN	SCHIP HOL	DEE LEN	TWEN THE	R'DAM	HER WIJNEN	HUP SEL	WEST DORPE	GILZE RIJEN	EIND HOVEN	VOLKEL	ELL	ARCEN
1	1.0	1.1	1.3	1.1	0.9	1.4	0.8	0.8	1.3	1.4	0.9	1.3	1.2	1.1	1.1	1.4	1.3	2.2	1.8
2	4.1	3.5	3.8	4.3	3.7	3.3	4.1	4.3	3.1	3.1	4.0	3.7	3.3	3.6	3.8	3.3	3.3	3.3	3.5
3	3.9	4.3	3.0	4.4	3.6	3.5	4.5	4.2	3.1	3.2	4.2	3.4	2.9	3.6	3.6	3.8	3.5	3.2	3.6
4	4.3	2.6	3.9	4.0	4.7	4.1	4.3	4.5	3.7	4.0	3.5	4.1	4.0	3.8	3.4	4.0	3.6	3.8	3.3
5	1.7	1.7	2.2	1.7	1.7	2.1	2.3	1.7	1.7	1.9	1.9	2.0	2.3	2.1	2.2	2.2	2.4	2.4	2.2
6	3.4	4.5	4.1	4.2	4.1	3.3	4.4	4.3	3.6	4.0	4.5	4.2	3.9	4.1	4.2	4.0	4.0	3.7	4.0
7	3.8	3.5	3.7	3.9	4.0	4.0	3.3	3.5	3.7	4.1	3.4	3.5	4.3	3.0	3.2	3.2	3.6	3.7	3.9
8	1.9	1.8	1.6	1.7	1.4	1.4	2.4	1.9	1.7	1.5	2.4	2.0	1.8	3.0	2.3	2.7	2.3	2.9	2.9
9	3.1	3.0	3.3	3.0	2.8	3.2	3.5	3.1	3.0	3.6	4.1	3.9	3.3	4.5	3.4	3.6	3.3	3.9	3.5
10	3.7	3.6	4.2	3.8	4.1	4.3	4.0	4.0	4.4	4.7	4.2	4.3	4.6	4.1	4.6	4.7	4.8	4.7	4.7
11	2.2	1.9	2.5	3.3	2.4	2.8	3.4	3.1	2.9	3.2	3.3	3.0	3.5	3.3	2.8	3.1	3.1	3.7	3.4
12	4.3	4.0	3.1	4.3	2.2	2.3	3.7	3.4	2.9	3.5	2.7	2.8	3.5	2.7	2.9	3.4	3.8	3.1	3.5
13	3.0	2.7	2.0	2.5	1.8	1.7	4.2	3.0	2.1	2.5	3.7	2.1	2.4	2.6	2.3	2.2	2.3	2.4	2.5
14	2.6	2.8	2.5	3.1	2.5	2.8	4.5	3.6	2.8	2.7	4.0	4.1	3.0	3.8	3.3	3.5	3.0	2.8	3.8
15	3.8	3.7	3.1	4.0	4.2	3.4	4.3	4.0	3.2	3.2	4.1	3.8	3.0	3.8	3.8	3.7	3.4	3.4	3.2
16	1.5	1.3	1.5	1.7	1.6	1.6	3.1	2.0	1.9	1.7	2.6	2.3	1.8	3.7	2.8	2.5	2.3	2.9	2.1
17	4.6	4.2	3.9	4.8	4.9	4.9	4.2	4.1	3.2	4.1	3.5	3.3	3.5	3.7	2.9	2.5	2.3	2.8	2.1
18	4.8	4.8	4.7	5.0	4.9	5.0	5.1	5.0	4.5	4.9	5.1	4.9	4.6	4.6	5.0	5.0	4.4	4.5	4.4
19	5.1	5.0	5.1	5.2	5.1	5.2	5.3	5.2	5.1	5.3	5.2	5.1	5.2	5.3	5.3	5.3	5.1	5.1	5.3
20	4.8	4.9	5.1	4.8	4.5	4.8	4.6	4.7	4.6	4.8	4.6	4.4	4.8	4.3	4.7	4.7	4.8	4.8	5.0
21	4.5	4.7	4.7	4.1	4.5	3.3	4.7	4.6	4.1	3.4	4.7	4.3	4.4	4.3	4.6	4.8	4.6	4.4	4.8
22	2.8	2.0	1.9	3.5	3.2	2.4	4.0	2.3	2.8	2.9	3.6	3.3	2.7	4.0	2.8	3.4	3.2	3.2	3.6
23	2.5	1.5	4.0	3.9	2.9	2.8	4.0	3.3	4.1	2.8	3.6	3.7	3.3	1.9	3.7	3.1	3.8	2.6	3.1
24	3.1	3.8	2.7	3.4	2.9	3.1	3.9	3.2	3.1	3.1	4.1	3.6	3.1	4.5	3.8	3.6	2.8	3.0	2.9
25	2.5	2.5	2.5	2.3	2.0	2.5	2.4	2.2	2.0	3.0	2.3	1.8	3.1	3.1	1.8	2.4	2.6	2.9	2.9
26	3.6	3.6	2.7	3.9	3.7	3.5	4.2	4.1	3.3	3.8	3.5	3.6	4.1	3.0	3.3	3.8	3.3	2.8	3.1
27	2.1	1.8	2.4	2.0	2.3	2.6	1.5	1.8	2.6	3.0	1.5	2.3	3.2	1.9	2.2	2.8	2.9	3.2	3.3
28	1.8	2.4	3.3	1.7	2.2	2.7	2.7	2.3	2.7	1.8	2.6	2.8	2.4	2.7	2.4	2.4	2.1	3.1	2.5
29	2.3	2.0	2.3	2.6	2.2	2.7	2.4	1.9	2.2	2.5	2.1	2.1	2.8	2.0	2.2	2.8	2.4	2.6	2.6
30	3.3	4.2	3.3	2.3	2.7	2.8	3.0	2.1	1.3	1.5	2.0	1.1	1.3	2.3	1.5	2.7	2.0	2.5	2.3
31	3.3	3.0	2.3	3.0	2.8	2.3	2.9	2.9	2.6	2.4	3.2	3.0	2.2	3.8	2.9	3.0	2.6	2.5	2.4
I	30.9	29.6	31.1	32.1	31.0	30.6	33.6	32.3	29.3	31.5	33.1	32.4	31.6	32.9	31.8	32.9	32.1	33.8	33.4
II	36.7	35.3	33.5	38.7	34.1	34.5	42.4	38.1	33.2	35.9	38.8	35.8	35.3	37.8	35.8	35.9	34.5	35.5	35.3
III	31.8	31.5	32.1	32.7	31.4	30.7	35.7	30.7	30.8	30.2	33.2	31.6	32.6	33.5	31.2	34.8	32.3	32.8	33.5
MND	99.4	96.4	96.7	103.5	96.5	95.8	111.7	101.1	93.3	97.6	105.1	99.8	99.5	104.2	98.8	103.6	98.9	102.1	102.2

NR	REFERENTIE GEWASVERDAMPING (MM) 235	280	260	310	380	NEERSLAG 0-24 UUR (MM) 235	280	260	310	380	DOORLOPEND POTENTIEEL NEERSLAGOVERSCHOT (MM) 235	280	260	310	380
DAG	DE KOOY	EELDE	DE BILT	VLIS SIN GEN	MAAS TRICHT	DE KOOY	EELDE	DE BILT	VLIS SIN GEN	MAAS TRICHT	DE KOOY	EELDE	DE BILT	VLIS SIN GEN	MAAS TRICHT
1	1.0	1.1	1.4	1.1	2.0	7.4	5.6	2.2	1.1	7.6	-76	-59	48	-71	125
2	4.4	3.6	3.7	4.6	3.2	0.2	3.7	1.5	2.6	2.4	-81	-59	46	-73	124
3	4.7	3.5	3.1	5.0	3.5	0.0	0.4	17.8	0.0	0.1	-85	-62	60	-78	120
4	4.9	4.0	4.4	4.9	3.0	.	.	.	.	.	-90	-66	56	-83	117
5	1.9	1.8	1.8	2.2	2.0	0.4	2.7	1.9	0.2	0.0	-92	-65	56	-85	115
6	4.3	3.7	4.1	4.5	3.0	0.0	.	0.5	.	.	-96	-69	53	-89	112
7	3.7	3.5	3.6	2.8	3.3	.	0.0	.	0.0	.	-100	-72	49	-92	109
8	2.4	1.5	1.7	2.8	3.5	5.8	4.3	4.7	0.0	.	-96	-69	52	-95	106
9	2.9	3.0	3.3	4.2	4.3	4.6	2.2	.	.	.	-95	-70	49	-99	101
10	3.8	3.9	4.3	4.2	4.9	0.7	.	.	.	.	-98	-74	44	-103	96
11	3.4	1.9	3.0	3.5	4.0	0.4	0.2	.	.	0.0	-101	-76	41	-107	92
12	4.5	2.8	2.6	3.6	2.7	1.9	14.7	9.9	10.1	3.1	-103	-64	49	-100	93
13	2.7	2.5	2.1	3.1	1.9	3.2	4.3	4.2	26.9	10.8	-103	-62	51	-77	102
14	3.5	2.6	3.1	3.8	3.1	0.0	1.7	.	0.3	0.6	-106	-63	48	-80	99
15	4.2	3.4	3.9	4.8	3.0	0.0	0.1	.	.	0.0	-110	-66	44	-85	96
16	2.1	1.3	2.1	4.0	2.8	2.4	2.2	.	.	.	-110	-65	42	-89	93
17	5.0	4.4	3.7	4.3	3.0	0.0	0.1	0.0	.	.	-115	-70	38	-93	90
18	5.0	4.7	5.0	5.2	4.7	.	.	.	.	.	-120	-74	33	-98	86
19	5.2	5.1	5.2	5.4	5.1	.	.	.	.	.	-125	-79	28	-104	81
20	5.0	4.8	4.6	4.4	4.6	.	0.5	.	.	.	-130	-84	23	-108	76
21	4.5	4.4	4.4	4.7	3.9	.	0.7	.	.	.	-135	-87	19	-113	72
22	3.3	2.2	3.2	4.2	2.6	.	1.8	11.7	.	.	-138	-88	27	-117	69
23	2.4	3.5	3.5	1.7	2.2	.	.	.	.	.	-141	-91	24	-119	67
24	3.9	3.3	3.0	4.8	2.9	.	0.0	.	.	.	-144	-95	21	-124	64
25	2.7	2.4	2.0	3.4	2.7	0.1	3.1	0.5	1.5	0.0	-147	-94	19	-126	62
26	4.4	2.6	2.6	3.9	2.1	.	.	.	.	.	-151	-97	17	-129	60
27	1.9	2.3	2.2	1.4	3.3	3.8	2.4	6.4	0.1	0.0	-150	-96	21	-131	56
28	1.9	3.1	3.3	3.0	2.6	0.3	6.8	0.5	4.9	3.2	-151	-93	18	-129	57
29	2.8	2.2	1.9	2.4	2.3	0.6	0.0	3.8	0.9	0.6	-153	-95	20	-130	55
30	3.7	3.4	1.6	1.9	2.7	3.6	5.2	7.2	0.1	0.0	-153	-93	26	-132	52
31	3.3	2.1	2.8	4.2	2.2	0.0	15.4	0.2	.	1.8	-157	-80	23	-136	52
I	34.0	29.6	31.4	36.3	32.7	19.1	18.9	28.6	3.9	10.1	-98	-74	44	-103	96
NORM	34.5	31.5	31.1	33.9	32.6	20.1	25.7	26.6	24.6	22.7					
II	40.6	33.5	35.3	42.1	34.9	7.9	23.8	14.1	37.3	14.5	-130	-84	23	-108	76
NORM	33.9	30.2	31.2	33.6	32.5	20.9	26.6	22.3	19.7	23.8					
III	34.8	31.5	30.5	35.6	29.5	8.4	35.4	30.3	7.5	5.6	-157	-80	23	-136	52
NORM	34.7	32.4	33.1	36.4	34.4	19.3	27.2	32.2	19.8	23.0					
MND	109.4	94.6	97.2	114.0	97.1	35.4	78.1	73.0	48.7	30.2	-157	-80	23	-136	52
NORM	103.0	94.1	95.4	103.9	99.5	60.3	79.4	81.1	64.1	69.6					

NEERSLAGGEMIDDELDEN PER DISTRICT (MM)

	D1	D2	D3	D4
I	22.6	31.4	27.2	25.6
II	8.8	15.9	20.2	9.7
III	14.5	27.7	36.3	23.8
MAAND	45.9	74.9	83.8	59.1
NORM	71.2	80.6	84.1	73.6

	D5	D6	D7	D8
I	22.2	24.0	22.9	28.4
II	28.5	19.0	9.8	17.3
III	42.5	43.1	12.9	29.3
MAAND	93.1	86.1	45.7	75.0
NORM	85.1	83.2	78.6	81.8

	D9	D10	D11	D12
I	28.4	17.3	5.8	7.8
II	10.0	9.8	16.7	9.0
III	32.1	28.3	11.7	32.9
MAAND	70.5	55.4	34.2	49.7
NORM	78.8	76.0	73.9	79.9

	D13	D14	D15	LAND
I	19.0	18.6	14.6	21.9
II	4.4	2.2	12.3	13.7
III	24.2	17.3	11.8	25.6
MAAND	47.5	38.2	38.7	61.2
NORM	73.1	70.4	77.5	78.3

HOOGSTE MAANDSOM MM TE

LAAGSTE MAANDSOM MM TE

HOOGSTE DAGSOM MM OP
TE

TE

NORMALEN: TIJDVAK 1981-2010

Kaart met meteorologische stations

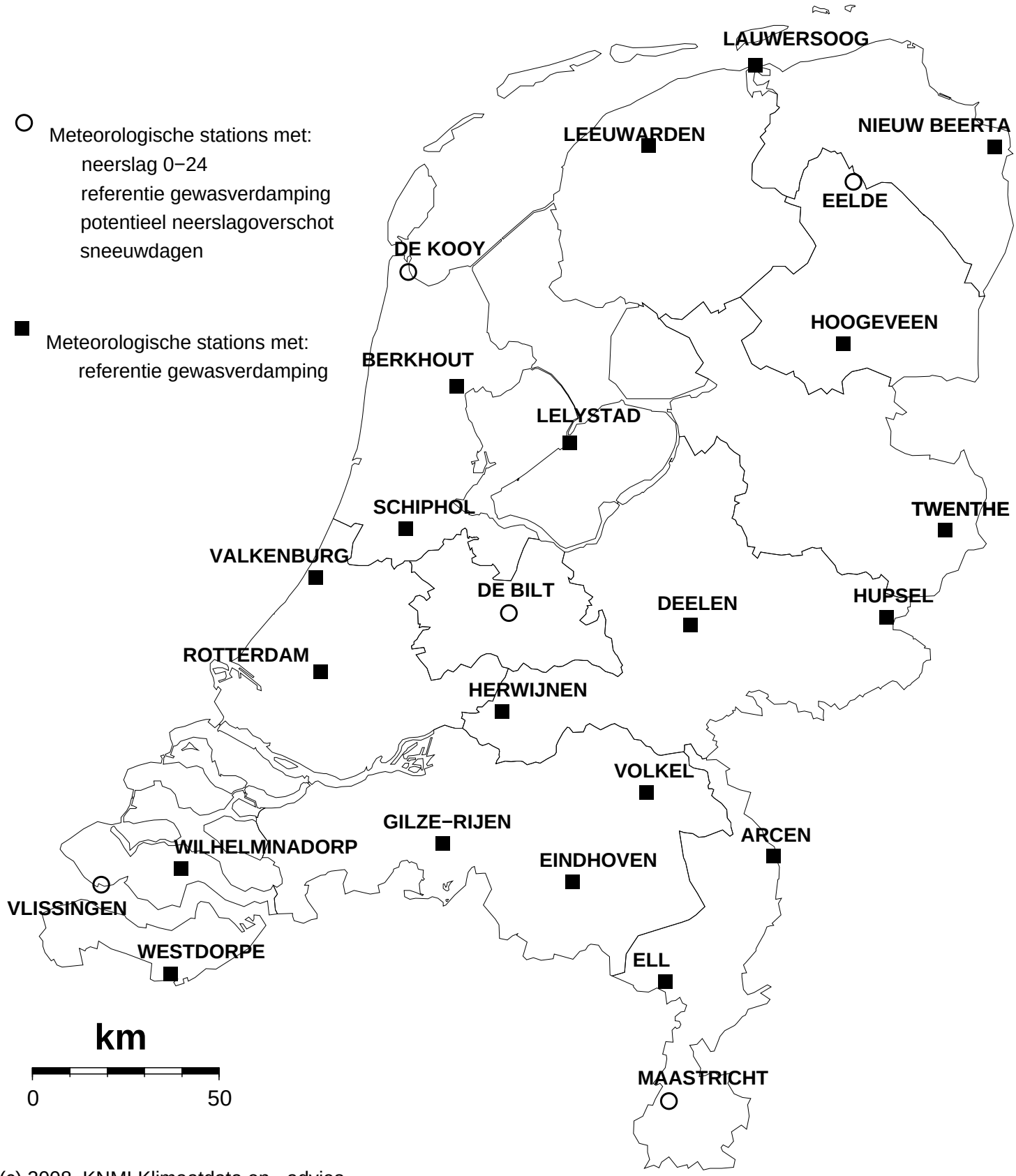

(c) 2008, KNMI Klimaatdata en −advies

Koninklijk Nederlands
Meteorologisch Instituut
Ministerie van Infrastructuur en Milieu

januari 2016

Maandsommen neerslag, juli 2016

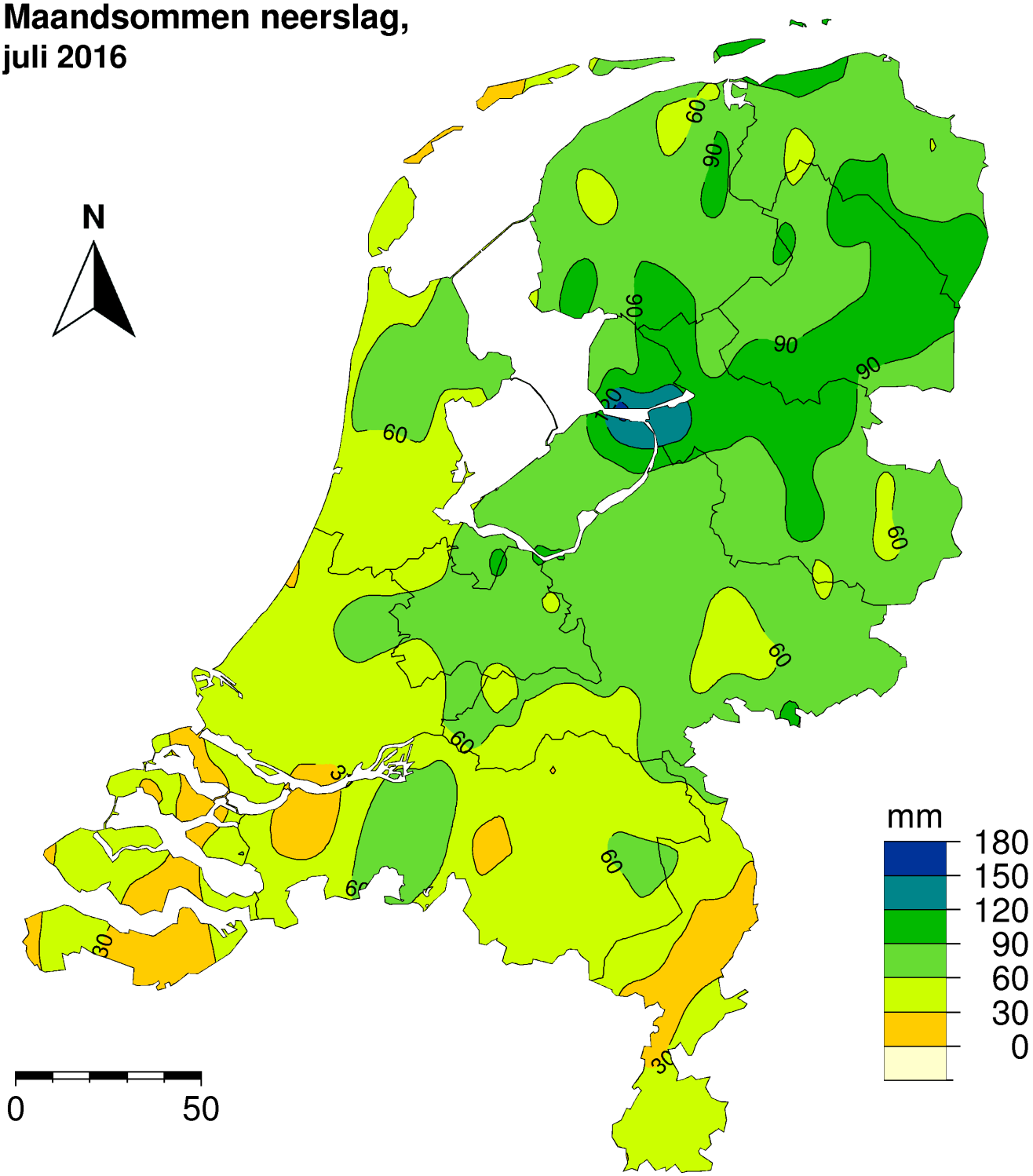

(c) 2021 KNMI

Dit rapport is een uitgave van:

Koninklijk Nederlands Meteorologisch Instituut
Postbus 201 | 3730 AE De Bilt
www.knmi.nl | klimaatdesk@knmi.nl