



Koninklijk Nederlands
Meteorologisch Instituut
Ministerie van Infrastructuur en Milieu

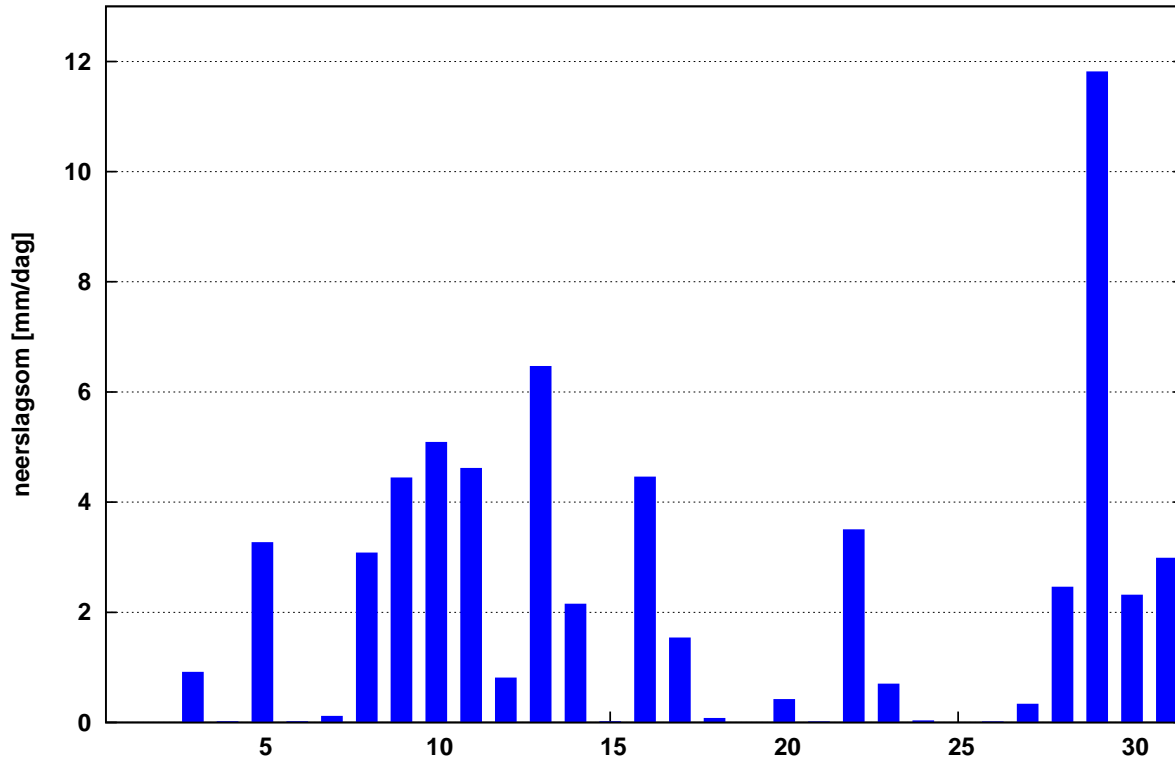
Maandoverzicht neerslag en verdamping in Nederland

maart 2018



Landelijk gemiddelde dagelijkse neerslagsom maart 2018 (gebaseerd op 322 stations)

Maandsom: 62 mm Normaal: 68 mm



In het Maandoverzicht neerslag en verdamping in Nederland (MONV) zijn dagelijkse gegevens van neerslag, verdamping, potentieel neerslagoverschot en sneeuwdagen opgenomen. Daarnaast worden decade- en maandwaarden vermeld. De metingen worden verricht op ca. 325 KNMI-neerslagstations en 25 KNMI meteorologische stations, alwaar uit metingen van temperatuur en straling de referentie-gewasverdamping wordt berekend. Het MONV is ruim 75 jaar uitgegeven als KNMI-periodiek en wordt sinds 2009 verspreid via internet (<http://www.knmi.nl/nederland-nu/klimatologie/gegevens/monv>).

KNMI
Postbus 201
3730 AE De Bilt
e-mail: Klimaatdesk@knmi.nl

MAART 2018

NEERSLAG 8-8 UUR (MM)

NR	DISTRICT 1													DISTRICT 2							
	10	11	12	15	16	17	18	19	21	22	24	25	26	61	64	65	66	67	68	69	
DAG	W.TER HOL LUM	SCHIER SHEL LING	SCHIER MONNIK OOG	OOST VLIE LAND	PETTEN	DEN BURG	NES AME LAND	DE COCKS DORP	CAL LANTS OOG	DE KOOG	VLIE LAND	DE KOOY	FOR MERUM	SKRINS	SNEEK	MAK KUM	HAR LINGEN	DOK KUM	ST ANNA PAR.	APPEL SCHA	
1	
2	
3	
4	
5	6.2	6.4	4.2	6.7	4.1	5.9	5.1	6.5	5.0	6.8	7.8	5.1	6.2	3.0*	3.5*	4.3	5.1	4.4	5.4	3.0	
6	0.1	0.1	.	
7	0.1	0.1	.	.	.	0.1	0.1	.	
8	0.8	0.4	1.4	1.4	0.4	0.7	0.4	0.6	0.4	0.8	0.5	1.1	0.3	2.5	2.3	2.9	1.4	3.3	2.6	2.9	
9	3.9	4.9	4.5	4.9	3.1	4.7	4.0	4.9	4.5	4.2	6.1	3.3	4.2	4.4	4.0	3.4	3.0	5.9	6.7	4.5	
10	3.1	3.2	2.5	3.0	4.2	4.2	3.1	4.2	4.7	4.5	3.5	4.4	2.8	6.0	3.5	3.6	3.9	2.4	3.5	4.2	
11	3.3	2.4	1.6	3.0	2.4	3.4	3.2	3.4	3.1	3.4	3.4	3.1	2.5	2.4	2.7	1.6	2.2	2.8	2.8	2.0	
12	0.5	0.8	0.3	1.9	2.2	1.8	0.5	1.5	3.5	3.4	1.5	1.8	4.0	0.5	1.0	0.4	0.4	0.3	0.5	0.1	
13	10.9	12.1	9.8	8.3	7.1	9.9	8.4	7.6	7.8	8.0	10.4	5.8	8.6	2.5	0.2	2.0	6.2	1.8	8.2	1.4	
14	0.1	0.1	0.2	.	1.4	0.1	0.2	0.1	0.6	.	.	1.0	0.1	1.1	2.5	1.8	0.2	0.2	1.8	3.1	
15	.	.	.	0.1	
16	.	0.3	.	2.6	2.6	1.7	.	2.0	1.7	2.2	2.2	1.1	.	.	2.3	2.5	0.4	.	.	0.5	
17	.	.	.	0.1	3.2	.	.	0.1	0.8	4.6	0.5	3.4	.	0.2	0.8	0.8	
18
19
20	0.3	0.3	.	.	0.3	0.9	0.1	0.2	0.3	0.9	.	1.1	0.2	.	.	0.1	1.0	0.1	0.3	0.4	
21	0.1	0.2	0.1	.	.	.	0.1	.	.	0.1	0.2	.	.	.	
22	2.2	3.1	1.6	3.8	2.7	3.2	1.9	2.8	3.2	3.0	3.5	2.3	3.5	3.8	4.3	3.1	3.4	2.3	3.2	2.5	
23	0.2	.	0.2	.	.	.	0.3	0.3	0.2	1.5	
24
25
26	.	.	.	0.1	0.1
27	.	.	0.4	0.1	.	0.2	0.1	.	.	.	0.5	
28	2.3	2.2	2.1	2.6	1.2	3.5	1.4	3.3	1.8	3.0	2.8	3.0	2.6	2.5	2.0	2.2	2.1	1.0	2.8	3.0	
29	6.9	11.2	12.4	8.7	9.1	8.1	7.7	7.1	9.5	7.5	7.1	9.0	9.3	9.9	10.2	7.7	10.0	12.2	9.2	14.5	
30	1.5	0.4	1.6	0.5	0.5	0.4	1.6	0.5	.	0.9	1.0	0.7	1.0	2.1	2.1	1.3	0.5	1.5	2.8	4.6	
31	2.0	3.0	2.4	3.0	3.2	3.4	1.9	3.7	2.2	3.3	2.5	2.5	3.3	1.5	2.0	2.6	2.5	1.6	2.4	2.5	
I	14.0	14.9	12.6	16.0	11.9	15.5	12.6	16.3	14.7	16.3	17.9	13.9	13.6	15.9*	13.5*	14.2	13.4	16.0	18.4	14.6	
NORM	21.9	21.7	21.0	22.1	23.8	21.9	23.6	22.8	24.6	22.2	21.0	22.6	22.1	.	23.3	23.0	21.5	24.2	23.9	28.5	
II	15.1	16.0	11.9	15.8	16.2	21.0	12.4	14.9	17.8	22.5	18.0	17.3	15.4	6.7	9.5	9.2	10.4	5.2	13.6	7.5	
NORM	16.3	16.0	16.7	16.8	14.7	16.2	17.8	17.3	16.0	17.2	16.2	15.2	16.9	.	17.5	16.9	15.9	18.4	18.5	20.2	
III	15.2	20.1	20.3	19.0	16.8	18.6	14.8	17.5	16.8	17.9	16.9	17.5	19.8	19.8	20.7	17.1	18.7	18.9	20.6	29.1	
NORM	19.5	20.2	21.0	20.9	19.7	19.6	20.9	20.7	21.5	20.4	19.1	19.8	20.6	.	21.3	20.2	21.4	23.4	22.7	25.4	
MND	44.3	51.0	44.8	50.8	44.9	55.1	39.8	48.7	49.3	56.7	52.8	48.7	48.8	42.4	43.7	40.5	42.5	40.1	52.6	51.2	
NORM	57.6	57.8	58.6	59.7	58.2	57.7	62.3	60.7	62.1	59.8	56.3	57.5	59.7	.	62.1	60.1	58.8	66.0	65.1	74.1	

DISTRICT 2

NR	DISTRICT 2																					
	70	73	75	76	77	78	79	80	81	82	84	85	86	87	89	90	91	166	171	326	338	
DAG	OUDE MIRDUM	DRACH TEN	OLDE HOLT PADE	KORN WERDER ZAND	KOLLUM	HER BAYUM	HEEG	STA VOREN	JOURE	GORRE DIJK	EZUMA ZIJL	LEEU WARDEN	NIJ BEETS	BER GUMER DAM	AK KRUM	EERNE WOUDE	TER NAARD	MARUM	AN JUM	FREDE RIKS OORD	GIET HOORN	
1	
2	
3	
4	
5	3.0	4.0	3.8	4.2	3.9	5.4	3.8	4.0	3.8	4.5	4.0	4.8	3.8	4.4	4.9	4.2	4.9	2.6	4.3	4.1	1.3	
6	0.1	.	.	0.1	.	.	0.2	.	.	0.1	
7	0.1	.	.	0.1	.	0.1	0.1	0.1	.	.	
8	1.1	1.0	5.9	1.4	0.8	1.9	0.9	5.3	1.0	1.5	3.8	4.7	0.2	0.3	1.6	1.0	4.0	1.2	3.7	7.2	11.0	
9	3.5	6.5	4.4	2.3	8.9	4.2	4.0	3.5	3.6	5.8	5.6	4.6	4.4	6.9	4.2	6.0	4.7	6.8	4.5	2.6	5.9	
10	4.0	4.0	2.5	3.6	2.7	4.7	3.5	4.1	3.5	4.2	2.1	3.1	3.5	3.4	3.9	3.5	3.2	4.0	2.8	4.1	4.0	
11	2.2	2.5	2.0	1.8	2.5	2.2	2.5	2.3	2.0	2.0	2.2	2.1	1.5	2.6	1.5	1.5	2.1	2.4	2.4	3.1	2.2	
12	0.6	0.3	0.2	0.3	0.2	0.2	0.3	0.3	0.4	.	0.2	0.3	0.3	0.3	0.5	0.3	0.5	.	0.1	0.7	.	
13	2.3	3.0	2.3	5.7	4.1	2.3	0.1	1.0	13.4	1.1	4.4	6.6	1.4	0.7	7.7	2.0	2.2	5.2	4.0	4.8	5.6	
14	2.0	1.2	0.8	2.2	0.3	1.4	2.6	3.3	1.1	1.2	0.2	0.8	1.3	1.1	1.0	1.0	0.2	0.8	0.1	2.0	1.3	
15	.	.	0.1	
16	3.2	.	0.9	0.1	.	0.8	3.6	2.0	1.6	0.5	0.5	1.3	4.2	
17	1.7	.	0.5	0.8	.	0.3	0.5	2.3	0.4	.	.	.	0.3	.	0.2	0.5	0.4	
18
19
20	0.2	1.2	0.1	0.3	0.3	0.2	0.5	0.5	.	0.2	.	0.5	0.4	0.5	.	0.5	.	.	0.2	.	.	
21	.	.	0.2	0.1	0.1	0.2	0.2	0.2	0.2	.	.	0.2	.	0.1	.	.	
22	3.6	4.1	3.5	3.2	2.6	3.4	4.9	3.4	3.9	4.5	2.1	3.2	3.5	3.1	4.4	3.8	1.8	3.6	1.9	3.5	3.9	
23	0.2	0.5	0.3	.	0.1	.	.	0.1	0.2	0.2	.	.	0.1	0.1	.	0.3	0.2	0.4	.	0.5	.	
24	.	0.5	0.1	0.2	
25
26	.	.	0.2	0.2	0.2
27	.	.	0.1	0.5	.
28	4.3	1.9	2.7	2.6	1.0	2.5	2.7	3.5	2.0	2.3	1.5	2.0	3.5	1.7	2.5	2.0	1.3	3.2	1.5	3.6	4.7	
29	10.6	16.8	12.0	9.7	12.2	8.4	11.7	11.8	11.2	11.9	11.6	9.2	13.2	12.9	10.0	12.0	10.4	13.6	16.2	13.0	13.1	
30	2.5	3.2	4.4	1.5	2.5	1.6	2.3	2.6	2.2	4.2	1.4	2.3	3.4	2.3	2.5	2.7	1.1	3.8	1.3	4.0	5.0	
31	3.0	2.0*	1.4	3.6	1.6	2.4	2.2	3.2	1.3	1.6	1.0	2.0	1.6	1.9	1.5	1.5	1.6	3.2	1.7	1.5	1.8	
I	11.8	15.5	16.6	11.7	16.3	16.3	12.4	16.9	11.9	16.1	15.5	17.2	12.0	15.0	14.6	14.7	16.8	14.6	15.4	18.0	22.2	
NORM	24.4	27.2	26.4	22.3	25.7	23.1	24.4	22.6	23.9	26.6	24.8	24.1	25.6	24.9	.	24.1	22.6	27.3	.	25.3	25.5	
II	12.2	8.2	6.9	11.2	7.4	7.4	10.1	11.7	18.9	5.0	7.0	10.3	5.2	5.2	11.4	5.3	5.0	8.4	6.8	12.4	13.7	
NORM	18.8	19.6	20.0	16.5	19.4	17.1	18.7	16.4	18.3	19.3	19.3	17.4	18.2	17.9	.	17.8	18.1	20.7	.	20.3	20.1	
III	24.2	29.0*	24.7	20.8	20.0	18.3	23.9	24.8	20.8	24.7	17.7	19.1	25.7	22.2	20.9	22.5	16.6	27.8	22.7	26.6	28.5	
NORM	21.9	24.7	23.5	20.5	24.1	21.4	21.6	19.9	21.5	23.9	22.8	22.1	22.6	22.1	.	22.5	21.7	24.1	.	22.8	22.9	
MND	48.2	52.7	48.2	43.7	43.7	42.0	46.4															

DISTRICT 2		DISTRICT 3																				
NR	353	134	135	136	139	140	141	142	143	144	145	147	148	150	151	152	154	155	156	158		
DAG	BLOK ZIJL	MIDDEL STUM	WOL TER SUM	EZIN GE	GRO NINGEN	ASSEN	DELFI ZIJL	WARF FUM	FINS TER WOLDE	TER APEL	ZOUT KAMP	VEEN DAM	SAPPE MEER	UIT HUI ZEN	ROODE SCHOOL	GIETER VEEN	EENRUM	EEXT	VLAGT WEDDE	ONNEN		
1	
2	
3	
4	
5	2.4	4.1	3.7	3.7	3.3	2.7	3.0	3.0	2.5	2.0	4.0*	3.0	3.9	3.4	3.2	3.0	4.5	3.1	2.5	3.2		
6	0.1	0.1	0.1	.	.	.	
7	0.1	0.1	0.1	.	.	.	0.1	0.2	.	.	.	0.1	.	.	.	
8	9.2	0.4	0.7	1.0	1.1	2.9	0.2	0.4	1.7	2.1	1.8	2.1	1.1	0.2	0.1	1.8	0.5	2.4	2.4	1.8		
9	4.5	6.4	8.3	7.7	7.6	4.7	6.4	6.3	6.0	4.2	7.0	5.3	8.0	5.2	4.3	5.9	7.1	5.4	8.2	7.4		
10	2.4	3.0	3.0	2.6	3.4	4.1	3.1	2.5	3.7	4.3	1.0	3.7	3.3	2.2	2.3	3.9	2.0	3.8	3.6	2.9		
11	2.0	2.5	2.5	1.0	2.4	1.8	1.8	2.0	2.0	1.1	3.5	1.4	1.5	2.3	2.6	1.4	2.0	1.5	1.0	1.9		
12	.	0.2	0.3	0.2	0.4	0.1	0.5	0.3	0.6	.	0.9	0.4	0.3	0.5	0.3	0.2	0.3	0.2	0.3	0.3		
13	3.9	5.0	0.8	8.8	2.8	7.2	10.4	21.0	2.7	0.9	5.1	3.5	3.0	9.1	9.6	3.7	10.0	6.3	2.8	0.6		
14	1.3	1.0	2.7	.	3.6	2.5	1.1	3.9	0.6	3.3	0.3	1.8	2.9	0.2	1.5	2.5	0.5	2.5	1.8	1.9		
15	.	.	.	0.1	.	.	0.1	0.2	0.1	
16	4.5	0.5	0.2	.	.	.	
17	1.3	
18	
19	
20	0.3	0.3	0.5	.	0.6	0.7	.	0.3	0.7	1.1	.	0.7	0.6	.	0.4	0.4	.	0.7	0.5	0.6		
21	0.2	0.2	0.2	0.2	.	.	0.2	.	.	.	
22	4.2	2.4	3.2	1.9	2.1	2.2	4.5	3.5	3.0	1.9	2.4	2.3	2.8	3.3	3.6	1.4	3.8	1.7	2.0	2.1		
23	0.2	1.1	1.5	0.2	0.8	2.7	0.7	1.0	1.7	1.3	0.2	2.2	3.3	0.3	0.6	3.9	0.7	3.2	2.3	2.7		
24	.	.	0.6	0.1	0.3	0.1	0.8	0.1	0.4	.	.	0.5	0.5	.	0.2	0.4	.	0.2	.	0.4		
25	
26	0.1	0.1	.	0.1	.	.	0.1	.	0.1	0.1	.	.	0.1	.	0.1		
27	.	.	.	0.1	0.4	3.6	.	.	.	0.7	.	.	1.0	0.3	.	0.1	0.8	3.8	0.2	0.5		
28	4.5	2.2	3.0	2.7	0.5	2.8	1.7	1.9	1.8	2.7	1.9	2.5	1.7	2.0	2.3	2.4	2.0	2.3	2.3	1.6		
29	12.6	9.6	11.5	11.3	17.5	15.2	14.3	7.6	14.8	15.6	11.3	17.2	14.0	8.5	8.6	12.8	8.3	13.4	14.6	13.1		
30	5.1	3.7	3.5	3.2	4.8	3.9	6.1	3.0	5.6	4.4	2.0	4.0	3.6	2.9	3.0	3.0	3.0	3.2	3.0	3.7		
31	2.3	2.3	3.1	2.1	2.7	3.9	4.0	2.5	3.6	2.7	1.5	3.5	3.2	2.4	3.1	3.3	2.4	2.7	2.2	2.9		
I	18.7	13.9	15.7	15.0	15.4	14.4	12.7	12.4	14.0	12.6	13.8*	14.1	16.4	11.2	9.9	14.6	14.1	14.9	16.7	15.3		
NORM	25.7	22.9		27.3	27.3	23.8	25.0	21.9	25.0	22.8	24.1	26.5	25.8	24.0	25.8	25.5	28.4	23.0	25.4			
II	13.3	9.0	6.8	10.1	9.8	12.8	13.9	27.7	6.6	6.4	9.8	7.8	8.3	12.1	14.5	8.2	12.8	11.4	6.4	5.3		
NORM	19.7	14.6		19.2	20.2	18.3	18.9	18.2	21.0	18.3	17.3	19.7	19.8	17.8	18.2	19.0	21.0	19.5	17.6			
III	29.0	21.4	26.4	21.7	29.1	34.4	32.2	19.8	31.2	29.3	19.3	33.2	29.4	19.6	21.8	28.0	20.2	30.8	26.6	27.1		
NORM	22.1	16.1		24.2	23.2	22.5	23.2	21.4	23.1	21.5	21.7	23.6	23.4	20.6	22.1	21.6	23.8	22.7	22.2			
MND	61.0	44.3	48.9	46.8	54.3	61.6	58.8	59.9	51.8	48.3	42.9	55.1	54.1	42.9	46.2	50.8	47.1	57.1	49.7	47.7		
NORM	67.4	53.6		70.7	70.7	64.6	67.1	61.4	69.1	62.7	63.0	69.9	69.1	62.4	66.1	66.1	73.2	65.1	65.2			
DISTRICT 3																		DISTRICT 4				
NR	159	160	161	162	163	164	172	173	323	337	217	221	222	223	224	226	227	228	230	233		
DAG	NIEUW BUINEN	VEEN HUI ZEN	EELDE	NIE KERK	RODEN	ZEE RIJP	NIEUW OLDA	BLIJ HAM	LAAG HA LEN	SCHOON LOO	HEILOO	ENK HUI ZEN	HOORN	SCHIELING WOUDE	EDAM	WIJK A/ZEE	ANNA PAU LOWNA	SCHA GEN	ZAAAN DIJK	ZAAAN DAM H'BRG		
1	
2	
3	
4	
5	2.4	2.4	3.2	4.9	3.6	3.2	2.9	3.1	2.6	3.3	3.6	2.4	3.2	2.9	4.0	4.4	4.3	5.6	2.6	2.2		
6	0.2	.	.	0.1	0.1	0.2	.	.	.	
7	0.1	1.0	0.6	.	4.6	.	.	.	0.2	0.4		
8	1.8	1.9	1.6	0.1	0.8	0.5	0.5	2.1	2.3	2.5	1.1	1.9	3.5	1.6	1.6	.	0.3	0.3	1.7	2.6		
9	6.6	4.9	7.3	6.9	6.8	5.9	7.2	6.8	4.2	9.1	4.5	3.9	3.2	6.8	2.8	3.4	1.9	1.2	3.6	4.2		
10	4.6	3.2	3.6	3.1	3.5	2.5	2.0	3.2	2.9	3.6	5.5	5.6	5.3	6.1	5.2	6.1	4.8	5.1	5.4	6.5		
11	0.8	2.0	2.3	1.6	2.8	2.6	3.4	1.7	1.6	2.0	3.2	1.8	2.8	3.4	2.0	6.1	3.8	2.9	3.5	4.2		
12	0.2	0.1	0.2	0.1	0.5	0.2	0.2	1.0	0.1	0.1	1.7	0.2	0.4	0.6	0.7	1.7	1.1	1.3	0.8	1.3		
13	2.8	1.6	1.1	3.2	5.7	5.1	8.9	2.9	1.0	2.8	4.7	12.0	12.5	3.9	6.9	6.3	10.5	5.9	3.8	3.4		
14	0.5	3.3	3.7	2.6	3.3	1.0	0.3	0.6	2.5	3.5	2.5	2.4	2.5	5.4	5.0	1.5	0.1	0.9	3.1	2.8		
15	
16	.	0.3	0.7	0.5	2.8	2.4	4.0	3.1	1.6	3.3	2.5	2.5	2.4	2.8		
17	0.1	0.5	0.3	3.4	2.4	.	0.8	.	2.8	1.5	.	.		
18	
19	0.1	
20	0.6	0.5	0.8	.	0.1	0.3	1.8	0.9	0.4	0.6	0.2	0.3	0.2	0.4	0.4	0.3	2.8	0.5	0.9	.		
21	.	0.1	0.1	0.1	0.2	.	.	0.1	
22	1.5	2.5	1.5	1.9	2.0	2.5	3.8	2.7	2.0	2.9	4.3	2.9	2.0	2.7	2.6	3.2	4.0	2.4	3.4	4.2		
23	2.5	1.7	3.0	0.3	0.7	0.7	1.2	4.6	1.4	1.6	.	0.2	.	0.1		
24	0.4	.	0.4	.	0.1	0.5	0.5	.	0.2	0.3	
25	0.1	
26	0.2	0.1	0.2	.	.	0.1	0.1	0.2	.	0.1	0.1	0.1	.	.	
27	1.2	0.3	0.5	.	1.7	.	.	0.1	2.2	3.5	0.2	
28	2.8	1.5	2.0	3.0	2.0	1.5	1.6	2.0	2.8	3.4	1.3	1.2	0.8	0.4	0.4	0.7	2.3	0.7	0.5	0.6		
29	16.8	11.8	14.1	12.9	14.4	12.1	15.1	13.0	15.9	18.7	13.4	12.9	13.5	14.9	15.0	11.7	8.3	9.6	13.3	14.4		
30	4.8	1.2	4.4	2.7	3.7	4.0	8.0	3.7	3.1	4.3	0.3	2.6	0.8	1.9	1.5	0.5	.	0.4	0.5	.		
31	4.5	3.1	2.6	2.5	2.8	2.5	4.2	2.3	2.9	4.2	3.7	3.3	3.7	1.8	1.5	5.5	2.7	1.7	3.5	3.5		
I	15.6	12.4	15.7	15.0	14.8	12.2	12.6	15.2	12.0	18.6	14.7	14.8	15.8	17.4	18.2	13.9	11.3	12.4	13.5	15.9		
NORM	25.7	27.3	25.4	25.8	29.1	23.9			29.0		24.7	25.6	25.3	29.5	26.1	24.6	23.5	24.2	25.2	26.7		
II	4.9	7.8	8.1	7.5	12.4	9.2	14.6	7.1	6.4	10.0	15.4	23.1	24.8	17.1	17.4	19.2	23.6	15.5	14.5	14.5		
NORM	18.9	19.5	18.8	19.3	21.3	17.9			22.0		17.8	18.1	17.5	20.2	19.6	17.1	15.9	16.5	18.1	18.8		
III	34.7	22.3	28.7	23.3	27.4	23.9	34.5	28.6	30.5	39.0	23.0	23.2	20.9	22.0	21.0	21.6	17.6	14.9	21.3	22.7		
NORM	23.0	24.1	22.7	22.2	25.1	22.6			25.2		23.7	22.8	22.7	25.4	24.3	21.9	20.5	21.4	22.4	25.0		
MND	55.2	42.5	52.5	45.8	54.6	45.3	61.7	50.9	48.9	67.6</												

MAART 2018

NEERSLAG 8-8 UUR (MM)

NR	DISTRICT 4													DISTRICT 5							
	234	235	236	238	239	240	242	249	251	252	255	257	263	256	317	344	348	352	356	359	
DAG	BER GEN	CAS TRICUM	MEDEM BLIK	DE HAUKE S	DEN OEVER	KREI LER OORD	PURMER END	HOOG KARS PEL	WEST BEEM STER	KOL HORN	OB DAM	HOOG WOU D	ASSEN DELFT	MARK EN	MARK NESSE	TOLLE BEEK	EMMEL OORD	NA GELE	KUINRE	LEMMER BUMA	
1	
2	
3	
4	
5	4.4	4.0	5.0	4.7	4.5	6.0	3.2	2.5	3.4	4.2	3.4	4.8	2.5	1.1	2.1	1.5	2.8	2.0	3.0	2.9	
6	0.1
7	.	.	2.2	.	0.1	0.5	0.5	1.2	.	.	0.1	0.8	.	0.4
8	.	.	9.6	1.0	1.0	2.0	1.5	1.2	1.5	0.5	0.7	1.0	1.7	1.8	5.8	10.0	7.3	3.8	6.3	0.6	
9	3.2	4.1	4.3	1.4	2.6	3.2	3.9	3.9	3.3	2.0	3.5	4.4	3.7	4.3	3.7	4.1	3.7	3.6	4.1	3.6	
10	5.1	5.8	4.9	5.1	3.8	5.0	5.6	5.2	6.5	4.2	4.7	5.0	6.2	5.1	3.6	4.4	3.6	4.8	3.5	4.0	
11	3.1	3.6	2.0	5.8	2.6	2.9	3.0	1.4	3.0	3.3	3.8	4.4	5.5	1.8	1.6	1.8	1.5	1.8	2.0	2.5	
12	1.9	2.6	0.3	0.9	0.8	0.7	0.7	0.1	1.0	0.5	1.0	0.2	1.9	0.2	0.4	0.4	0.4	0.2	0.4	0.4	
13	6.7	7.8	14.8	7.3	8.9	9.4	5.0	13.0	1.7	11.0	6.0	13.8	3.8	6.5	3.4	1.7	2.8	1.7	4.0	2.8	
14	1.6	1.0	2.6	0.4	0.3	3.3	4.9	3.6	4.9	0.9	2.0	2.8	2.3	4.9	0.8	2.4	1.2	2.2	0.9	1.7	
15	0.1
16	2.7	3.1	1.8	2.2	2.2	2.3	2.7	3.0	2.4	1.4	3.8	3.4	4.3	1.7	4.4	1.9	4.2	2.8	4.2	3.5	
17	0.1	.	2.2	0.5	3.2	.	0.2	3.1	0.5	0.7	0.5	1.8	.	.	1.2	2.8	2.2	1.7	1.6	0.5	
18
19
20	0.1	0.7	0.4	.	0.4	1.9	0.6	.	0.6	.	0.6	1.0	0.6	0.8	0.2	0.4	0.4	0.5	0.3	0.9	
21	0.1	0.1
22	3.8	3.7	3.7	2.0	3.0	4.5	3.9	2.2	2.7	4.0	3.9	3.0	5.1	2.4	4.1	2.6	3.7	2.5	5.3	4.4	
23	0.2	0.5	0.1	0.1	0.5	0.2	.	0.2	0.2	
24	0.1	0.1
25
26	.	0.1	.	.	0.2	0.2	0.1	.	0.1
27	.	.	0.2	0.2
28	1.8	1.0	0.9	2.5	2.9	2.8	0.4	0.6	0.5	1.0	0.8	0.7	0.6	0.4	2.3	0.9	1.9	0.7	4.3	3.9	
29	11.4	13.7	12.1	8.5	10.5	11.4	14.5	11.5	9.8	10.4	12.1	11.5	13.6	14.1	11.9	11.7	10.7	13.0	11.3	11.4	
30	0.4	0.5	1.3	.	0.3	0.7	0.9	1.9	0.5	.	.	0.4	0.4	1.7	4.7	2.6	4.6	3.5	4.5	2.6	
31	4.3	3.5	3.2	2.6	4.2	4.0	1.5	3.1	2.1	1.8	1.9	1.8	2.4	1.8	1.8	2.2	1.7	1.6	2.1	2.7	
I	12.7	13.9	26.0	12.2	12.0	16.7	14.7	14.0	14.7	10.9	12.4	16.0	14.1	12.7	15.2	20.0	17.5	14.2	16.9	11.1	
NORM	25.3	25.7	25.5	23.3	20.7	21.8	27.0	24.9	24.7	23.3	25.6	.	25.3	25.1	.	22.2	25.5	25.4	26.6	23.5	
II	16.2	18.8	24.1	17.1	18.4	19.8	17.1	24.2	14.1	17.8	17.7	27.4	18.4	16.0	12.0	11.4	12.7	10.9	13.4	12.3	
NORM	16.0	18.6	17.6	15.7	15.6	15.4	19.6	17.3	17.7	16.4	15.2	.	17.7	18.5	.	16.6	19.2	19.1	20.2	17.2	
III	21.9	22.5	21.4	15.8	21.2	23.4	21.2	19.3	16.1	17.2	18.7	17.4	22.1	20.8	25.1	20.5	22.9	21.3	27.7	25.3	
NORM	21.4	22.6	22.0	19.9	20.0	20.6	25.4	22.3	23.6	20.8	22.6	.	23.1	22.5	.	19.8	21.8	22.3	23.3	20.2	
MND	50.8	55.2	71.5	45.1	51.6	59.9	53.0	57.5	44.9	45.9	48.8	60.8	54.6	49.5	52.3	51.9	53.1	46.4	58.0	48.7	
NORM	62.8	66.8	65.1	58.8	56.4	57.9	72.1	64.5	66.0	60.4	63.4	.	66.2	66.0	.	58.7	66.5	66.7	70.2	60.9	
NR	DISTRICT 5							DISTRICT 6													
	364	365	366	369	371	372	516	298	327	330	331	332	333	335	339	340	341	342	343	345	
DAG	DRON TEN	SWIF TER BANT	BID DING HUIZEN	LELY STAD	ZEE WOLDE	ZEE WOLDE SW	HARDER WIJK	STEEN WIJKS MOER	DWIN GE LOO	ZWOLLE	DENE KAMP	HOOG VEEN	EMMEN	IJSSEL MUIDEN	RHEE ZER VEEN	HEINO	ZWEE LOO	VILS TEREN	SCHOO NEBEEK	VROOMS HOOP	
1
2
3
4
5	1.7	2.0	1.6	1.5	1.4	1.8	2.2	1.9	2.9	2.5	1.2	1.9	1.9	2.8	1.8	2.2	3.3	2.2	1.8	1.5	
6	0.1
7	0.3	.	0.2	0.5	1.0	2.9	0.8
8	5.5	4.0	10.6	5.6	6.1	7.1	9.8	4.1	3.5	5.7	3.1	6.4	2.2	10.2	7.4	4.4	4.4	8.1	2.7	6.3	
9	2.8	3.3	5.4	4.8	5.2	4.0	6.5	4.9	11.5	5.8	2.7	4.9	4.8	3.1	3.7	6.7	5.9	3.4	3.5	3.0	
10	4.9	4.5	5.1	4.6	4.5	5.7	4.8	3.9	3.3	4.6	3.8	3.8	3.9	5.0	3.2	4.9	3.8	3.9	3.7	4.3	
11	1.1	1.6	1.0	1.0	1.4	1.5	1.2	1.3	2.3	1.6	0.4	1.6	1.1	2.0	1.2	1.4	1.4	1.5	1.2	0.4	
12	0.3	0.8	0.2	0.3	0.2	0.4	.	.	.	0.1	0.2	0.3	.	0.2	0.3	.	0.4	0.3	.	0.1	
13	6.4	3.4	3.4	2.8	1.6	4.3	2.3	3.3	4.2	8.3	5.2	3.7	3.8	8.6	4.2	7.9	2.4	4.9	2.1	5.8	
14	0.7	1.3	1.4	2.4	1.2	1.9	1.5	2.8	2.4	1.9	5.4	3.2	3.7	1.8	3.5	2.1	4.1	2.5	1.8	5.6	
15
16	5.8	6.3	4.4	3.6	3.2	3.3	4.9	2.1	0.7	5.5	1.7	1.7	1.4	4.2	1.7	5.9	1.9	4.7	1.2	3.1	
17	1.8	1.5	1.1	2.8	.	1.0	0.9	.	.	2.0	1.1	1.6	1.0	1.3	1.1	2.6	0.9	1.5	1.3	2.2	
18
19
20	0.2	0.4	0.4	0.3	1.3	0.7	.	0.8	1.8	0.1	0.2	0.5	0.4	0.9	0.2*	.	0.4	0.1	0.4	0.2	
21
22	3.3	3.9	4.2	2.4	2.9	2.8	2.9	1.8	3.4	3.6	1.7	2.9	2.1	2.9	1.6	3.0	2.9	3.0	1.7	2.1	
23	0.2	.	.	0.1	0.2	.	.	0.1	0.8	.	0.5	0.2	0.4	0.4	.	0.2	0.6	0.1	0.5	0.3	
24	0.1
25
26	.	.	0.1
27	.	.	2.8	.	.	1.8	.	.	.	1.7	.	0.9	.	4.0	.	0.8	.	0.2	.	0.9	
28	0.8	0.9	0.8	0.8	0.5	1.0	1.2	3.4	2.6	1.5	1.5	2.7	4.4	1.1	1.5	1.1	3.9	1.9	4.1	1.3	
29	14.0	14.0	11.0	12.5	18.3	13.7	12.6	13.9	12.8	14.0	12.0	15.4	15.3	14.0	13.5	13.7	15.6	16.0	14.3	12.7	
30	3.9	3.9	4.8	2.9	2.0	2.1	5.0	5.0	3.4	2.6	3.3	3.6	4.8	4.4	4.2	2.8	4.8	1.9	4.3	3.4	
31	2.1	2.8	3.0	3.0	2.8	2.8	3.0	5.3	3.7	2.2	6.1	2.3	3.7	1.4	1.7	1.5	5.2	1.6	6.2	1.5	
I	15.3	13.8	22.9	17.0	18.2	21.5	24.1	14.8	21.2	18.6	10.8	17.0	12.8	21.1	16.1	18.2	17.4	17.6	11.7	15.1	
NORM	25.9	24.5	26.5	25.2	28.5	28.6	25.6	.	29.9	25.6	23.3	27.6	26.9	25.7	26.3	23.5	27.0	26.1	24.9	24.8	
II	16.3	15.3	11.9	13.2	8.9	13.1	10.8	10.3	11.4	19.5	14.2	12.6	11.4	19.0	12.2*	19.9	11.5	15.5	8.0	17.4	
NORM	19.8	18.3	18.8	18.9	18.4	17.8	19.5	.	23.1	20.4	20.3	22.2	23.1	20.4	20.7	19.0	21.1	21.1	19.4	21.4	
III	24.3	25.5	26.7	21.7	26.7	24.2	24.7	29.5	28.4	23.9	26.0	27.1	34.7	24.2	22.5	23.1	33.0	24.7	31.1	22.3	
NORM	24.7	23.4	24.4	25.3	20.3	21.4	24.6	.	25.2	25.1	24.7	26.9	26.5	24.2	25.3	22.9	25.3	24.4	22.7	24.5	
MND	55.9	54.6	61.5	51.9	53.8	58.8	59.6	54.6	61.0	62.0	51.0	56.7	58.9	64.3	50.8	61.2	61.9	57.8	50.8	54.8	
NORM	70.4	66.2	69.7	69.4	67.2	67.8	69.7	.	78												

DISTRICT 6														DISTRICT 7								
NR	349	354	358	361	362	664	665	668	670	672	675	681	687	225	229	426	435	437	438	439		
DAG	KLA ZIENA VEEN	DE DEMS VAART	ROU VEEN	TUB BERGEN	RUINER WOLD	AL MELO	EN SCHEDE	HENGE LO (OV)	TWEN THE	HELLEN DOORN	WEER SELO	LET TELE	HOL TEN	OVER VEEN	ZAND VOORT	ZOE TER MEER	HEEM STEDE	LIJN DEN	HOOFD DORP	ROELOF ARENDS VEEN		
1	
2	0.4	1.0	0.3	.	0.2	.		
3		
4		
5	1.8	1.8	2.4	1.5	3.0	1.6	1.3	1.5	1.3	1.7	1.5	1.8	1.5	4.7	5.5	5.5	3.3	2.9	3.3	3.5		
6	0.2	0.2	.	0.2	0.2	.	.		
7	0.2	1.2	0.3	.	.		
8	3.6	5.9	7.7	3.5	6.1	4.1	6.3	4.5	4.8	7.0	3.4	5.4	9.2	.	0.1	1.0	2.5	3.9	6.0	1.2		
9	3.2	8.9	3.1	3.5	10.0	3.0	4.1	2.5	3.1	3.5	4.4	4.1	3.1	3.6	3.3	4.5	5.6	4.8	4.5	8.5		
10	3.1	3.5	3.7	2.9	4.3	4.2	5.2	4.0	4.4	5.0	3.9	5.9	5.4	6.7	5.9	5.5	6.5	7.1	6.4	7.4		
11	1.2	1.3	1.5	0.5	2.3	0.5	0.8	0.7	0.6	1.0	0.5	1.2	0.6	6.6	5.9	6.0	7.6	7.9	5.6	5.8		
12	0.1	0.5	0.2	0.1	0.4	0.1	0.6	1.0	0.7	0.5	0.4	0.3	0.5	1.8	1.6	2.6	0.5	0.2	3.2	2.7		
13	2.7	3.2	4.2	5.4	3.3	2.9	11.6	8.5	9.7	5.8	3.3	4.8	3.2	7.1	5.6	5.5	3.5	3.0	3.3	3.5		
14	3.6	3.5	3.8	2.6	0.5	2.5	3.3	3.5	3.4	2.6	3.1	2.1	2.4	0.5	0.6	0.5	1.0	1.6	1.8	0.2		
15	0.1	0.1	.	.	0.3	0.6	0.1	.	.	.	1.0		
16	1.0	1.7	3.7	2.0	2.3	5.8	7.7	5.0	5.0	7.3	2.5	8.8	8.7	3.8	3.3	4.9	2.8	1.3	3.0	3.6		
17	1.1	1.3	2.0	2.3	1.2	2.7	3.6	2.5	2.0	2.2	2.4	2.6	2.0	0.1	0.6	1.4	.	0.3	0.3	.		
18	0.1	.	.	0.1		
19		
20	0.6	0.4	0.4	0.6	0.2	0.4	0.2	0.3	0.2	0.6	0.4	0.4	0.5	.	.	0.5	0.7	0.5	0.8	0.7		
21	0.1	0.3		
22	2.1	3.6	3.8	4.5	2.8	2.3	2.3	2.6	1.1	3.4	1.5	1.9	3.0	4.1	3.5	4.8	5.9	3.8	4.6	4.9		
23	0.3	0.3	.	1.5	.	0.5	2.2	0.2	1.3	0.3	1.3	0.4	0.2	.	0.1	0.3	.	.	.	0.2		
24	.	.	.	0.3	.	.	0.2		
25		
26	0.1	.	0.1	0.1		
27	5.0	0.3	.	0.5	.	0.4	.	.	.	0.8	0.1	.	0.2		
28	4.7	2.9	3.3	1.1	3.1	1.4	1.5	1.5	1.7	2.0	1.5	1.1	1.5	0.9	1.0	2.3	1.0	0.8	1.4	1.9		
29	14.9	15.2	14.5	13.2	11.5	14.1	17.5	14.8	14.4	13.5	12.8	14.3	15.5	12.0	10.6	15.5	14.8	14.7	14.4	12.3		
30	4.8	5.5	3.2	3.0	4.3	3.8	1.7	5.5	2.4	3.2	5.5	2.1	2.9	0.6	0.7	2.3	0.6	0.9	0.6	0.6		
31	4.9	1.3	2.0	4.0	1.5	1.8	7.1	2.0	6.9	1.5	5.9	2.2	1.4	5.3	4.7	4.0	5.2	4.0	5.1	4.0		
I	11.7	20.1	16.9	11.4	23.4	12.9	16.9	12.5	13.6	17.4	13.2	17.2	19.2	15.0	15.4	17.5	18.6	20.1	20.7	20.6		
NORM	23.7	27.3	26.9	24.5		25.1	25.2	24.6	25.3	25.7	24.5	24.6		25.2	25.3		26.4	26.1	28.4	26.3		
II	10.4	11.9	15.8	13.5	10.2	14.9	28.0	21.5	21.6	20.4	12.6	20.2	17.9	19.9	18.2	21.5	16.1	14.8	18.0	17.5		
NORM	21.4	20.7	20.2	21.2		22.1	20.0	20.5	20.8	21.7	20.3	20.3		17.2	15.6		17.3	18.3	18.8	17.3		
III	36.9	29.1	26.9	28.1	23.2	24.3	32.5	26.6	27.8	24.7	28.6	22.0	24.9	22.9	20.9	29.2	27.5	24.2	26.1	24.0		
NORM	23.2	25.6	24.6	23.8		25.8	24.8	25.6	26.5	24.7	25.4	25.5		23.3	20.9		22.9	24.4	24.8	23.2		
MND	59.0	61.1	59.6	53.0	56.8	52.1	77.4	60.6	63.0	62.5	54.4	59.4	62.0	57.8	54.5	68.2	62.2	59.1	64.8	62.1		
NORM	68.3	73.6	71.7	69.5		73.0	70.0	70.7	72.6	72.1	70.2	70.4		65.7	61.7		66.6	68.8	72.1	66.8		
DISTRICT 7																						
NR	442	443	444	449	450	453	454	455	456	458	461	463	464	467	470	474	477	479	480	481	482	
DAG	BOS KOOP	GOUDA	KAT WIJK	DELFT	NU MANS DORP	BERG SCHEN HOEK	LISSE	STRIJ EN	OOST VOORNE	AALS MEER	BAREN DRECHT	N.HEL VOET	BRIEL LE	POORTU GAAL	ZEG VELD	VALKEN BURG VK	H.VAN H'LAND M'PAD	MAAS LAND	HON DIJK	VOOR SELERSSCHO TEN	HENDRIK IDO AM BACHT	
1	0.1	
2	
3	0.6	0.8	1.4	1.3	4.6	1.3	.	2.0	2.5	.	2.3	3.6	2.8	2.7	.	0.2	2.0	0.9	1.0	0.7	1.5	
4	.	.	.	0.1	
5	4.5	3.4	5.7	6.5	5.6	5.0	3.0*	5.0	7.2	2.5	4.9	6.1	6.5	5.9	4.1	4.9	6.7	7.2	7.8	5.6	4.4	
6	0.3	0.1	0.1	.	0.1	
7	0.4	0.6	
8	1.5	2.3	1.0	0.7	1.7	4.4	0.6	3.1	1.0	3.9	1.5	0.9	1.1	1.7	0.7	.	.	0.6	0.7	0.9	3.3	
9	4.0	3.6	5.0	4.1	5.8	3.0	4.4	3.0	4.2	6.9	4.1	4.0	3.4	2.7	3.9	5.1	5.5	4.2	4.3	4.9	6.3	
10	5.2	5.6	5.7	7.0	7.6	5.0	5.4	7.4	7.8	7.3	7.2	9.0	7.9	8.1	5.7	5.2	6.9	7.9	7.1	5.0	6.0	
11	7.8	9.3	5.3	5.6	10.1	6.0	9.6	10.2	10.8	6.8	1.1	9.3	8.1	8.1	7.8	5.0	12.0	6.3	7.9	5.7	10.2	
12	2.0	1.8	3.0	3.5	2.3	3.0	2.1	2.0	3.0	2.0	2.3	3.5	4.8	3.4	2.0	3.5	.	4.9	4.4	2.8	2.0	
13	7.4	5.2	5.6	7.6	8.6	5.0	5.0	7.2	8.2	2.7	6.2	10.0	10.0	7.9	3.5	4.9	6.2	5.0	6.0	5.6	6.7	
14	1.4	1.1	0.4	0.6	0.4	0.5	2.6	0.6	0.5	2.5	.	0.3	0.2	0.6	2.5	0.8	1.0	0.6	0.5	1.0	0.3	
15	.	0.1	0.1	0.1
16	5.4	6.7	4.3	7.8	8.2	7.9	6.7	7.2	8.3	2.1	7.8	8.3	8.0	9.2	3.4	3.6	8.0	8.6	8.8	4.3	8.1	
17	0.9	0.1	1.8	2.8	4.7	2.5	2.0	5.8	2.7	.	2.1	2.7	3.2	2.4	.	1.4	2.1	2.8	4.6	0.9	5.5	
18	0.1	.	.	.	0.1	.	.	.	0.3	
19	
20	0.7	0.8	0.3	.	.	0.2	.	0.4	.	0.6	0.1	.	0.2	0.4	.	0.2	.	0.2	.	0.7	0.8	
21	.	0.1	0.1	
22	6.6	5.9	6.0	7.0	5.8	6.0	7.9	4.5	5.5	3.4	5.7	4.0	6.6	5.3	6.4	5.4	6.1	5.4	6.7	5.3	5.6	
23	0.3	0.2	.	0.4	1.1	0.3	.	0.7	0.7	0.1	0.6	0.5	0.2	0.7	.	.	0.2	0.2	0.5	.	0.3	
24	
25	
26	0.1	0.2	
27	0.1	
28	3.0	2.3	4.5	3.8	1.9	2.5	2.6	2.3	2.2	1.3	2.2	1.8	2.0	2.4	1.9	3.9	3.1	3.7	3.8	2.5	2.7	
29	12.2	12.0	10.4	12.4	12.7	13.0	12.9	13.8	13.0	13.3	12.5	14.2	12.0	13.3	11.0	11.4	12.5	12.6	13.0	13.9	12.3	
30	2.2	3.4	0.9	0.8	2.7	2.0	1.0	3.0	1.3	1.2	2.3	1.5	1.2	1.3	2.8	0.9	1.6	1.7	0.9	0.9	3.1	
31	3.2	2.5	4.3	3.8	7.1	3.5	4.3	3.6	10.5	4.1	6.7	7.8	8.1	6.2	3.1	4.2	6.3	7.2	5.7	4.5	2.8	
I	15.9	15.7	18.8	19.7	25.3	18.7	13.4*	20.5	23.1	20.9	20.0	23.6	22.1	20.5	15.4	16.1	21.7	20.9	21.0	17.1	21.6	
NORM	30.7	27.8	27.9	27.7	25.9	28.9	25.5	25.2	25.7	26.2	29.8	24.1	26.9	27.6	25.8	27.9	25.9		27.9	28.8		
II	25.7	25.1	20.7	27.9	34.4	25.1	28.0	33.7	33.5	16.7	19.6	34.1	34.7	32.0	19.2	19.4	29.3	28.4	32.2	21.1	33.7	
NORM	18.3	17.6	16.9	17.3	16.7	18.6	16.8	17.1	15.4	17.7	20.3	14.9	16.4	18.1	16.4	15.2	15.2		17.0	19.0		
III	27.6	26.4	26.1	28.2	31.3	27.3	28.7	27.9	33.2	23.4	30.0	29.8	30.3	29.2	25.2	26.0	29.8	30.8				

MAART 2018

NEERSLAG 8-8 UUR (MM)

NR	DISTRICT 7							DISTRICT 8													
	483	484	548	559	561	563	572	328	329	336	350	509	510	514	523	541	542	543	546	547	
DAG	KRIM- PEN AD LEK	HOOG MADE	LONNEN A/D VECHT	VLEU TEN	BEN SCHOP	WEESP	AB COUDE	HEERDE	WAPEN VELD	OLDE BROEK	ELBURG	DOORN	VAAS SEN	EPE	WIJK B/DUUR STEDE	ARNHEM	PUT TEN	APEL DOORN	WOUDEN BERG	NIJ KERK	
1
2
3	1.0	0.3	.	.	0.3	0.1	
4
5	4.4	4.8	3.1	2.7	2.3	2.5	2.8	2.4	1.7	2.3	2.2	1.4	2.0	2.9	4.1	1.9	2.0	2.3	1.8	2.3	
6	.	0.1
7	.	0.1
8	1.7	2.0	1.6	1.6	3.9	3.5	3.8	0.9	1.0	8.4	5.6	5.0	2.0	2.0	3.7	1.5	3.9	3.7	4.0	3.8	
9	3.3	4.0	3.1	5.2	5.2	2.8	4.1	4.1	3.3	6.8	4.1	4.2	4.1	4.8	4.7	3.0	6.0	3.9	5.3	4.3	
10	6.8	5.6	6.2	5.0	5.4	7.1	6.3	5.3	3.3	4.9	5.2	7.0	6.1	5.3	5.6	6.8	5.1	6.4	6.8	4.6	
11	11.0	4.4	3.3	4.0	6.6	4.0	5.0	2.1	1.5	1.3	1.3	2.6	1.5	1.5	3.7	1.5	1.0	3.6	2.0	1.1	
12	1.8	2.8	0.4	0.9	0.9	0.2	0.5	0.2	0.2	0.2	0.3	0.2	0.1	1.1	0.3	0.3	0.3	0.3	0.4	0.1	
13	6.7	6.9	4.2	3.9	4.7	5.5	5.0	4.1	5.2	4.1	4.5	5.8	3.1	3.6	3.4	6.5	4.0	4.2	7.0	3.7	
14	0.3	0.7	3.5*	4.0	2.8	4.8	3.2	2.1	5.1	2.5	2.3	2.9	2.5	1.9	5.1	1.8	1.7	2.9	1.6	1.7	
15	0.1	0.1
16	7.7	4.4	2.1	2.5	4.9	1.5	2.2	6.2	5.7	6.0	6.3	3.9	7.6	6.9	1.5	3.7	3.0	6.4	3.6	2.5	
17	3.2	3.6	.	1.0	1.0	.	.	3.1	2.3	1.8	1.6	.	1.5	2.0	.	0.2	.	2.6	.	0.5	
18
19	0.1
20	0.7	0.8	0.5	0.5	.	0.2	0.5	.	0.7	0.3	.	.	0.5	1.5	.	0.4	0.8	0.3	1.2	1.0	
21	.	0.1	0.2
22	4.3	7.3	3.2	3.1	3.7	2.8	2.9	3.2	3.0	3.5	4.4	3.7	3.8	4.1	5.6	2.6	3.9	5.2	2.8	2.8	
23	.	0.2	0.1	0.3	0.1	.	.	0.4	0.4	0.3	0.3	.	0.2	.	1.0	.	0.1	0.1	.	.	
24
25	0.1
26	.	0.1	.	.	0.1	0.1	0.1
27	.	1.7	1.0	.	.	0.1	0.3	1.6	1.6	1.5	1.7	.	0.2	.	.	2.5	.	1.5	1.9	0.9	
28	2.9	2.4	1.5	2.8	2.9	0.6	1.0	1.1	1.5	1.0	1.3	3.6	0.6	1.6	4.2	1.4	2.4	1.0	2.2	1.0	
29	12.2	12.5	15.3	13.6	12.6	14.2	13.2	12.6	14.2	10.9	12.1	17.4	13.2	13.1	14.6	16.5	11.0	13.8	13.4	11.3	
30	2.9	0.8	5.3	2.5	3.2	1.5	2.1	1.8	2.7	2.6	4.2	2.0	2.0	2.0	1.9	2.4	3.3	3.3	3.0	3.0	
31	2.7	3.4	2.6	2.0	2.6	1.8	1.8	1.6	2.7	1.9	2.9	1.2	2.1	2.5	0.9	2.4	2.8	2.5	1.5	2.4	
I	17.2	16.9	14.0	14.5	17.1	15.9	17.0	12.7	9.3	22.4	17.1	17.6	14.2	15.0	18.1	13.3	17.0	16.3	17.9	15.0	
NORM	31.3		28.4	26.8	26.8	30.0	27.7	25.5	27.1	27.2	24.7	31.3	31.4	28.8	24.5	30.2	30.9	32.7	28.9	27.9	
II	31.4	23.6	14.0*	16.8	21.0	16.2	16.4	17.8	20.7	16.3	16.3	15.4	16.8	18.5	13.7	14.4	10.5	20.3	15.8	10.7	
NORM	20.7		19.5	17.9	18.7	18.9	18.2	19.7	21.1	21.0	18.5	18.3	24.6	23.5	18.9	23.0	22.6	26.1	19.8	20.9	
III	25.0	26.8	29.7	25.3	25.2	21.0	21.3	22.3	26.1	21.8	26.9	27.9	22.1	23.3	27.2	29.0	23.4	27.4	24.9	21.6	
NORM	26.9		24.7	22.7	24.8	24.0	24.6	25.2	27.3	27.7	22.5	21.4	28.5	27.0	23.0	28.5	28.0	29.4	25.7	24.9	
MND	73.6	67.3	57.7	56.6	63.3	53.1	54.7	52.8	56.1	60.5	60.3	60.9	53.1	56.8	59.0	56.7	50.9	64.0	58.6	47.3	
NORM	78.9		72.6	67.3	70.3	72.8	70.5	70.3	75.5	75.8	65.7	70.9	84.6	79.3	66.4	81.6	81.4	88.2	74.4	73.7	
NR	DISTRICT 8																				
DAG	550	557	558	560	564	565	567	570	571	573	576	578	579	580	582	583	591	593	595	596	
DAG	DE BILT	EER BEEK	LUN TEREN	AME RONGEN	HULS HORST	VOORT HUI ZEN	KOOT WIJK	ELS PEET	HARS KAMP	BEEK BERGEN	SPA KEN BURG	OOSTER BEEK	VEE NEN DAAL	BARNE VELD	HA MERS VELD	WAGE NINGEN PD	DEE LEN	LAREN	SOEST	EEMNES	
1	0.1	
2	
3	0.2	0.1	
4	.	.	0.1	0.1	
5	2.3	1.5	1.8	1.2	2.7	1.9	1.7	2.1	1.9	1.5	2.6	1.4	1.5	2.1	1.5	2.1	1.9	2.6	2.1	1.5	
6	
7	1.1	.	.	.	0.2	3.5	3.2	0.2	
8	3.1	1.9	3.2	4.7	6.0	4.9	2.7	4.6	3.0	1.8	2.1	2.1	6.8	10.0	3.8	2.8	3.1	1.1	6.4	1.5	
9	5.1	5.1	4.2	3.3	5.2	4.0	4.3	5.7	4.0	5.3	2.7	3.9	4.5	3.8	4.2	3.6	5.4	4.4	5.9	5.6	
10	6.2	5.8	6.1	5.9	5.3	6.0	7.1	5.3	6.6	7.0	5.8	6.5	6.2	6.7	6.1	6.9	6.2	6.3	6.6	5.7	
11	3.5	1.5	1.4	1.5	1.3	1.0	3.5	1.3	1.1	1.7	1.3	2.0	2.0	1.4	1.4	1.9	1.9	2.7	2.4	2.4	
12	0.2	.	0.2	0.3	0.2	0.2	0.5	0.5	.	0.3	0.3	0.2	0.1	0.2	0.2	0.3	0.3	0.2	0.3	0.2	
13	3.6	4.7	6.9	7.4	4.2	4.0	7.3	3.5	4.5	7.0	2.9	7.6	5.6	4.9	5.2	6.0	7.4	5.5	5.6	3.6	
14	5.3	2.4	0.8	1.7	2.4	1.3	1.8	3.1	1.1	2.2	1.5	1.5	1.0	1.2	2.4	1.2	2.4	2.3	1.4	1.9	
15	0.1	0.1	.	
16	1.3	6.8	3.0	2.2	4.3	3.1	5.6	4.7	4.3	7.2	1.9	3.7	2.0	4.3	1.8	2.8	5.1	2.3	2.7	1.8	
17	0.1	1.2	0.2	.	1.4	0.3	0.6	1.5	0.2	0.9	0.8	.	.	0.3	0.2	.	0.3	0.7	.	0.8	
18	0.1	
19	
20	0.2	0.4	0.7	1.1	0.5	0.9	0.3	0.8	0.5	0.4	0.5	0.5	0.6	1.3	1.0	0.5	0.4	0.4	0.6	.	
21	0.1	0.1	0.1	.	
22	3.2	1.9	2.9	3.2	4.0	4.2	4.0	5.0	3.4	3.4	1.9	2.3	3.0	2.8	.	1.5	2.7	2.6	3.5	2.4	
23	0.2	0.1	0.2	0.3	0.2	0.2	0.2	0.1	.	0.4	0.1	0.4	0.2	.	.	0.4	0.5	0.3	0.1	.	
24	0.1	0.1	
25	0.1	
26	0.2	0.1	.	0.1	0.1	.	.	0.1	.	
27	1.8	1.4	2.6	.	0.3	1.2	0.9	0.2	1.4	1.5	1.3	1.1	1.9	2.7	1.3	1.7	3.1	1.7	2.5	2.1	
28	2.1	1.2	1.6	2.5	0.5	1.0	1.1	0.5	1.1	1.0	0.9	1.5	1.7	1.7	1.6	1.9	1.7	1.0	1.9	0.7	
29	13.1	14.0	15.2	12.7	12.3	13.1	14.4	13.6	14.0	14.1	11.3	14.6	14.1	15.6	14.6	16.1	15.1	13.3	12.8	14.0	
30	2.2	1.9	2.6	2.9	4.5	3.8	2.8	3.8	3.9	3.4	2.7	2.8	4.1	5.9	2.0	3.5	2.3	3.2	1.9	2.3	
31	1.1	3.1	1.7	1.0	2.6	3.0	2.5	3.6	3.0	2.1	2.7	2.4	2.2	3.4	1.6	2.2	2.9	2.0	2.2	1.9	
I	17.8	14.3	15.4	15.2	19.4	16.8	16.0	17.7	15.7	15.7	16.7	13.9	19.0	22.6	15.6	15.5	16.6	14.4	24.2	14.5	
NORM	29.0	28.7	28.9	27.1	27.1	28.4	29.7	30.8	28.9	33.0	28.0	28.5	28.2	29.5	31.0	27.1	28.6	30.1			
II	14.3	17.0	13.2	14.2	14.3	10.8	19.6	15.4	11.7	19.8	9.2	15.5	11.3	13.6	12.2	12.7	17.8	14.1	13.1	10.7	
NORM	20.4	24.0	20.7	20.2	22.3	21.7	23.2	24.0	21.0	27.0	21.5	21.9	21.3	22.0	22.1	20.8	22.7	22.2			
III	23.7	23.6	26.8	22.6	24.6	26.7	25.9	27.0	26.8	25.9	20.9	25.1	27.2	32.2	23.1	27.6	28.3	24.1	25.1	23.4	
NORM	25.0	27.7	25.3	24.4	26.3	25.1	24.9	27.9	23.3	30.4	25.8	26.8	24.7	25.9	28.0	25.2	27.4	26.2			
MND	55.8</																				

MAART 2018

NEERSLAG 8-8 UUR (MM)

DISTRICT 9																	DISTRICT 10				
NR	588	645	663	666	667	669	673	674	678	679	680	682	683	684	686	688	689	434	465	539	
DAG	DUI VEN	HENGE LO (GLD)LOCHEM	WIN TERS WIJK	DOETIN CHEM	BOR CULO	GEN DRIN GEN	REKKENALMEN	HERWEN	AAL TEN	MAR KELO	LICH TEN VOORDE	LIE VELDE	WOOLD	HUP SEL	DEVEN TER	GROOT AMMERS	OUD AL BLAS	NIJ MEGEN			
1	
2	
3	0.2	0.1	0.9	1.4	.	
4	
5	1.0	1.3	1.5	1.3	1.1	1.7	1.3	2.6	1.8	1.2	0.8	1.2	1.1	2.3	1.3	1.5	1.8	2.5	4.5	1.0	
6	0.2	
7	0.1	0.1	0.1	
8	1.7	2.6	2.2	1.3	0.7	3.0	1.3	3.3	1.5	2.1	0.7	9.3	0.3	0.5	3.8	2.0	4.4	4.5	3.6	2.0	
9	2.3	2.7	3.5	5.2	4.2	3.6	3.8	4.2	3.5	2.3	4.5	2.7	4.0	4.2	5.5	4.5	4.3	6.8	6.5	2.4	
10	6.8	5.4	5.7	5.3	6.0	6.3	6.2	5.3	6.0	6.2	5.0	5.5	5.0	5.5	5.1	4.9	5.2	5.5	7.0	5.9	
11	0.6	0.9	1.4	0.7	0.7	0.2	0.6	0.5	1.5	0.8	1.0	0.6	0.5	0.4	1.1	2.4	1.0	11.0	9.9	1.3	
12	.	.	0.2	0.5	.	0.2	.	0.6	0.2	0.1	0.5	0.2	0.5	0.7	0.5	0.6	.	0.6	1.4	0.1	
13	7.4	5.6	5.1	7.6	7.7	7.6	5.8	5.0	5.0	6.6	4.9	3.4	6.5	6.8	4.1	6.7	3.4	6.0	7.0	5.9	
14	1.2	1.8	2.5	2.5	1.2	2.5	3.0	3.6	2.0	2.2	3.3	2.5	2.6	2.6	3.2	2.5	2.2	1.5	0.5	1.5	
15	.	.	.	0.1	0.2	.	0.1	.	.	0.1	0.1	.	.	0.1	.	.	.	0.1	.	.	
16	3.7	5.9	8.5	9.6	5.8	10.6	5.0	11.8	8.9	3.5	6.8	9.0	8.5	9.9	9.6	11.7	7.5	8.6	7.5	3.1	
17	0.1	2.1	1.0	2.3	1.1	0.8	.	3.0	1.6	.	1.2	3.6	1.4	2.1	1.5*	1.0	1.6	0.7	5.1	.	
18	.	.	.	0.1	0.2	.
19
20	0.4	0.7	0.9	.	0.7	0.5	0.9	0.5	1.0	0.4	.	.	.	0.3	0.2	.	0.7	1.0	0.7	.	
21	0.1
22	2.3	1.9	1.4	1.7	2.8	2.4	1.7	2.3	1.4	1.9	1.5	2.4	1.5	1.4	1.6	1.0	1.8	4.9	4.0	2.0	
23	0.4	0.5	0.8	0.5	0.4	0.2	0.4	.	0.6	0.4	0.4	0.2	0.4	0.4	1.1	0.9	.	0.4	0.2	0.6	
24	0.1	.	0.3	.	0.1	.	0.1	0.3
25
26
27	3.0	0.3	.	0.1	0.9	0.3	1.1	.	.	.	0.3	0.1	0.3	0.2	.	0.4	
28	1.1	1.9	0.9	1.5	1.9	1.0	1.7	1.4	1.2	2.3	1.2	1.6	1.5	1.3	1.8	1.2	0.7	3.3	2.8	2.9	
29	13.1	11.9	12.8	13.2	13.0	11.2	17.5	12.3	13.0	12.1	13.6	12.0	14.5	11.6	13.7	12.0	13.4	12.3	14.3	12.8	
30	3.1	3.0	3.1	3.0	3.9	2.4	5.7	1.3	2.6	2.9	3.1	7.7	1.7	1.6	4.1	1.7	2.0	2.8	2.5	8.3	
31	2.5	2.4	2.8	1.6	2.4	0.2	2.4	0.8	2.0	1.9	1.5	1.7	1.5	1.8	0.9	1.9	1.9	2.9	2.0	3.4	
I	12.1	12.0	12.9	13.1	12.2	14.6	12.7	15.4	12.8	11.8	11.0	18.7	10.4	12.6	15.7	12.9	15.7	20.2	23.0	11.4	
NORM	24.3	.	24.7	24.9	26.0	25.6	22.1	24.1	23.4	24.5	26.2	25.0	24.7	24.6	27.6	.	25.6	28.4	29.3	23.6	
II	13.4	17.0	19.6	23.4	17.4	22.4	15.4	25.0	20.2	13.7	17.8	20.0	20.0	22.9	20.2*	24.9	16.4	29.5	32.3	11.9	
NORM	19.0	.	19.9	20.4	20.9	20.4	16.8	19.4	18.5	18.6	20.3	20.0	20.7	20.0	22.4	.	20.8	19.3	19.8	18.3	
III	25.5	21.9	21.8	21.6	25.5	17.7	30.8	18.1	20.9	21.5	21.7	26.0	21.4	18.3	23.2	19.1	19.8	26.6	25.8	30.0	
NORM	25.3	.	24.6	24.9	25.8	25.2	23.9	24.2	24.1	24.7	26.5	25.9	25.9	25.0	27.0	.	24.7	25.7	26.4	24.7	
MND	51.0	50.9	54.3	58.1	55.1	54.7	58.9	58.5	53.9	47.0	50.5	64.7	51.8	53.8	59.1	56.9	51.9	76.3	81.1	53.3	
NORM	68.6	.	69.2	70.2	72.7	71.1	62.8	67.7	66.0	67.9	73.1	70.9	71.2	69.6	76.9	.	71.1	73.4	75.5	66.6	
DISTRICT 10																	DISTRICT 11				
NR	549	562	569	584	589	830	835	836	840	910	917	446	447	462	471	705	733	735	736	737	
DAG	CULEM BORG	TIEL	HEU MEN	GELDER MALSEN	ZET TEN	HER WIJNEN	GORIN ANDEL	NIEU WEN CHEM	AMMER DIJK	ZALT ZODEN	BOMMEL	GOEDE REEDE	DEN BOMMEL	DIRKS LAND	OUD DORP POLDER	BRES KENS	VLIS SINGEN	KAPEL LE	BROU WERS HAVEN	KERK WERVE	
1
2
3	0.3	0.3	2.5	0.3	0.2	0.3	1.2	0.8	1.7	1.4	0.3	2.4	5.1	4.2	4.2	2.3	3.0	3.1	1.0	1.6	
4	.	.	.	0.3	0.2	
5	1.9	1.0	1.5	1.9	1.1	2.0	2.2	2.1	2.0*	1.8	1.5	5.8	3.2	6.0	8.0	7.3	6.5	5.6	6.2	7.8	
6	.	.	.	0.1	0.1	.	.	.	0.3	.	.	
7	.	.	0.1	0.1	0.2	.	.	0.2	.	.	.	
8	4.3	3.8	1.1	5.5	2.5	2.5	2.2	8.4	7.8	1.9	4.0	3.2	4.0	1.6	2.3	4.1	2.5	2.5	3.6	2.3	
9	3.6	3.6	2.6	3.7	2.6	4.1	4.0	3.3	6.2	3.4	3.7	3.0	3.6	3.0	3.2	4.4	3.5	4.6	3.4	2.7	
10	6.5	5.6	6.4	6.6	6.5	6.5	6.3	8.5	6.6	5.9	6.6	8.4	7.0	7.2	8.0	6.1	6.5	6.0	5.7	6.2	
11	3.3	1.5	1.6	3.1	1.5	3.3	3.3	5.0	6.2	4.6	3.9	11.8	13.0	11.6	14.0	24.8	23.2	20.2	18.4	17.7	
12	0.4	.	0.3	0.4	0.3	0.5	0.6	0.7	.	0.5	0.4	4.0	3.2	2.6	4.4	1.4	3.0	1.6	1.0	6.4	
13	6.3	6.2	6.2	9.6	7.5	12.2	9.8	8.7	12.1	16.4	10.9	7.7	6.3	10.1	8.9	10.9	12.2	9.2	5.6	5.1	
14	3.2	3.1	3.4	3.4	1.0	2.9	2.5	2.2	2.1	2.3	3.6	0.4	1.9	1.0	0.8	1.1	0.4	0.5	1.4	0.3	
15	.	.	.	0.1	0.2	0.1	
16	4.9	4.0	3.6	4.3	2.6	5.5	5.9	6.5	7.1	5.0	5.3	8.0	4.8	8.2	8.4	8.5	8.6	8.4	7.8	8.8	
17	0.4	1.6	0.8	0.9	.	1.3	3.7	1.7	2.4	0.4	1.6	5.3	3.4	2.6	3.7	0.1	1.8	1.6	1.1	1.7	
18	.	.	0.2	.	.	.	0.1	1.0	0.2	0.6	.	0.2	0.1	1.1	.	0.5	
19	
20	0.6	0.4	0.2	.	0.7	.	0.3	.	.	0.3	0.4	0.8	0.4	0.4	.	0.3	
21
22	4.0	2.4	2.3	2.2	2.2	3.1	4.2	5.4	5.2	2.9	2.7	6.5	2.9	5.3	5.3	5.8	6.0	6.3	5.5	5.8	
23	.	0.5	0.9	0.6	0.2	0.7	0.9	0.6	0.5	0.5	0.6	.	0.3	2.5	1.1	2.5	0.4	1.5	0.4	1.0	
24	.	.	0.1	0.1
25
26	0.2	0.1	
27	0.3	0.8	0.3	
28	4.0	3.6	3.4	3.9	2.4	3.4	3.0	3.2	2.3	3.4	3.5	2.8	0.9	2.0	1.3	2.5	2.7	3.4	1.8	0.9	
29	17.0	11.9	12.5	13.4	14.9	14.5	12.3	13.4	12.2	10.7	11.8	11.3	10.3	12.0	11.6	9.5	8.4	10.8	11.2	11.2	
30	2.4	3.1	2.4	2.1	4.7	1.8	2.3	2.1	2.7	1.8	4.3	1.0	1.2	1.5	1.3	1.4	0.9	0.7	3.4	0.8	
31	1.1	1.5	3.7	1.5	2.0	3.3	2.5	2.2	3.1	2.1	2.0	1.1	5.3	4.6	2.7	3.4	3.0	5.5	0.8	2.1	
I	16.6	14.3	14.2	18.4	12.9	15.4	15.9	23.1	24.3*	14.4	16.1	22.8	23.0	22.3	25.7	24.4	22.2	22.1	19.9	20.8	
NORM	24.9	24.9	24.5	25.5	26.3	25.4	26.9	27.5	27.8	25.0	25.2	24.4	25.3	23.4	22.5	21.8	21.5	24.6	22.5	23.2	
II	18.5	16.4	16.1	21.8	13.5	26.1	26.1	25.8	30.9	29.4	26.1	37.2	32.8	37.0	40.6	47.8	49.7	43.0	35.3	40.8	
NORM	17.6	19.8	18.2	19.4	18.8	19.1	18.9	19.2	19.3	17.2	18.6	14.3	17.4	16.4	13.9	13.6	13.2	15.4	14.7	14.5	
III	28.5	23.0	25.3	23.8	26.7	26.8	25.2	26.9	26.0	21.4	24.9	22.7	20.9	28.1	23.3	25.1	21.4	28.2	23.9	22.2	
NORM	23.3	25.0	24.7	24.9	23.7	25.2	25.3	25.7	26.3	24.3	25.0	21.0	23.6	23							

MAART 2018

NEERSLAG 8-8 UUR (MM)

DISTRICT 11																						
NR	738	740	741	742	743	744	746	747	749	750	751	752	754	755	756	757	758	760	761	762	763	
DAG	BIER VLIET	ST KRUIS	STAVE NISSE	TER NEU ZEN	NOORD GOUWE	ANNA JACOBA POLDER	WEST KAPEL LE	KRAB BEN DIJKE	WILHEL MINA DORP	RIL LAND	VROU WEN POLDER	HAAM STEDE	OVE ZANDE	KORT GENE	MIDDEL BURG	THOLEN	WOL PH'RTS DIJK	'S RENN HOEK	HEE REN PINE	PHI LIP DIJKE	SCHOON CAD ZAND	
1	
2	
3	2.7	2.1	2.1	3.7	3.8	1.5	3.2	3.0	3.3	3.5*	3.3	3.3	3.3	3.2	2.7*	3.0	4.2	1.9	2.2	3.8	3.3	
4	.	0.1	0.1	.	.	.	0.2	
5	6.1	6.5	7.2	5.3	6.8	6.6	7.5	5.1	7.7	5.1	7.4	6.0*	5.0	7.5	6.5	5.3	6.4	6.4	5.1	5.7	7.3	
6	.	0.1	0.1	0.5	.	0.1	0.2	0.2	
7	.	.	0.3	
8	4.9	5.5	2.4	3.7	2.4	2.1	5.7	1.4	3.6	1.5	5.0	2.0	4.9	3.2	3.0	2.0	4.4	4.5	4.2	5.5	4.8	
9	4.7	3.4	7.2	4.7	2.5	7.4	3.9	3.2	6.8	3.3	4.0	2.5	1.6	3.0	2.5	3.5	3.1	4.6	4.9	4.8	3.5	
10	6.4	5.3	5.1	5.6	6.7	6.3	6.9	5.0	5.7	5.8	7.1	6.0	5.3	5.7	6.6	6.1	6.8	6.4	6.0	7.8	6.1	
11	23.9	23.4	18.6	25.0	17.4	14.9	18.3	19.1	18.3	18.3	17.1	15.0	19.9	18.7	24.3	16.5	21.3	20.9	24.0	24.1	19.6	
12	1.0	4.0	0.3	.	2.5	1.0	2.0	1.5	1.1	5.5	4.0	6.6	.	2.1	3.5	2.1	1.5	0.3	1.4	3.8	0.2	
13	13.2	14.4	10.2	12.4	6.4	7.6	5.5	11.0	9.3	13.3	5.0	5.1	13.0	6.8	11.5	9.1	7.8	8.2	14.4	12.1	9.1	
14	0.9	0.6	0.8	0.4	1.0	1.5	0.7	0.5	0.6	2.1	0.1	0.1	.	1.8	0.4	1.0	0.3	0.4	0.9	0.7	0.9	
15	0.1
16	9.5	7.0	8.3	8.3	8.4	7.6	7.7	7.3	9.1	7.8	10.2	11.4	9.8	10.6	8.2	7.6	11.1	10.9	12.4	8.6	7.6	
17	0.5	0.4	0.7	0.2	1.6	0.9	0.7	2.2	1.4	3.2	0.2	1.6	1.0	1.3	0.1	5.3	1.9	1.1	0.2	0.6	0.2	
18	0.3	0.3	0.9	0.2	0.2	0.2	0.8	1.1	.	1.0	0.1	0.6	0.2	.	0.1	1.0	.	0.2	.	0.7	0.2	
19
20	0.6	0.8	0.4	.	.	0.4	1.1	0.4	0.5	1.2	0.3	0.4	0.3	1.2	0.4	0.9	0.5	0.5	0.5	0.8	0.7	
21	.	.	0.2	.	0.1	0.1	0.1	
22	5.9	6.0	5.2	5.5	5.9	3.5	5.9	4.9	5.6	5.9	6.3	5.9	7.0	4.9	6.6	4.3	6.8	7.6	6.1	7.1	5.2	
23	2.7	4.1	1.8	2.3	1.1	3.1	1.0	3.1	1.9	3.0	0.8	1.6	0.3	2.2	0.6	2.2	1.7	0.4	3.6	2.9	3.2	
24	.	0.1	0.3	.	.	.	0.1	0.1	0.1	
25	
26	0.1
27
28	3.2	3.0	1.8	3.4	1.8	1.2	2.8	2.6	2.9	2.8	1.7	1.3	3.0	2.4	2.6	2.5	3.4	2.6	3.4	2.7	2.4	
29	8.1	7.9	10.7	9.0	10.7	11.3	8.0	9.0	9.4	8.8	9.6	11.4	9.8	11.3	8.5	10.6	9.7	9.4	7.1	8.6	8.7	
30	1.1	0.7	1.4	0.7	1.4	1.0	1.7	0.5	0.8	0.5	1.3	1.3	0.9	2.9	1.0	1.0	1.4	1.1	0.4	1.3	1.2	
31	4.1	4.3	2.8	2.9	3.4	3.2	3.5	6.2	4.3	5.0	3.1	3.5	2.5	3.2	3.0*	6.8	2.8	2.6	3.1	5.1	7.9	
I	24.8	23.0	24.3	23.0	22.2	23.9	27.3	18.3	27.1	19.3*	26.8	20.0*	20.1	22.6	21.3*	20.1	24.9	23.8	22.4	27.6	25.2	
NORM	21.4	22.6	25.5	21.7	20.4	24.2	20.6	24.0	25.0	23.4	23.2	22.0	23.2	22.6	22.3	24.0	24.9	23.8	20.8	22.1	22.5	
II	49.9	50.9	40.2	46.5	37.5	34.1	36.8	43.1	40.3	52.4	37.0	40.8	44.2	42.5	48.5	43.5	44.4	42.5	53.8	51.4	38.6	
NORM	15.2	15.4	16.0	14.7	13.1	15.8	13.5	15.4	16.4	15.4	13.8	13.8	15.1	14.6	13.4	15.7	14.8	15.1	15.3	14.8	14.2	
III	25.1	26.1	23.9	23.8	24.4	23.3	23.2	26.3	24.9	26.0	23.0	25.1	23.5	26.9	22.3*	27.5	25.8	23.7	23.7	27.7	28.8	
NORM	24.0	24.0	24.5	23.1	20.5	22.8	21.5	23.9	24.4	24.2	22.7	21.9	24.0	22.8	22.4	23.4	23.6	24.1	23.2	24.4	24.3	
MND	99.8	100.0	88.4	93.3	84.1	81.3	87.3	87.7	92.3	97.7	86.8	85.9	87.8	92.0	92.1	91.1	95.1	90.0	99.9	106.7	92.6	
NORM	60.6	62.0	66.0	59.4	54.0	62.8	55.5	63.3	65.8	62.9	59.6	57.6	62.2	60.0	58.1	63.1	63.2	63.1	59.2	61.4	61.0	

DISTRICT 11				DISTRICT 12								DISTRICT 13								
NR	764	767	770	828	829	832	833	834	837	838	839	841	827	831	843	844	892	896	899	
DAG	KLOOS ZANDE	KA PELLE BRUG	WEST DORPE	OUDE BOSCH	ZUN DERT	BERGEN O/ZOOM	OOS TER HOUT	CHAAM	STEEN BERGEN	GINNE KEN	HOOGER HEIDE	KLUN DERT	TIL BURG	ES BEEK	GILZE RIJEN	CA PELLE	GIERS BER GEN	HEL MOND	GEMERT	
1
2
3	4.4	4.1	3.5	3.5*	2.3	3.0*	3.6	3.5	2.8	3.5	3.3	4.0	2.3	2.5	4.3	0.7	1.9	1.7	2.2	
4
5	4.5	5.9	4.4	4.8	3.9	5.6	4.0	4.5	4.6	5.1	4.4	5.2	2.5	3.0	5.2	2.4	3.0	2.2	1.7	
6	0.3	0.2	.	.	.	0.4	.	0.1	0.1	.	0.1	.	.	0.1	.	0.3	.	.	.	
7	.	0.3	0.1	0.5	
8	1.8	6.0	4.0	1.8	3.4	2.3	2.9	4.0	1.5	5.3	1.0	1.8	4.7	4.3	3.1	1.9	1.2	4.5	2.2	
9	4.8	4.8	5.0	3.6	3.8	2.9	4.0	4.0	3.4	2.3	3.3	3.9	2.5	4.5	4.1	3.6	8.1	2.8	5.1	
10	5.2	3.4	5.1	6.5	5.3	5.5	7.3	5.4	6.4	5.5	5.5	6.8	4.8	5.7	6.1	6.0*	6.3	5.6	5.8	
11	25.4	25.0	32.5	6.7	5.8	19.2	7.0	7.3	14.6	6.5*	16.0	11.6	4.8	4.0	5.9	3.7	4.6	1.0	1.2	
12	.	0.1	0.2	2.3	1.0	.	0.6	0.2	1.8	1.1	.	2.0	0.4	0.4	0.4	0.6	0.6	0.1	.	
13	11.2	12.7	11.0	9.4	14.7	12.3	14.1	10.2	12.6	17.1	12.5	9.5	11.5	6.5	13.0	10.2	16.4	6.5	7.6	
14	0.3	0.3	0.8	1.0	1.7	1.2	1.2	1.1	2.6	0.6	1.1	0.5	1.9	1.7	0.9	1.9	3.4	5.4	2.6	
15
16	8.5	8.1	8.6	7.8	7.6	8.1	6.7	8.1	6.6	7.3	7.9	8.6	7.7	8.3	6.9	7.0	8.7	5.7	3.5	
17	1.4	1.2	0.1	2.4	1.8	2.2	4.4	4.2	2.2	2.6	2.6	4.5	1.5	6.9	4.0	2.7	3.2	4.2	3.1	
18	0.7	0.4	.	.	0.2	1.0	.	0.2	0.2	.	0.2	.	.	0.4	0.2	.	.	0.2	0.2	
19
20	.	0.1	0.2	0.7	0.7	0.6	0.6	0.6	1.0	.	1.0	.	.	0.6	0.7	0.3	.	0.3	0.4	
21
22	4.1	4.2	7.2	4.8	3.7	5.6	3.9	3.4	3.1	4.6	5.0	4.0	3.2	3.3	1.7	2.4	5.8	2.2	1.4	
23	2.4	2.4	2.5	1.2	1.9	2.1	0.9	1.4	1.4	1.1	2.0	2.2	1.2	0.5	0.8	0.7	1.2	0.4	0.9	
24	.	0.1	0.1
25
26
27
28	3.9	4.3	3.0	1.4	2.5	2.6	2.3	2.8	2.3	2.1	2.6	1.5	2.8	3.8	2.6	2.3	3.2	4.0	3.6	
29	7.8	7.1	7.7	12.0	8.0	10.3	12.0	9.3	9.7	10.5	8.9	11.5	9.3	9.1	10.0	9.9	11.7	10.2	12.0	
30	0.5	0.9	0.6	1.9	1.2	0.6	2.2	1.4	1.9	1.6	1.0	2.4	2.2	2.1	1.4	2.1	2.5	1.2	1.5	
31	5.5	5.7	4.4	5.4	3.5	5.3	2.8	3.2	6.1	2.6	5.5	5.4	3.1	3.2	3.4	2.8	3.0	2.9	2.2	
I	21.0	24.7	22.1	20.2*	18.7	19.7*	21.8	21.5	18.8	21.7	17.6	21.7	16.8	20.6	22.8	14.9*	20.5	16.8	17.0	
NORM	24.0	22.7	21.2	25.6	25.3	22.5	26.0	24.4	25.8	24.8	23.1	26.2	26.5	26.8	25.5	23.9	24.1	24.1	22.4	
II	47.5	47.9	53.4	30.3	33.5	44.6	34.6	31.9	41.6	35.2*	41.3	36.7	27.8	28.9	32.0	26.4	36.9	23.4	18.6	
NORM	16.0	15.9	16.0	16.5	17.2	14.5	17.8	16.5	16.0	17.6	15.4	16.8	18.3	18.4	18.1</					

DISTRICT 13																	DISTRICT 14			
NR	901	903	904	905	906	907	908	909	911	912	914	915	918	919	920	926	883	897	913	921
DAG	NU LAND	MEGEN	SOME REN	ST ANTHO NIS	OIR SCHOT	BOX TEL	DEURNE	MILL	DIN THER	LEENDE	OSS	EERSEL	MAAR HEEZE	EIND HOVEN VB	WAAKRE VOLKEL	SEVE NUM	VENLO	IJSSEL STEYN	VENRAY	
1
2
3	1.0	1.4	1.9	0.9	2.2	2.5	1.9	1.6	1.3	2.3	0.6	3.0	3.3	3.0	1.9	2.7	2.6	1.8	2.5	2.1
4	.	.	0.1	.	0.4	.	.	0.1	.	.	.	0.2	.	0.2	0.3	.	.	0.4	.	.
5	1.5	1.4	1.8	1.5	2.0	2.1	1.6	1.5	1.7	2.3	0.9	3.0*	2.1	2.2	1.5	2.4	1.5	1.9	1.5	1.7
6	0.2
7	2.0	2.6	0.6
8	4.2	1.9	3.1	1.9	1.5	1.4	2.4	2.6	2.2	5.6	1.3	3.1	7.6	3.1	2.0	3.5	3.8	4.2	2.5	3.0
9	2.4	3.0	3.8	7.0	3.0	1.3	3.3	2.8	2.1	4.0	2.0	3.5	6.2	4.2	2.9	3.6	5.5	4.7	2.6	8.2
10	5.2	6.1	5.1	6.4	4.5	4.5	5.5	6.5	5.5	5.2	4.0	6.5	4.8	6.0	6.2	5.7	6.3	4.9	3.9	5.2
11	2.6	0.6	0.8	0.7	4.2	4.6	0.5	0.9	2.1	1.0	2.0	3.8	1.3	3.0	1.3	2.2	.	0.1	0.5	0.1
12	0.3	0.2	0.3	.	0.1	.	.	0.5	0.2	0.2	0.3	.	0.3	.	0.2	.	0.1	0.2	0.1	0.3
13	12.2	10.7	7.2	9.1	9.5	7.7	6.5	6.6	9.0	9.2	12.2	5.5	7.2	8.3	5.3	2.6	5.6	3.6	5.4	5.2
14	3.6	2.2	4.6	2.4	2.0	2.7	5.8	3.1	4.2	3.7	3.0	2.9	3.3	3.3	3.0	3.5	4.4	4.6	2.9	3.5
15	0.1	0.1	.	0.1
16	5.2	3.4	3.6	4.1	7.3	9.8	2.3	4.8	4.9	7.6	3.7	6.0	6.7	9.0	5.2	8.1	4.1	5.1	4.0	3.9
17	1.3	0.4	5.2	1.1	5.3	3.0	3.7	0.9	5.2	2.9	0.2	4.3	2.6	2.8	1.0	4.0	4.2	4.5	3.2	3.6
18	.	.	0.2	.	0.1	0.3	.	.	.	0.5	.	0.5	0.6	.	.	.	0.7	0.2	.	.
19	0.1	.	.
20	.	0.3	0.6	.	0.1	.	0.5	0.2	0.5	0.9	0.5	.	0.6	.	0.4	1.4	0.1	0.4	.	.
21	.	0.1	.	.	.	0.1	.	0.1
22	2.0	1.9	2.0	2.0	4.1	2.9	1.4	2.2	2.0	2.5	1.5	3.5	3.3	3.9	1.9	3.5	2.6	2.2	1.9	1.9
23	0.8	0.6	0.4	0.8	0.5	0.5	0.7	0.7	0.8	1.1	0.6	0.6	0.4	0.7	1.4	1.1	0.3	0.6	0.9	1.0
24	.	.	0.1	0.1	0.1	0.1
25	0.2	.	.	.	0.1
26	.	.	0.4	0.8	0.1	.	0.3	2.0	1.0	0.3	.
27	0.2
28	3.6	3.5	5.0	4.1	3.2	3.5	4.6	3.9	3.1	3.7	3.8	3.6	3.5	3.6	4.4	3.7	5.2	4.6	3.5	3.4
29	11.0	11.8	8.6	12.0	8.2	11.6	9.1	11.6	11.3	6.8	11.2	9.4	7.2	8.3	13.0	7.5	8.4	10.8	8.0	9.3
30	5.6	3.9	1.4	2.2	1.8	2.0	1.7	2.2	3.8	1.4	4.0	1.7	1.5	2.0	1.8	1.1	2.2	1.2	2.0	2.0
31	1.8	2.0	3.3	3.5	3.6	1.4	2.9	2.6	2.9	3.3	2.0	4.7	3.2	3.9	2.8	3.5	3.6	2.1	3.9	3.1
I	14.3	13.8	15.8	17.7	15.6	14.4	14.7	15.3	12.8	19.4	8.8	19.3*	24.0	19.3	14.8	17.9	19.7	17.9	13.0	20.2
NORM	26.8	25.2	22.0	24.8	24.5	25.5	22.4	25.0	24.5	22.6	23.9	24.9	19.8	23.2	25.0	.	21.0	21.4	22.5	23.3
II	25.2	17.8	22.5	17.4	28.7	28.1	19.3	17.0	26.1	26.0	21.9	23.0	22.6	26.5	16.4	21.9	19.2	18.8	16.1	16.6
NORM	18.6	19.2	18.0	18.3	16.7	18.5	17.7	19.9	17.1	18.0	17.5	17.0	16.2	16.8	18.3	.	17.3	17.7	17.4	17.1
III	24.8	23.8	21.2	25.5	21.6	22.0	20.7	23.3	23.9	18.8	23.1	23.7	19.3	22.5	25.3	20.5	24.3	22.5	20.5	20.7
NORM	26.9	25.7	25.9	26.1	25.6	26.3	25.6	25.8	26.0	25.4	24.2	26.2	23.5	26.0	27.0	.	24.9	26.7	25.5	25.5
MND	64.3	55.4	59.5	60.6	65.9	64.5	54.7	55.6	62.8	64.2	53.8	66.0	65.9	68.3	56.5	60.3	63.2	59.2	49.6	57.5
NORM	72.2	70.1	65.8	69.2	66.8	70.4	65.7	70.8	67.6	66.0	65.5	68.0	59.5	66.0	70.3	.	63.3	65.8	65.4	65.9
DISTRICT 14								DISTRICT 15												
NR	922	923	961	964	967	970	983	962	963	965	966	968	969	971	973	974	979	980	981	982
DAG	SIEBEN GE WALD	ARCEN	ROER MOND	HEI WEERT	STRAMP BLOEM ROY	KESSEL EIK	UBACHS BERG	VAL KEN BURG	SCHAES BERG	SCHIN NEN	VAALS	NOOR STEIN	BEEK	BUCH TEN	ECHT	EPEN	OOST- MAAR LAND	SCHIN VELD		
1
2
3	1.6	2.1	3.1	2.3	3.0	2.8	2.7	2.1	2.7	4.1	4.7	3.3	3.5	3.3	3.1	3.5	2.9	4.1	3.1	2.1
4	.	0.3	.	0.1	.	.	.	0.4	0.6	0.6	.	0.4	0.8	.	0.4	0.3	.	.	.	0.1
5	1.2	0.7	1.3	1.7	2.0	2.1	2.0	0.5	0.3	0.1	0.9	.	1.0	0.5	0.4	1.3	1.1	0.7	0.5	0.4
6
7
8	1.2	2.0	3.7	5.5	5.5	4.7	4.2	4.8	6.3	6.2	5.9	4.8	5.8	4.3	5.4	4.2	4.3	5.7	5.8	4.7
9	6.4	10.0	3.7	4.9	4.0	4.7	3.8	4.5	4.4	4.8	4.5	5.0	4.4	5.0	4.3	3.9	4.0	6.4	3.1	4.3
10	6.6	6.1	4.6	4.2	5.2	4.3	4.2	3.9	4.7	3.8	4.8	2.9	4.8	4.1	4.9	2.8	3.3	3.0	4.7	4.8
11	0.2	0.1	0.2	0.5	.	0.3	0.1	0.6	0.5	0.4	0.7	0.4	0.4	0.5	0.4	0.2	0.1	0.6	0.6	0.3
12	0.2	0.3	0.2	0.1	.	0.2	0.2	.	0.3	0.2	0.4	.	.	0.2	.	0.1	.	0.1	0.1	0.1
13	7.3	3.6	3.3	6.3	4.0	5.1	1.6	6.5	7.3	6.5	9.1	6.3	6.1	5.7	6.4	5.8	2.8	7.4	6.0	5.9
14	3.6	3.7	4.2	3.9	5.7	3.5	6.0	7.1	8.9	8.3	7.0	10.2	3.6	9.1	4.5	5.9	4.3	11.8	6.9	5.0
15	.	.	.	0.1	0.1	0.2	0.1	.	.	0.3	.	0.1	.	.	0.1	.
16	3.3	4.0	4.5	5.4	3.4	7.3	3.5	6.9	7.9	6.6	7.8	5.1	7.9	8.0	8.3	8.8	6.2	6.1	11.3	6.3
17	0.3	2.3	6.6	4.2	3.0	5.2	2.9	7.2	4.9	7.9	5.1	4.5	4.1	4.2	3.5	4.3	5.3	4.9	5.0	5.8
18	.	0.1	0.5	0.8	0.2	0.6	0.1	.	0.6	0.8	.	0.1	0.2	0.2	0.1	0.4	.	0.5	0.4	.
19	.	.	.	0.1	0.1
20	0.2	0.4	0.6	0.6	.	0.5	0.2	0.6	0.4	0.7	0.5	1.0	0.4	0.5	0.2	0.2	0.1	0.3	0.3	0.5
21	0.1	0.1	.	.
22	1.8	2.2	2.1	2.7	2.3	3.6	1.6	4.3	3.3	4.1	5.1	4.4	3.3	4.0	3.7	3.5	3.6	5.0	2.6	3.8
23	0.5	0.5	0.8	0.5	0.7	0.6	0.7	2.4	4.0	2.0	1.1	2.0	1.1	4.7	1.1	0.8	0.7	3.3	3.8	1.1
24	0.3	0.1	.	0.1
25
26	0.1
27	0.1	0.2	0.1	1.2	.	.	0.7	0.6	1.3	0.3	.	0.2	.	.	.	0.1	.	.	.	0.3
28	3.9	3.3	5.5	3.5	5.0	4.5	4.5	5.4	6.5	6.3	7.7	7.8	7.2	8.2	7.0	6.5	5.8	9.8	4.3	6.4
29	12.7	12.3	8.4	7.2	9.7	7.6	10.7	6.7	7.2	7.1	7.4	6.0	6.4	5.5	7.4	5.7	7.9	6.1	8.6	6.4
30	2.7	1.7	1.9	1.4	1.6	1.3	2.1	0.4	0.5	0.4	1.7	.	0.7	0.3	0.6	3.5	1.4	.	0.2	1.7
31	2.9	1.7	2.5	4.1	2.5	3.6	3.6	1.8	1.9	2.4	2.6	1.2	2.4	1.0	2.4	3.2	2.7	1.5	4.7	2.5
I	17.0	21.2	16.4	18.7	19.7	18.6	16.9	16.2	19.0	19.6	20.8	16.4	20.3	17.2	18.5	16.1	15.6	19.9	17.2	16.4
NORM	22.1	24.5	22.6	24.4	26.3	23.3	20.3	22.1	24.5	22.6	24.4	26.3	23.3	20.3	22.1	21.0	18.4	23.7	19.9	.
II	15.1	14.5	20.1	22.0	16.3	22.7	14.6	28.9	30.9	31.7	30.7	27.6	22.7	28.7	23.4	25.8	18.8	31.7	30.7	23.9
NORM	18.8	21.0	19.5	19.6	24.3	18.5	18.4	18.8	21.0	19.5	19.6	24.3	18.5	18.4	17.2	17.8	16.5	22.1	17.8	.
III	25.0	21.9	21.3	20.6	21.8	21.2	23.9	21.6	24.8	22.7	25.6	21.7	21.1	23.7	22.2	23.4	22.1	25.8	24.2	22.2
NORM	26.7	29.8	27.7																	

MAART 2018

REFERENTIE-GEWASVERDAMPING VOLGENS MAKKINK (MM)

NR	270	277	286	249	269	279	215	240	275	290	344	356	283	319	350	370	375	377	391
DAG	LEEU WARDEN	LAU WERS OOG	NIEUW BEERTA	BERK HOUT	LELY STAD	HOEGE VEEN	VOOR SCHO TEN	SCHIP HOL	DEE LEN	TWEN THE	R'DAM	HER WIJNEN	HUP SEL	WEST DORPE	GILZE RIJEN	EIND HOVEN	VOLKEL	ELL	ARCEN
1	0.8	0.8	0.9	0.8	0.8	0.9	0.7	0.7	0.8	0.8	0.6	0.7	0.9	0.7	0.7	0.7	0.8	0.7	0.9
2	1.0	1.0	0.9	1.0	1.0	1.0	0.8	0.9	0.9	0.9	0.5	0.6	1.0	0.2	0.3	0.4	0.6	0.3	0.7
3	1.0	1.0	1.0	0.6	0.5	1.0	0.6	0.6	0.5	0.7	0.6	0.6	0.4	1.2	0.7	0.7	0.8	0.9	0.7
4	0.9	0.8	0.9	1.1	1.2	0.9	1.2	1.1	1.2	1.0	1.0	1.0	1.1	0.9	1.1	1.1	1.1	1.1	1.2
5	0.9	0.8	1.0	1.5	1.6	1.4	1.5	1.5	1.4	1.3	1.5	1.5	1.4	1.4	1.4	1.5	1.5	1.2	1.4
6	1.1	0.9	1.3	1.0	1.0	1.2	0.9	0.8	1.0	1.2	0.9	0.9	1.3	0.9	0.6	0.8	1.0	1.2	1.0
7	0.5	0.8	1.1	0.9	0.5	0.9	0.7	1.1	1.0	1.1	0.8	0.8	0.8	0.5	0.7	0.6	0.7	0.6	0.7
8	0.6	0.6	0.6	0.7	0.6	0.6	0.8	0.7	0.5	0.8	0.7	0.7	0.7	0.7	0.6	0.5	0.6	0.5	0.6
9	1.4	0.9	0.8	1.4	1.3	1.1	1.2	1.2	1.2	1.1	1.1	1.2	1.4	1.0	1.1	1.1	1.2	1.0	1.2
10	0.7	0.7	0.7	1.0	1.1	1.1	0.9	0.9	1.0	1.1	1.0	1.0	1.2	0.8	0.9	0.9	1.0	1.0	1.0
11	0.6	0.5	0.6	0.7	0.6	0.5	0.9	0.8	0.7	0.6	1.0	1.0	0.7	1.3	1.0	1.1	0.8	0.9	0.7
12	1.3	1.1	0.8	1.2	1.4	1.3	1.0	1.0	1.2	1.2	1.0	1.1	1.3	1.1	1.1	1.2	1.1	1.1	1.0
13	0.5	0.5	0.5	0.5	0.5	0.3	0.6	0.4	0.4	0.3	0.4	0.3	0.3	0.5	0.3	0.2	0.3	0.3	0.2
14	1.6	1.3	1.2	1.5	1.6	1.1	1.6	1.4	1.6	1.1	1.7	1.6	1.8	1.7	1.7	1.9	1.8	1.8	1.6
15	1.7	1.7	1.7	1.3	1.3	1.7	0.9	1.1	1.2	1.6	0.8	0.9	1.5	0.4	0.7	0.8	1.1	0.8	1.1
16	0.4	0.4	0.3	0.4	0.4	0.4	0.2	0.3	0.4	0.3	0.2	0.3	0.4	1.1	0.3	0.3	0.3	0.4	0.3
17	1.4	1.3	1.5	1.1	1.0	1.3	0.8	1.0	0.6	0.8	0.5	0.4	0.6	0.3	0.5	0.5	0.4	0.4	0.4
18	1.5	1.6	1.5	1.5	1.4	1.5	1.5	1.5	1.0	1.3	1.3	1.0	1.0	1.0	0.9	0.8	0.6	0.7	0.6
19	1.7	1.7	1.7	1.8	1.8	1.7	1.8	1.7	1.7	1.7	1.7	1.7	1.7	1.4	1.7	1.7	1.7	1.6	1.7
20	1.9	1.9	1.9	2.0	2.0	2.0	2.1	2.0	2.0	1.9	2.0	2.0	2.0	2.0	2.0	2.0	2.0	2.0	2.0
21	1.4	1.6	1.0	1.3	1.5	1.1	1.4	1.5	1.0	0.9	1.5	1.6	1.0	1.4	1.2	1.0	1.1	1.1	0.9
22	0.8	0.9	0.5	1.5	1.0	0.9	0.8	1.3	0.7	0.6	0.9	0.9	0.7	0.3	0.6	0.4	0.5	0.4	0.4
23	0.7	0.6	0.4	0.7	0.8	0.6	0.7	0.6	0.6	0.5	0.8	0.7	0.5	0.7	0.8	0.7	0.6	0.6	0.6
24	0.6	0.6	1.1	0.9	1.3	1.2	1.0	1.0	1.5	1.5	1.3	1.6	1.5	1.9	1.6	1.8	1.8	2.0	1.9
25	0.8	0.5	0.4	1.3	1.1	0.8	1.6	1.3	1.5	1.1	1.5	1.8	1.3	1.3	1.9	1.9	1.7	2.0	1.9
26	1.7	1.8	0.9	1.4	1.1	1.3	1.8	1.8	1.3	1.1	1.7	1.8	1.2	1.8	1.8	1.6	1.5	1.5	1.7
27	1.2	1.3	1.4	0.8	1.0	1.3	0.7	0.9	0.9	1.1	0.6	0.9	1.1	0.6	0.8	0.8	0.9	0.9	0.9
28	0.5	0.3	0.3	0.4	0.5	0.4	0.3	0.4	0.4	0.6	0.4	0.4	0.5	0.4	0.4	0.4	0.5	0.4	0.4
29	1.9	1.5	1.3	2.0	1.4	1.4	2.0	2.1	1.3	1.1	1.9	1.9	1.5	1.9	1.7	1.9	1.4	1.9	1.6
30	1.5	1.3	1.5	1.8	1.8	1.9	1.6	1.7	2.1	1.8	1.3	1.9	2.1	1.2	1.8	2.1	2.2	1.7	1.9
31	1.4	1.1	1.5	1.4	1.5	1.4	1.0	1.3	1.8	1.7	1.1	1.5	2.0	1.5	1.5	1.7	1.7	1.7	1.9
I	8.9	8.3	9.2	10.0	9.6	10.1	9.3	9.5	9.5	10.0	8.7	9.0	10.2	8.3	8.1	8.3	9.2	8.5	9.4
II	12.6	12.0	11.7	12.0	12.0	11.8	11.4	11.2	10.8	10.8	10.6	10.3	11.3	10.8	10.2	10.5	10.1	10.0	9.6
III	12.5	11.5	10.3	13.5	13.0	12.3	12.9	13.9	13.1	12.0	13.0	15.0	13.4	13.0	14.1	14.3	13.9	14.2	14.1
MND	34.0	31.8	31.2	35.5	34.6	34.2	33.6	34.6	33.4	32.8	32.3	34.3	34.9	32.1	32.4	33.1	33.2	32.7	33.1

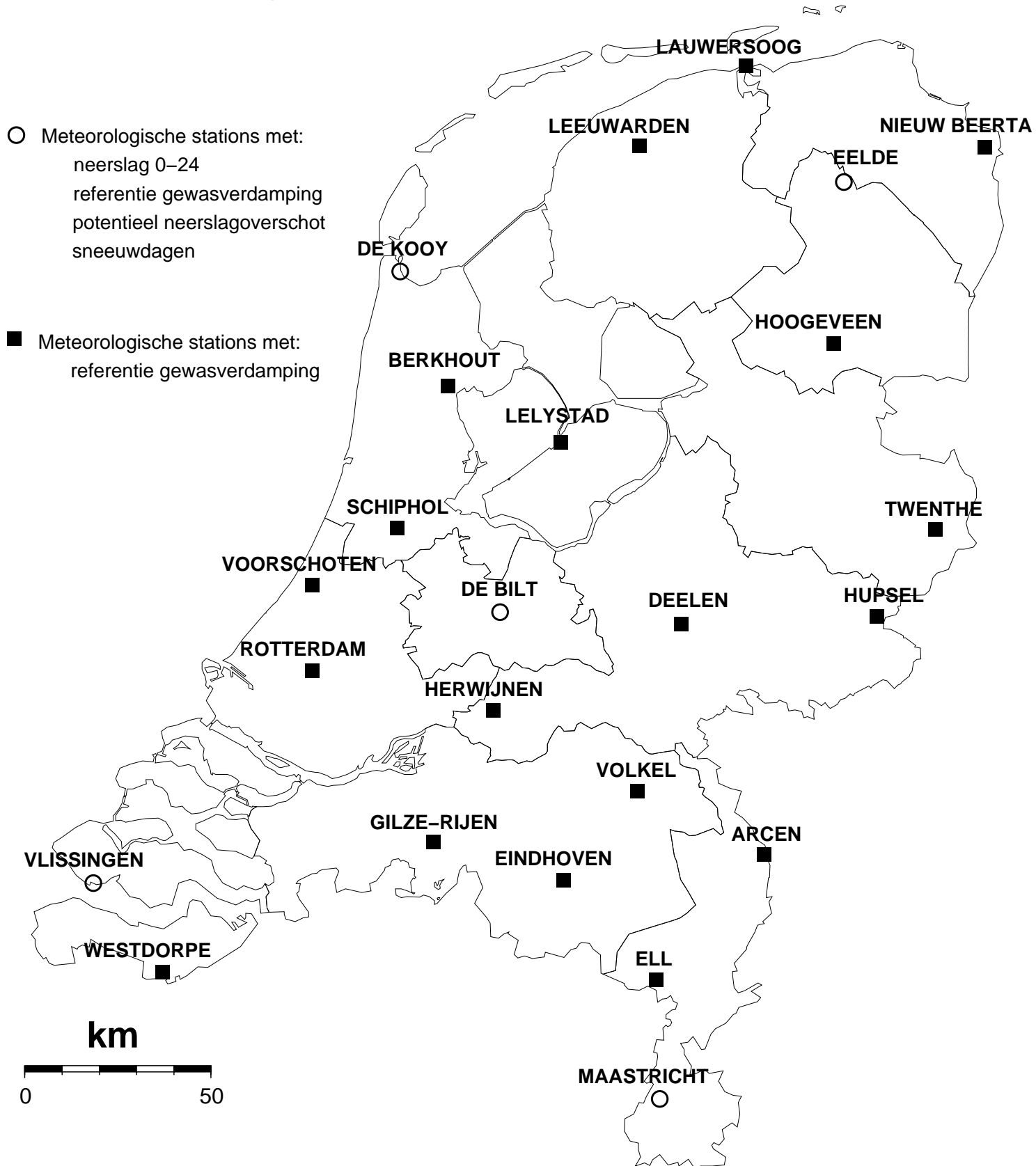
REFERENTIE
GEWASVERDAMPING (MM)NEERSLAG
0-24 UUR (MM)SNEEUWDAGEN (s)
0- 24 UURNEERSLAGGEMIDDELLEN
PER DISTRICT (MM)

NR	235	280	260	310	380	235	280	260	310	380	235	280	260	310	380	D1	D2	D3	D4	
DAG	DE KOOY	EELDE	DE BILT	VLIS SIN GEN	MAAS TRICHT	DE KOOY	EELDE	DE BILT	VLIS SIN GEN	MAAS TRICHT	DE KOOY	EELDE	DE BILT	VLIS SIN GEN	MAAS TRICHT	I	II	III	MAAND NORM	
1	0.7	0.8	0.7	0.5	0.9	48.9
2	1.0	1.0	0.8	0.2	0.3	.	.	0.0	2.3	2.3	59.1	
3	0.6	1.0	0.5	1.1	1.2	.	.	0.0	0.0	0.5	66.9	
4	1.0	0.9	1.1	0.9	1.2	4.4	2.8	1.9	5.3	0.2	67.0	
5	1.4	1.0	1.5	1.3	1.2	0.0	0.1	64.8	
6	1.1	1.1	0.9	0.9	1.2	65.6	
7	1.0	1.0	0.9	0.4	0.4	0.8	0.0	3.5	1.9	5.3	67.0	
8	0.8	0.6	0.5	1.0	0.7	3.2	8.0	4.7	3.6	3.2	64.8	
9	1.6	0.9	1.3	1.0	0.8	0.5	.	2.9	5.0	4.5	25.3	
10	0.9	0.8	1.0	0.7	1.0	5.0	4.9	4.3	1.9	0.4	25.3	
11	0.5	0.5	0.8	1.2	1.0	2.0	0.1	1.2	24.8	51.5	
12	1.0	1.1	1.1	1.0	1.5	2.4	0.5	1.2	7.1	2.5	53.9	
13	0.6	0.4	0.3	0.6	0.2	3.3	4.0	7.1	5.0	7.1	64.8	
14	1.6	1.3	1.8	1.7	1.9	.	.	0.0	68.9	
15	1.4	1.7	1.0	0.4	0.6	.	.	1.0	7.1	6.9	68.9	
16	0.3	0.3	0.2	1.4	0.5	3.1	.	0.4	0.0	4.8	s	.	s	68.9	
17	1.1	1.5	0.6	0.5	0.3	.	.	0.0	0.8	0.1	.	.	s	s	68.9	
18	1.5	1.5	1.1	0.9	0.6	68.9	
19	1.8	1.7	1.7	1.6	1.2	0.0	0.2	0.0	.	.	.	s	68.9	
20	2.0	2.0	2.0	2.0	1.7	0.7	0.3	0.0	0.3	0.3	.	.	s	68.9	
21	1.7	1.1	1.4	1.8	1.3	0.0	0.2	0.0	0.0	68.9	
22	1.5	0.6	0.8	0.3	0.2	2.1	4.1	3.3	6.1	3.8	68.9	
23	0.7	0.6	0.8	0.9	0.6	.	0.1	0.0	0.0	0.1	68.9	
24	0.5	0.8	1.5	2.0	2.0	68.9	
25	1.4	0.4	1.7	1.1	2.3	68.9	
26	1.4	1.4	1.2	2.0	1.6	0.0	0.5	1.5	0.0	0.2	68.9	
27	0.9	1.5	0.9	0.6	0.8	1.8	0.7	1.7	2.8	4.3	68.9	
28	0.5	0.3	0.4	0.4	0.5	8.4	13.8	12.4	8.2	8.7	68.9	
29	2.0	1.5	1.6	2.0	1.6	0.1	0.6	0.2	1.0	0.3	68.9	
30	1.6	1.3	1.9	1.1	1.7	1.4	5.5	2.4	3.0	1.8	68.9	
31	1.3	1.3	1.4	1.3	1.7	0.3	0.5	10.0	0.4	3.3	68.9	
I	10.1	9.1	9.2	8.0	8.9	13.9	15.8	17.3	20.0	16.4	.	.	s	s	s	.	.	.	106.7	
NORM	8.6	7.6	8.1	9.5	8.8	20.3	24.0	25.7	18.6	19.8	106.7	
II	11.8	12.0	10.6	11.3	9.5	11.5	5.1	10.9	45.1	21.7	s	s	s	s	s	.	.	.	38.4	
NORM	11.0	9.5	10.4	12.1	11.0	15.2	18.9	19.5	12.4	16.6	38.4	
III	13.5	10.8	13.6	13.5	14.3	14.1	26.0	31.5	21.5	22.5	32.5	
NORM	15.7	14.0	14.2	15.6	14.7	17.3	21.5	21.5	20.1	25.3	32.5	
MND	35.4	31.9	33.4	32.8	32.7	39.5	46.9	59.7	86.6	60.6	s	s	s	s	s	.	.	.	32.5	
NORM	35.3	31.1	32.7	37.3	34.4	52.8	64.3	66.8	51.1	61.8	32.5	

HOOGSTE MAANDSOM
762 SchoondijkeLAAGSTE MAANDSOM
91 TernaardHOOGSTE DAGSOM
11/03 TE
770 Westdorpe

NORMALEN: TIJDVAK 1981-2010

Kaart met meteorologische stations



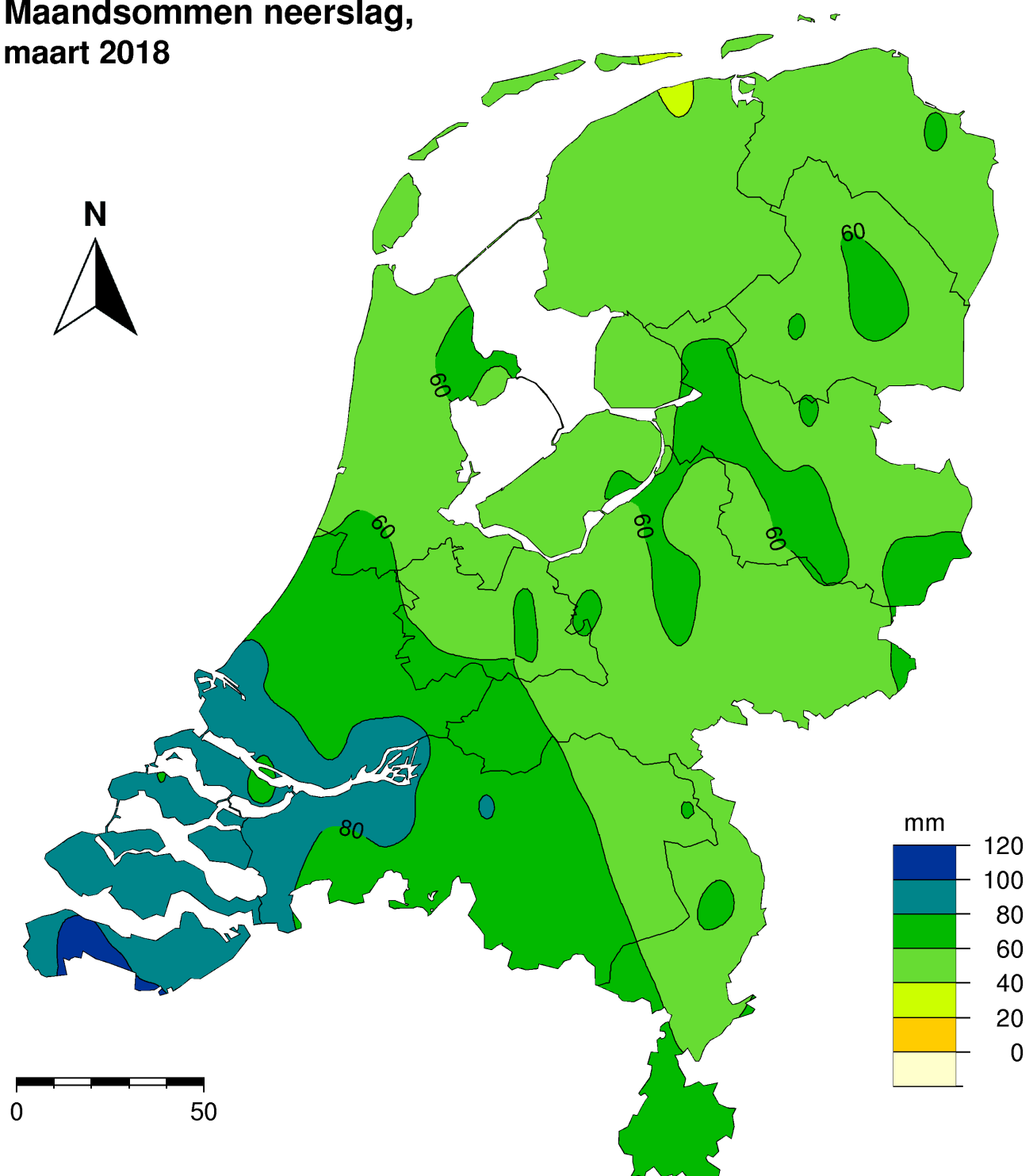


Koninklijk Nederlands
Meteorologisch Instituut
Ministerie van Infrastructuur en Milieu

- Neerslagstations
handmatig 08.00 - 08.00 UT



Maandsommen neerslag, maart 2018



(c) 2018 KNMI



Dit rapport is een uitgave van:

Koninklijk Nederlands Meteorologisch Instituut
Postbus 201 | 3730 AE De Bilt
www.knmi.nl | klimaatdesk@knmi.nl