



Koninklijk Nederlands
Meteorologisch Instituut
Ministerie van Infrastructuur en Milieu

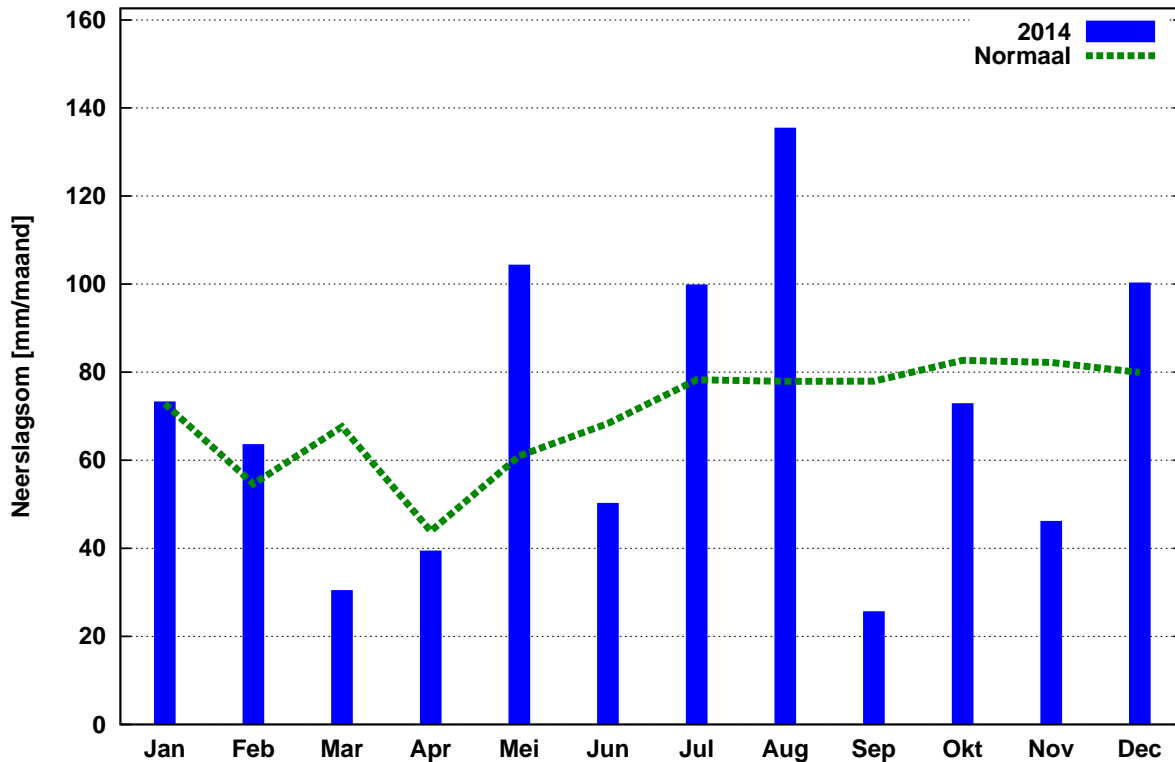
Jaaroverzicht neerslag en verdamping in Nederland

2014



Landelijk gemiddelde maandelijkse neerslagsom in 2014 (gebaseerd op 324 stations)

Jaarsom: 842.6 mm Normaal: 847.3 mm



In het Jaaroverzicht neerslag en verdamping in Nederland (JONV) zijn maandelijkse en jaarlijkse gegevens van neerslag, verdamping, potentieel neerslagoverschot en sneeuwdagen opgenomen. De metingen worden verricht op ca. 325 KNMI-neerslagstations en 25 KNMI meteorologische stations, alwaar uit metingen van temperatuur en straling de referentie-gewasverdamping wordt berekend. Het JONV is ruim 75 jaar uitgegeven als KNMI-periodiek en wordt sinds 2009 verspreid via internet (<http://www.knmi.nl/nederland-nu/klimatologie/gegevens/monv>).

KNMI
Postbus 201
3730 AE De Bilt
e-mail: Klimaatdesk@knmi.nl

2014
NEERSLAG 8-8 UUR (MM)

NR	DISTRICT 1													DISTRICT 2			
	10	11	12	15	16	17	18	19	21	22	24	25	26	61	64	65	66
MND	HOL LUM	W.TER SCHEL LING	SCHIER MONNIK OOG	OOST VLIET LAND	PETTEN	DEN BURG	NES AME LAND	DE COCKS DORP	CAL LANTS OOG	DE KOOG	VLIET LAND	DE KOOY	FOR MERUM	SKRINS	SNEEK	MAK KUM	HAR LINGEN
JAN	87.2	83.3	62.0	86.1	95.4	94.1	78.4	90.7	98.3	83.7	79.1	87.8	96.6	71.0	74.0	68.2	91.0
FEB	60.0	62.9	57.9	70.8	71.3	69.6	56.1	81.2	80.1	77.2	63.3	80.2	67.3	75.1	60.2	58.1	61.3
MRT	14.6	17.8	23.6	22.6	29.7	31.6	21.1	30.3	28.8	24.1	21.7	24.0	18.0	37.6	34.0	29.7	21.6
APR	40.9	44.8	31.9	49.7	45.8	55.4	38.8	49.8	44.6	55.5	43.5	49.0	48.8	82.3	52.1	58.3	61.8
MEI	92.9	91.2	93.1	89.7	80.2	87.7	77.0	82.7	86.2	83.7	86.4	70.6	91.1	122.3	122.1	87.2	103.4
JUN	64.4	59.3	40.1	83.8	74.5	79.1	62.1	58.5	64.5	78.0	65.6	50.1	51.2	60.4	72.7	50.4	117.0
JUL	23.8	25.3	30.3	35.8	54.3	33.5	19.7	23.1	50.2	24.0	38.8	61.3	14.2	35.5	36.7	32.0	25.4
AUG	179.5	121.3	116.6	106.9	130.2	116.8	151.6	160.6	110.9	94.5	104.4	140.0	102.1	145.7	124.6	120.5	137.0
SEP	69.6	29.0	42.6	32.0	16.9	11.9	39.6	19.6	21.0	13.9	31.2	17.8	21.0	33.7	25.3	25.1	32.5
OKT	85.6	116.3	52.9	123.5	58.4	122.1	69.9	115.7	85.4	111.6	130.2	98.8	117.4	65.7	54.0	69.2	71.8
NOV	49.7	73.7	39.0	81.6	67.3	84.3	49.7	80.3	81.0	71.9	101.1	64.9	81.0	44.3	43.0	43.1	55.9
DEC	88.3	94.5	93.7	99.5	72.7	100.4	96.1	106.6	87.1	107.1	95.9	84.6	94.2	86.4	74.7	74.0	99.0
JAAR	856.5	819.4	683.7	882.0	796.7	886.5	760.1	899.1	838.1	825.2	861.2	829.1	802.9	860.0	773.4	715.8	877.7
NORM	846.0	842.0	818.9	839.9	805.7	823.6	879.7	847.6	847.7	830.8	809.7	813.7	847.3		840.3	796.5	794.5

DISTRICT 2

NR	DISTRICT 2																		
	67	68	69	70	73	75	76	77	78	79	80	81	82	84	85	86	87	89	
MND	DOK KUM	ST ANNA PAR.	APPEL SCHA	OUDE MIRDUM	DRACH TEN	OLDE HOLT FADE	KORN WERDER ZAND	KOLLUM	HER BAYUM	HEEG	STA VOREN	JOURE	GORRE DIJK	EZUMA ZIJL	LEEUE WARDEN	NIJ BEETS	BER GUMER DAM	AK KRUM	
JAN	63.8	87.3	91.3	98.3	98.4	85.0	76.3	66.0	87.3	80.3	77.0	94.1	98.6	53.0	70.4	95.1	62.8	80.7	
FEB	59.8	68.0	64.7	62.4	58.2	56.5	61.6	57.0	62.8	66.1	65.2	61.1	66.7	50.4	55.7	48.1	56.1	53.6	
MRT	31.5	27.5	48.4	32.5	34.0	35.8	25.8	29.4	21.0	34.1	26.5	32.8	31.5	22.2	25.9	33.4	31.1	35.5	
APR	38.0	73.2	60.7	46.3	54.2	54.8	56.7	45.5	63.8	52.9	50.9	34.1	61.1	36.3	54.1	50.2	44.3	50.1	
MEI	109.2	120.9	173.9	104.0	120.8	152.8	94.7	131.0	123.3	138.0	90.1	135.3	132.9	102.1	124.7	115.5	147.7	117.6	
JUN	67.8	84.9	31.3	66.5	57.5	44.8	75.3	53.4	84.2	80.5	78.6	82.1	49.7	60.9	58.8	81.9	55.6	51.4	
JUL	41.1	18.5	67.2	48.1	43.2	108.7	28.0	45.8	24.3	32.2	36.3	42.2	53.2	44.2	21.7	44.9	54.2	41.3	
AUG	115.9	115.4	101.4	159.4	114.0	127.6	131.0	117.4	112.4	137.5	154.9	177.2	127.3	132.0	116.1	140.6	104.3	110.0	
SEP	31.3	30.7	30.5	21.5	40.2	23.7	23.5	48.2	22.6	46.4	11.6	23.2	40.5	49.9	28.9	42.0	34.0	20.1	
OKT	66.6	74.3	60.8	74.4	64.4	61.1	75.7	68.8	72.2	62.4	70.2	74.2	56.2	57.4	54.0	63.4	70.3	60.9	
NOV	37.5	50.7	45.7	49.0	46.2	46.7	51.7	41.5	50.9	42.3	41.9	53.5	45.6	35.8	47.0	44.5	40.6	39.2	
DEC	103.8	91.0	122.4	80.6	97.0	90.1	92.6	106.7	83.7	79.3	65.4	75.0	86.2	117.3	84.8	87.4	92.1	91.3	
JAAR	766.3	842.4	898.3	843.0	828.1	887.6	792.9	810.7	808.5	852.0	768.6	884.8	849.5	761.5	742.1	847.0	793.1	751.7	
NORM	880.0	883.8	910.4	839.4	900.5	880.7	781.5	896.9	832.0	859.5	777.2	845.3	886.3	888.0	869.7	852.2	859.9		

DISTRICT 2

NR	DISTRICT 2											DISTRICT 3						
	90	91	166	171	326	338	353	134	135	136	139	140	141	142	143	144	145	
MND	EERNE WOUDE	TER NAARD	MARUM	AN JUM	FREDE RIKS OORD	GIET HOORN	BLOK ZIJL	MIDDEL STUM	WOL TER SUM	EZIN GE	GRO NINGEN	ASSEN	DELFT ZIJL	WARF FUM	FINS TER WOLDE	TER APEL	ZOUT KAMP	
JAN	78.7	55.9	66.1	56.3	82.0	68.4	73.8	69.2	81.1	70.3	85.6	72.0	99.1	83.9	82.0	65.9	55.7	
FEB	61.1	53.1	47.1	53.7	52.1	50.2	53.8	41.8	45.6	47.9	51.0	53.0	46.8	56.2	52.5	50.4	56.2	
MRT	31.9	31.3	33.0	26.5	36.0	34.3	33.9	28.7	32.5	31.2	41.3	50.1	43.5	34.3	42.7	31.0	31.3	
APR	44.4	33.9	57.0	38.2	45.1	75.0	66.7	38.1	40.6	45.2	37.4	73.2	65.3	48.1	55.7	31.3	33.6	
MEI	123.2	90.0	110.9	99.5	161.9	167.2	165.2	88.7	101.3	90.5	107.2	130.5	87.2	115.5	101.6	141.9	113.0	
JUN	58.6	62.5	40.8	49.0	42.4	49.1	43.0	46.0	71.7	54.5	43.3	36.7	64.1	53.7	93.1	55.4	44.1	
JUL	41.1	40.9	56.0	45.8	88.8	92.5	82.3	49.9	48.2	47.6	49.5	63.5	65.8	66.6	92.2	108.1	32.5	
AUG	104.9	147.0	98.7	136.0	97.2	128.1	116.9	118.9	123.0	111.3	93.6	137.6	108.3	170.8	84.3	112.9	120.5	
SEP	29.1	45.5	22.2	37.5	27.2	12.7	23.4	33.3	24.5	24.6	29.2	26.7	18.5	31.8	34.1	18.9	39.5	
OKT	65.5	56.4	58.7	66.0	59.0	64.9	58.5	48.4	47.1	46.9	54.1	55.8	54.6	66.0	56.1	64.4	59.0	
NOV	39.4	40.7	35.3	36.5	48.4	35.4	42.8	38.4	40.8	34.7	38.8	49.1	40.6	43.5	50.0	45.9	36.6	
DEC	84.4	90.6	91.1	92.1	100.7	89.7	84.0	97.2	120.2	95.9	101.4	106.6	109.9	115.1	116.4	117.2	122.4	
JAAR	762.3	747.8	716.9	737.1	840.8	867.5	844.3	698.6	776.6	700.6	732.4	854.8	803.7	885.5	860.7	843.3	744.4	
NORM	837.9	839.8	892.6		846.0	848.9	856.2	828.6			880.5	869.0	813.1	878.5	796.7	802.1	848.9	

DISTRICT 3

NR	147	148	150	151	152	154	155	156	158	159	160	161	162	163	164	172	323	337
MND	VEEN DAM	SAPPE MEER	UIT HUI ZEN	ROODE SCHOOL	GIETER VEEN	EENRUM	EEXT	VLAGT WEDDE	ONNEN	NIEUW BUINEN	VEEN HUI ZEN	EELDE	NIE KERK	RODEN	ZEE RIJF	NIEUW OLDA	LAAG HA LEN	SCHOON LOO
JAN	70.2	74.2	62.1	89.9	63.9	72.4	82.0	62.9	70.3	60.2	77.5	76.9	74.8	84.6	65.4	77.4	69.4	78.1
FEB	44.2	47.5	46.0	60.9	48.3	59.8	57.8	47.4	46.4	53.7	52.3	51.0	48.6	53.9	39.3	48.2	52.2	72.4
MRT	47.9	42.3	31.1	35.8	33.8	35.5	45.0	34.7	43.1	37.4	48.3	40.7	34.4	40.0	28.9	36.3	43.2	38.8
APR	47.8	42.8	65.5	68.0	61.6	46.8	46.7	68.0	45.2	41.0	60.0	65.3	43.2	41.1	53.3	56.3	41.0	79.0
MEI	109.4	100.1	115.5	113.6	98.2	98.8	124.0	126.8	97.3	130.3	112.4	102.5	101.4	97.8	94.4	82.0	158.1	138.7
JUN	55.4	57.6	58.8	49.1	39.9	61.0	39.0	48.7	39.9	59.0	50.5	38.6	57.1	54.5	56.9	103.4	51.4	49.1
JUL	92.4	57.3	58.7	77.9	76.7	60.1	107.7	118.1	58.3	76.4	68.1	55.9	54.2	66.5	72.6	75.0	59.0	98.6
AUG	115.2	99.8	131.5	144.5	114.7	172.7	125.5	112.3	87.9	97.3	101.2	91.1	103.3	105.3	116.6	110.4	96.2	104.1
SEP	19.2	38.2	23.1	24.7	24.6	35.5	32.9	37.5	18.1	37.5	31.1	23.4	37.0	22.6	17.7	30.9	20.6	22.8
OKT	61.1	63.9	64.7	79.2	54.2	66.2	59.5	48.0	56.9	48.0	61.8	59.0	51.7	61.3	49.5	39.3	50.1	52.8
NOV	41.6	42.1	43.6	49.7	40.6	43.1	44.3	44.4	40.5	42.8	41.7	40.9	39.9	37.4	39.8	38.5	37.6	44.1
DEC	83.4	112.2	113.5	132.5	90.7	120.0	119.4	79.5	104.1	105.1	109.8	95.0	88.7	101.4	95.0	105.0	107.1	122.1
JAAR	787.8	778.0	814.1	925.8	747.2	871.9	883.8	828.3	708.0	788.7	814.7	740.3	734.3	766.4	729.4	802.7	785.9	900.6
NORM	799.6	862.0	896.6	828.4	819.1	878.6	884.6	778.6	823.9	824.9	879.1	838.0	876.4	925.2	852.8			892.4

DISTRICT 4

NR	217	221	222	223	224	226	227	228	230	233	234	235	236	238	239	240	242	249
MND	HEILOO	ENK HUI ZEN	HOORN	SCHEL LING WOUDE	EDAM	WIJK A/ZEE	ANNA PAU LOWNA	SCHA GEN	ZAAN DIJK	ZAAN DAM H'BRG	BER GEN	CAS TRICUM	MEDEM BLIK	DE HAUKES	DEN OEVER	KREI LER OORD	PURMER END	HOOG KARS PEL
JAN	103.5	78.6	70.5	105.2	84.3	87.9	98.3	95.4	89.9	97.5	105.2	85.6	91.5	81.3	86.5	98.1	82.0	
FEB	82.0	51.0	52.5	77.0	62.7	64.4	87.0	93.1	64.7	85.1	77.3	63.0	77.2	76.3	81.0	77.4	61.8	
MRT	34.4	30.8	24.0	35.7	32.2	30.0	27.1	28.1	30.2	28.2	29.3	25.7	23.4	24.4	28.6	34.8	30.5	
APR	42.9	58.1	44.7	44.9	48.2	34.2	49.0	45.5	40.7	37.6	34.8	62.6	53.1	46.7	56.2	44.2	57.4	
MEI	110.2	94.3	98.4	87.0	98.4	67.5	90.3	84.9	86.0	99.0	88.6	92.3	85.0	81.3	94.0	117.5	98.1	
JUN	25.0	72.9	21.8	20.1	28.8	38.0	50.4	37.0	21.4	47.5	35.3	86.2	52.2	94.1	79.5	36.5	60.8	
JUL	62.4	40.7	53.2	117.4	90.4	111.6	52.9	46.2	144.0	53.9	105.3	44.8	50.3	31.3	39.6	89.9	72.8	
AUG	198.3	135.4	155.3	167.6	163.3	160.7	157.0	148.9	161.7	177.3	200.2	153.8	155.6	152.2	148.0	190.4	157.7	
SEP	8.9	17.2	8.7	23.3	21.6	6.5	28.0	16.8	11.1	15.2	8.3	20.9	23.8	27.2	22.4	16.0	15.5	
OKT	103.7	62.7	71.8	79.6	76.6	83.9	87.5	73.7	75.6	101.9	109.4	74.6	89.7	84.4	86.5	83.6	69.6	
NOV	73.1	42.2	38.9	50.7	43.1	59.1	63.5	50.8	44.4	71.8	71.6	39.9	55.3	54.0	43.8	39.5	46.2	
DEC	95.6	95.9	81.8	98.2	94.2	87.2	79.6	70.1	105.8	98.5	98.4	89.4	89.4	79.1	85.1	84.2	95.9	102.0
JAAR	940.0	779.8	721.6	906.7	843.8	831.0	870.6	790.5	875.5	913.5	963.7	838.8	836.2	838.3	850.3	923.8	854.4	
NORM	874.4	842.3	843.6	953.2	892.6	850.4	853.2	858.0	889.2	932.0	878.1	903.3	857.8	833.3	794.2	794.5	935.9	836.8

DISTRICT 4

NR	251	252	255	257	263	256	317	344	348	352	356	359	364	365	366	369	371
MND	WEST BEEM STER	KOL HORN	OB DAM	HOOG WOOD	ASSEN DELFT	MARK EN	MARK NESSE	TOLLE BEEK	EMMEL OORD	NA GELE	KUINRE	LEMMER BUMA	DRON TEN	SWIF TER BANT	BID DING HUIZEN	LELY STAD	ZEE WOLDE
JAN	110.8	91.4	86.4	91.8	111.9	84.6	72.3	59.3	80.6	74.5	82.5	80.0	72.5	71.7	74.4	74.8	85.9
FEB	77.7	71.9	63.5	78.4	83.5	68.1	51.2	48.3	55.9	48.5	58.1	45.9	41.3	59.4	68.0	54.1	70.4
MRT	37.3	24.1	29.8	35.5	38.4	34.1	29.0	27.1	26.6	34.4	35.0	29.9	31.7	37.1	37.4	36.2	43.2
APR	38.8	43.8	46.2	45.1	38.0	56.3	51.1	59.6	58.3	69.3	71.9	58.0	66.2	52.3	50.8	54.9	55.1
MEI	133.3	100.0	102.3	110.6	81.8	88.1	156.6	95.4	137.2	120.0	126.5	129.6	103.1	99.8	98.1	93.5	86.5
JUN	19.8	38.7	38.8	35.0	23.3	36.5	48.7	54.0	40.4	60.2	42.5	33.0	45.8	49.6	55.9	51.6	34.9
JUL	83.9	64.7	64.5	55.5	156.6	164.2	102.5	94.2	79.4	113.6	81.6	43.9	92.4	81.1	92.5	88.0	107.7
AUG	203.7	154.9	200.3	173.8	229.7	147.0	121.5	126.2	135.7	135.9	130.7	162.2	109.5	135.4	99.5	106.3	118.0
SEP	18.7	19.0	16.4	14.3	14.6	22.0	25.8	34.6	36.0	25.3	24.3	14.5	15.2	16.0	53.6	26.1	26.8
OKT	88.9	94.3	95.7	84.2	73.7	57.5	64.1	61.7	54.7	66.5	55.6	61.8	77.8	71.1	73.3	61.2	60.4
NOV	50.1	59.6	64.5	51.3	45.6	45.0	42.6	36.3	40.1	44.1	40.4	33.6	35.8	57.2	45.2	49.5	59.8
DEC	89.9	93.1	110.5	102.5	92.7	93.1	91.0	73.1	80.9	102.3	103.2	93.9	94.8	95.2	99.5	90.3	97.9
JAAR	952.9	855.5	918.9	878.0	989.8	896.5	856.4	769.8	825.8	894.6	852.3	786.3	786.1	825.9	848.2	786.5	846.6
NORM	878.2	846.4	891.0	893.3	893.3	840.8		800.5	859.1	854.6	893.9	816.5	874.7	833.6	850.2	848.8	896.3

DISTRICT 5

2014
NEERSLAG 8-8 UUR (MM)

NR	DISTRICT 5			DISTRICT 6														
	ZEE WOLDE SW	HARDER WIJK		STEEN WIJKS MOER	DWIN GE LOO	ZWOLLE	DENE KAMP	HOOGE VEEN	EMMEN	IJSSEL MUIDEN	RHEE ZER VEEN	HEINO	ZWEE LOO	VILS TEREN	SCHOO NEBEEK	VROOMS HOOP	KLA ZIENA VEEN	DE DEMS VAART
JAN	75.7	58.6		72.7	82.0	71.2	46.1	75.7	70.7	66.6	75.5	53.7	62.9	66.5	65.2	61.4	58.1	71.6
FEB	66.6	59.2		40.9	62.8	61.2	39.7	54.7	44.0	43.9	36.3	45.5	48.0	50.2	48.8	49.6	42.0	56.2
MRT	38.7	34.9		35.9	45.0	31.7	26.9	41.2	39.6	28.4	45.0	29.2	41.2	27.4	38.7	30.1	41.7	43.4
APR	45.8	50.6		84.8	57.0	41.1	42.3	97.1	42.1	54.1	61.0	48.9	48.9	52.5	66.8	38.8	42.3	64.1
MEI	83.1	84.4		184.0	212.5	138.4	153.4	182.4	159.3	109.9	209.7	108.5	198.6	160.4	213.1	157.3	192.7	205.7
JUN	37.7	43.3		48.5	41.2	45.8	40.7	44.6	59.7	35.0	77.7	49.3	59.6	42.2	57.1	59.3	72.5	43.4
JUL	102.8	90.5		88.3	77.4	93.8	115.3	65.1	88.6	73.7	82.9	83.0	98.8	117.2	77.7	83.5	79.7	111.9
AUG	121.4	95.2		93.7	109.8	118.0	118.8	115.0	72.8	116.4	97.7	91.3	126.2	97.7	67.7	74.2	88.8	88.2
SEP	46.5	24.1		14.0	27.4	25.1	14.4	18.6	26.8	15.3	17.2	28.9	15.7	18.3	13.5	23.3	24.3	17.0
OKT	65.0	64.7		88.9	57.9	64.3	59.8	50.8	67.9	65.5	101.6	72.2	52.8	73.5	78.2	92.1	70.4	71.3
NOV	47.7	41.6		42.5	44.7	36.7	48.9	39.7	50.2	35.4	48.3	37.3	50.6	42.5	39.8	44.3	49.7	47.6
DEC	88.4	93.4		107.6	134.2	91.9	87.2	115.6	115.8	110.1	104.8	86.0	113.6	92.9	124.7	84.1	112.9	115.0
JAAR	819.4	740.5		901.8	951.9	819.2	793.5	900.5	837.5	754.3	957.7	733.8	916.9	841.3	891.3	798.0	875.1	935.4
NORM	845.8	830.2		913.6	846.7	797.9	797.9	878.6	869.7	855.1	827.9	801.1	841.2	854.7	769.1	815.7	777.8	858.0

NR	DISTRICT 6										DISTRICT 7						
	ROU VEEN	TUB BERGEN	RUINER WOLD	AL MELO	EN SCHEDE	HENGE LO (OV)	TWEN THE	HELLEN DOORN	WEER SELO	LET TELE	HOL TEN	OVER VEEN	ZAND VOORT	ZOE TER MEER	HEEM STEDE	LIJN DEN	HOOFD DORP
JAN	76.8	55.1	86.3	64.1	50.5	53.4	67.2	63.3	55.4	61.2	69.9	116.2	102.7	95.8	101.1	107.0	121.0
FEB	49.1	48.0	55.4	53.7	48.3	49.2	54.5	54.3	44.5	62.7	58.1	83.7	79.5	80.5	82.3	77.1	88.8
MRT	35.3	30.2	32.9	30.9	19.5	22.1	33.4	32.2	25.0	27.3	33.9	35.3	28.9	41.5	30.1	35.8	36.2
APR	58.2	43.4	68.8	47.8	32.7	36.0	41.9	41.3	41.5	48.4	46.0	47.1	33.7	32.7	45.2	43.8	42.1
MEI	197.0	159.2	189.4	138.9	122.8	112.6	125.8	124.2	148.9	99.5	113.4	82.3	74.5	94.4	81.0	90.4	88.8
JUN	41.3	41.7	32.2	39.5	48.1	55.6	54.7	52.3	49.5	45.5	58.5	30.8	27.7	25.0	25.9	22.3	23.0
JUL	57.1	73.2	50.5	107.7	103.5	104.3	99.6	81.4	92.2	77.1	99.9	193.8	93.2	88.4	104.9	167.1	134.2
AUG	101.0	138.5	119.1	99.0	123.6	115.2	130.9	95.3	133.5	81.8	95.0	158.2	138.7	159.6	162.6	167.3	173.8
SEP	25.1	25.0	17.7	15.5	18.3	23.8	37.4	33.1	23.8	36.3	31.9	7.6	17.4	20.8	22.5	14.8	15.0
OKT	61.8	68.1	51.5	62.8	72.3	72.3	79.6	83.3	56.9	84.1	74.3	70.9	72.1	84.5	75.2	81.7	88.3
NOV	36.6	43.7	32.9	39.6	53.2	41.6	51.2	42.7	44.0	44.4	39.1	56.3	53.3	45.6	42.9	48.5	49.5
DEC	108.9	90.1	109.0	84.5	97.7	83.2	90.4	91.3	82.5	72.8	79.5	94.8	100.0	128.5	102.4	95.8	109.9
JAAR	848.2	816.2	845.7	784.0	790.5	769.3	866.6	794.7	797.7	741.1	799.5	977.0	821.7	897.3	876.1	951.6	970.6
NORM	859.9	817.3		851.1	829.4	833.5	832.7	853.3	826.8	828.6		904.3	835.2		896.8	906.4	930.9

NR	DISTRICT 7																	
	ROELOF ARENDS VEEN	BOS KOOP	GOUDA	KAT WIJK	DELFT	NU MANS DORP	BERG SCHEN HOEK	LISSE	STRIJ EN	OOST VOORNE	AALS MEER	BAREN DRECHT	N.HEL VOET	BRIEL LE	POORTU GAAL	ZEG VELD	VALKEN BURG VK	H.VAN H'LAND M'PAD
JAN	101.3	93.5	77.5	125.1	96.8	80.5	89.8	115.7	73.2	102.8	96.0	88.4	82.6	91.9	86.4	90.2	125.5	96.5
FEB	84.7	79.0	69.9	96.6	85.2	73.4	88.6	90.4	58.9	91.0	65.0	79.7	76.8	76.4	80.2	74.9	85.8	81.6
MRT	35.8	37.7	33.5	38.7	40.6	31.4	43.3	37.8	32.6	48.6	35.4	36.9	32.4	38.4	33.1	37.1	37.0	40.7
APR	28.7	31.5	26.7	33.3	32.6	23.2	28.1	31.5	21.3	39.9	29.3	25.8	27.1	30.6	23.8	26.0	32.3	31.5
MEI	89.4	90.7	112.6	101.1	96.6	76.3	110.0	75.2	83.4	71.0	84.9	117.2	73.2	67.0	87.5	99.8	102.7	69.1
JUN	33.3	30.7	29.2	34.6	23.7	40.3	24.6	37.7	30.8	25.1	19.1	43.7	30.5	34.1	23.7	24.1	39.5	32.5
JUL	119.3	161.3	134.5	68.4	80.2	92.9	76.2	115.5	105.1	53.8	125.8	97.8	58.4	65.6	75.9	133.7	78.4	50.1
AUG	133.8	126.4	115.7	139.0	156.2	136.6	146.7	155.4	119.1	168.6	163.4	155.1	137.2	150.5	158.5	130.2	137.8	160.1
SEP	27.2	19.1	21.7	11.2	15.9	29.2	16.7	13.5	30.6	13.1	10.0	31.3	33.0	16.4	27.0	31.9	11.9	12.7
OKT	69.3	85.8	64.1	80.9	87.7	80.0	69.6	83.3	83.7	83.7	80.3	81.5	65.2	77.9	72.1	82.9	87.1	66.6
NOV	48.6	55.2	55.2	54.2	52.8	54.3	54.2	51.7	48.0	56.2	46.2	56.5	49.9	57.1	55.7	52.8	52.0	61.5
DEC	92.5	131.8	118.6	97.8	128.0	125.1	141.1	107.8	119.6	128.8	89.9	118.2	116.0	135.1	138.1	108.5	110.5	113.4
JAAR	863.9	942.7	859.2	880.9	896.3	843.2	888.9	915.5	806.3	882.6	845.3	932.1	782.3	841.0	862.0	892.1	900.5	816.3
NORM	883.8	913.8	877.7	905.1	913.2	848.4	932.6	873.7	822.9	863.0	882.4	931.9	808.1	892.3	887.4	839.5	899.4	872.3

DISTRICT 7											DISTRICT 8						
NR	479	480	481	482	483	548	559	561	563	572	328	329	336	350	509	510	514
MND	MAAS LAND	HON SELEERS DIJK	VOOR SCHO TEN	HENDRIKKRIM- IDO AM PEN AD BACHT	LEK	LOENEN A/D VECHT	VLEU TEN	BEN SCHOP	WEESP	AB COUDE	HEERDE	WAPEN VELD	OLDE BROEK	ELBURG	DOORN	VAAS SEN	EPE
JAN	91.7	80.2	123.2	80.7	93.8	85.4	77.4	60.0	84.5	91.2	56.5	59.8	65.2	64.7	66.6	64.1	71.3
FEB	80.9	65.9	89.9	73.9	86.1	68.9	73.1	60.8	66.0	69.7	57.5	59.0	52.4	46.6	74.8	65.3	60.8
MRT	33.9	34.2	41.4	29.7	35.4	29.9	30.8	29.7	36.7	37.7	31.4	38.1	29.4	32.6	28.0	37.9	30.0
APR	27.7	20.0	32.0	25.4	29.4	34.4	24.3	22.1	52.1	36.4	59.3	71.2	50.8	60.3	44.7	53.4	56.5
MEI	68.8	79.9	99.1	106.6	97.3	94.9	103.1	103.1	81.2	98.0	105.8	116.3	102.1	101.7	106.0	106.4	90.2
JUN	32.6	31.2	35.8	29.5	39.9	27.2	28.0	20.7	19.8	24.6	45.8	40.2	38.1	45.8	38.9	48.8	55.9
JUL	66.5	67.4	74.4	98.8	77.6	143.5	179.0	92.8	126.8	120.0	107.4	84.3	96.6	84.3	127.3	103.6	141.9
AUG	172.9	168.4	146.1	161.0	161.6	161.5	179.0	132.5	122.3	136.5	92.6	98.5	106.1	92.7	158.5	101.6	82.5
SEP	13.2	14.4	20.2	29.3	17.2	38.4	22.3	16.3	25.3	18.7	26.8	20.8	21.7	29.0	17.6	21.4	24.1
OKT	67.2	80.5	77.5	78.3	87.5	73.0	82.1	79.7	95.7	89.0	78.1	71.0	75.2	78.8	90.8	75.0	66.9
NOV	52.5	47.8	51.8	52.7	53.2	51.7	51.4	45.8	50.7	56.6	36.1	35.6	36.2	36.6	46.1	41.7	38.1
DEC	115.4	122.7	114.0	135.0	144.3	118.2	130.7	123.9	102.5	75.3	93.1	88.8	91.2	88.7	97.4	103.9	99.5
JAAR	823.3	812.6	905.4	900.9	923.3	927.0	981.2	787.4	863.6	853.7	790.4	783.6	765.0	761.8	896.7	823.1	817.7
NORM			940.1	879.0	953.7	882.0	838.0	839.5	892.2	898.7	847.9	887.6	909.0	819.7	893.0	929.4	898.9

DISTRICT 8																		
NR	523	541	542	543	546	547	557	558	560	564	565	567	570	571	573	576	578	579
MND	WIJK B/DUUR STEDE	ARNHEM	PUT TEN	APRL DOORN	WOUDEN BERG	NIJ KERK	EER BEEK	LUN TEREN	AME RONGEN	HULS HORST	VOORT HUI ZEN	KOOT WIJK	ELS FEET	HARS KAMP	BEEK BERGEN	SPA KEN BURG	OOSTER BEEK	VEE NEN DAAL
JAN	70.3	62.7	67.4	59.4	72.3	59.8	70.9	63.3	59.3	77.0	59.2	68.3	70.0	55.0	83.1	65.8	62.6	67.9
FEB	71.3	63.6	65.0	68.0	76.5	62.6	77.1	72.5	60.9	70.6	69.4	74.7	78.4	57.5	86.3	71.0	62.9	71.8
MRT	29.1	25.1	41.7	41.3	29.6	37.8	29.4	30.5	26.7	48.9	34.9	30.2	44.7	25.1	36.1	34.3	25.5	26.7
APR	48.8	43.4	62.0	59.4	36.9	45.7	41.5	50.8	41.9	72.3	53.0	48.6	68.4	41.5	42.4	56.1	34.3	37.3
MEI	118.8	164.0	96.6	116.6	103.8	93.3	104.0	113.0	123.9	94.1	86.5	111.5	94.5	83.5	98.5	94.9	158.9	102.8
JUN	40.7	53.7	63.1	58.4	38.4	37.3	50.6	50.3	45.9	44.4	48.1	46.9	50.7	29.9	56.1	41.7	43.8	39.5
JUL	125.8	167.0	115.1	128.2	176.2	116.8	103.3	107.4	112.4	93.8	144.6	187.2	207.7	134.4	153.5	87.9	133.4	117.0
AUG	137.4	177.0	112.5	102.7	144.4	123.6	170.2	135.2	151.3	98.6	115.8	120.3	113.1	100.4	154.2	104.0	158.7	136.9
SEP	19.3	30.4	27.9	30.0	46.7	42.1	30.8	48.5	16.5	37.8	41.4	20.0	46.2	26.7	33.8	43.5	32.1	41.7
OKT	81.6	85.5	76.4	71.6	66.3	67.0	94.9	65.2	70.9	78.1	61.2	59.2	61.2	56.1	93.9	51.2	83.0	78.0
NOV	43.0	44.6	46.0	41.6	46.5	40.9	39.7	43.6	44.1	43.6	46.0	45.3	43.2	44.1	45.6	49.4	40.6	42.8
DEC	109.3	142.9	104.1	122.9	122.8	98.8	122.3	110.2	95.7	101.1	97.0	113.7	126.7	80.4	112.4	111.9	119.7	104.8
JAAR	895.4	1059.9	877.8	900.1	960.4	825.7	934.7	890.5	849.5	860.3	857.1	925.9	1004.8	734.6	995.9	811.7	955.5	867.2
NORM	797.1	928.2	920.7	967.4	859.8	837.8	903.3	873.3	850.8	869.2	872.5	904.4	938.7	863.7	980.6	858.8	914.2	853.8

DISTRICT 8								DISTRICT 9									
NR	580	582	583	591	593	595	596	588	645	663	666	667	669	673	674	678	679
MND	BARNE VELD	HA MERS VELD	WAGE NINGEN PD	DEE LEN	LAREN	SOEST	EEMNES	DUI VEN	HENGE LO (GLD)	LOCHEM	WIN TERS WIJK	DOETIN CHEM	BOR CULO	GEN DRIN GEN	REKKEN	ALMEN	HERWEN
JAN	62.9	80.9	63.6	73.4	88.8	76.6	80.7	55.0	49.0	61.4	56.1	54.1	55.9	50.7	56.0	56.6	49.8
FEB	73.9	98.8	67.8	84.4	85.6	82.1	76.0	66.5	46.8	61.5	51.8	57.1	51.8	51.3	44.6	56.6	51.3
MRT	32.0	39.3	27.1	32.2	35.0	32.5	33.5	22.9	22.5	23.7	19.0	22.0	29.0	19.8	19.5	26.2	18.5
APR	43.0	53.2	36.8	42.3	47.6	39.4	47.1	39.4	31.2	27.9	26.3	47.1	28.0	48.1	35.6	22.8	48.6
MEI	116.7	128.8	121.9	138.6	108.8	108.8	105.3	123.7	88.2	88.0	96.4	101.8	91.7	85.6	114.0	84.3	104.7
JUN	40.3	38.3	55.6	65.6	34.3	48.5	40.1	52.0	31.6	50.1	70.4	46.2	48.0	48.1	59.4	43.6	39.1
JUL	182.8	159.4	146.5	175.1	163.1	129.7	98.8	150.2	88.8	77.8	118.7	115.1	97.6	131.1	173.4	75.0	78.5
AUG	110.6	140.4	155.1	176.0	123.8	149.2	130.8	160.4	157.3	135.0	108.9	165.1	137.1	154.2	167.4	114.8	126.1
SEP	40.4	23.1	49.4	35.5	33.7	29.2	39.8	35.7	19.2	18.3	16.6	20.9	9.9	41.5	12.0	23.9	52.2
OKT	60.0	60.0	86.5	94.3	69.5	78.0	74.8	65.7	58.7	67.9	64.4	55.5	61.9	56.3	67.8	75.3	65.2
NOV	36.3	43.7	43.6	48.9	52.2	49.6	57.9	39.5	40.1	41.7	41.2	41.5	44.8	40.3	41.6	39.1	35.3
DEC	116.1	115.5	111.6	121.4	117.1	124.1	102.7	109.8	85.4	97.0	92.7	103.2	93.8	81.6	93.5	92.0	85.2
JAAR	915.0	981.4	965.5	1087.7	959.5	947.7	887.5	920.8	718.8	750.3	762.5	829.6	749.5	808.6	884.8	710.2	754.5
NORM	895.2	919.5	847.3	922.8	930.1			822.7	824.3	828.5	862.0	821.4	752.3	800.2	804.7	822.0	

2014
NEERSLAG 8-8 UUR (MM)

NR	DISTRICT 9							DISTRICT 10									
	680	682	683	684	686	688	689	434	465	539	549	562	569	584	589	830	835
MND	AAL TEN	MAR KELO	LICH TEN VOORDE	LIE VELDE	WOOLD	HUP SEL	DEVEN TER	GROOT AMMERS	OD AL BLAS	NIJ MEGEN	CULEM BORG	TIEL	HEU MEN	GELDER MALSEN	ZET TEN	HER WIJNEN	ANDEL
JAN	51.4	67.2	56.8	55.7	63.6	65.9	54.5	81.0	81.5	54.5	78.0	59.1	56.2	66.3	59.9	64.3	64.8
FEB	52.1	64.2	52.1	50.1	53.3	60.8	56.1	82.4	77.3	54.6	64.6	62.9	54.6	68.7	64.6	61.6	64.7
MRT	18.9	25.7	21.1	18.8	16.7	23.2	26.8	32.7	30.6	22.0	20.1	20.9	22.3	23.1	22.2	22.8	26.5
APR	26.0	36.2	25.5	24.5	28.9	32.6	42.3	26.2	20.3	30.2	17.8	38.3	33.5	30.3	26.7	40.7	21.2
MEI	105.3	99.8	93.3	94.0	93.9	95.4	107.1	132.3	99.4	95.1	118.3	128.1	94.7	90.9	98.3	108.6	96.2
JUN	57.7	33.7	43.9	50.2	82.4	52.9	34.4	24.0	22.4	46.4	38.7	41.3	53.5	47.6	47.6	38.9	41.3
JUL	104.4	90.2	75.1	94.7	94.5	126.8	77.9	157.0	122.5	100.6	103.9	117.0	115.2	136.9	127.6	79.1	121.0
AUG	132.9	96.6	132.1	149.0	130.4	152.5	92.2	163.9	142.3	177.0	175.4	116.1	166.9	159.7	130.7	144.8	120.9
SEP	26.9	26.5	22.4	14.6	20.5	14.8	24.5	18.7	21.4	13.6	20.7	17.8	22.9	21.9	55.3	27.7	30.1
OKT	75.6	67.7	59.1	69.0	75.5	77.7	81.6	79.5	73.1	63.7	91.3	95.0	68.6	86.9	73.0	79.1	79.0
NOV	44.2	41.3	38.4	43.0	47.2	43.8	41.8	48.3	49.9	35.3	38.9	42.0	40.3	36.8	38.5	38.8	38.9
DEC	94.0	93.4	84.0	84.0	94.5	94.9	73.4	122.0	126.2	83.7	98.2	85.8	92.0	91.9	102.6	101.8	114.3
JAAR	789.4	742.5	703.8	747.6	801.4	841.3	712.6	968.0	866.9	776.7	865.9	824.3	820.7	861.0	847.0	808.2	818.9
NORM	860.8	845.1	825.7	837.4	901.4		827.0	856.5	883.4	798.9	791.5	812.8	799.8	823.9	826.8	823.5	836.3

NR	DISTRICT 10				DISTRICT 11												
	836	840	910	917	446	447	462	471	705	733	735	736	737	738	740	741	742
MND	GORIN CHEM	NIEU WEN DIJK	AMMER ZODEN	ZALT BOMMEL	GOEDE REEDE	DEN BOMMEL	DIRKS LAND	OD DORP POLDER	BRES KENS	VLIS SINGEN	KAPEL LE	BROU WERS HAVEN	KERK WERVE	BIER VLIET	ST KRUIS	STAVE NISSE	TER NEU ZEN
JAN	66.8	69.3	56.6	62.7	92.6	81.5	87.0	85.5	83.0	69.4	86.8	95.3	83.8	88.5	83.9	78.4	71.4
FEB	69.6	64.2	68.6	65.9	85.2	78.9	75.6	73.9	87.5	70.8	80.0	82.7	77.5	86.7	87.9	67.4	79.7
MRT	24.7	26.0	18.0	24.3	32.8	38.5	32.8	45.2	39.6	42.7	38.2	35.9	39.3	39.1	32.8	34.1	41.1
APR	23.0	16.4	18.7	31.2	38.5	36.4	26.4	35.5	21.9	20.6	17.7	46.7	28.9	26.8	24.1	21.7	18.6
MEI	121.7	122.8	116.8	103.4	65.9	71.3	66.6	53.9	62.4	59.7	71.9	56.3	70.3	88.1	61.3	71.9	72.8
JUN	43.7	46.5	30.3	37.3	28.9	34.7	48.9	34.9	47.6	50.7	78.9	38.8	35.5	76.0	93.2	53.1	81.9
JUL	110.1	217.7	111.0	120.4	60.2	77.3	63.2	83.4	86.7	77.5	100.3	99.9	94.8	90.4	114.8	83.9	84.8
AUG	145.2	139.7	112.2	128.8	134.3	136.3	177.3	153.2	112.9	111.9	136.1	139.5	116.4	170.5	135.6	154.3	125.7
SEP	27.3	29.1	15.4	26.8	16.1	23.7	26.9	22.1	18.4	19.2	18.2	19.9	22.2	15.7	12.8	18.6	21.5
OKT	75.7	74.4	75.7	95.8	68.2	84.5	71.2	77.8	72.1	75.7	77.8	75.9	69.7	82.7	86.2	73.2	82.0
NOV	39.5	40.3	35.8	40.3	50.3	61.1	56.9	51.4	49.2	39.0	63.1	58.4	51.0	40.1	55.2	65.8	41.7
DEC	116.5	128.1	91.9	105.3	105.2	121.3	126.0	102.3	106.5	100.9	119.6	107.0	101.3	106.7	96.1	120.6	84.1
JAAR	863.8	974.5	751.0	842.2	778.2	845.5	858.8	819.1	787.8	738.1	888.6	856.3	790.7	911.3	883.9	843.0	805.3
NORM	852.1	849.2	800.5	805.0	820.4	842.8	835.5	788.6	788.2		865.2	793.3	804.1	826.7	839.8	842.3	812.8

NR	DISTRICT 11																	
	743	744	746	747	749	750	751	752	754	755	756	757	758	760	761	762	763	764
MND	NOORD GOUWE	ANNA JACOBA FOLDER	WEST KAPEL LE	KRAB BEN DIJKE	WILHEL MINA DORP	RIL LAND	VROU WEN POLDER	HAAM STEDE	OVE ZANDE	KORT GENE	MIDDEL BURG	THOLEN	WOL PH'RTS DIJK	'S HEE REN HOEK	PHI LIP PINE	SCHOON DIJKE	CAD ZAND	KLOOS TER ZANDE
JAN	81.3	86.6	96.6	84.8	86.5	93.1	76.1	75.9	68.5	83.8	77.7	84.2	77.3	80.0	68.3	81.1	87.5	89.0
FEB	69.5	90.9	89.6	75.0	78.3	69.9	72.0	69.6	67.0	62.9	64.0	67.2	60.4	70.6	82.2	79.3	95.1	87.4
MRT	36.0	28.8	55.1	36.8	37.1	31.7	44.5	38.8	45.6	36.4	45.3	28.6	43.6	44.9	34.2	38.2	36.4	43.4
APR	31.8	35.4	35.6	21.4	17.8	19.2	27.7	28.0	18.7	21.2	18.9	25.1	23.2	17.9	22.1	21.8	29.8	15.8
MEI	53.2	56.2	49.0	105.4	72.0	69.1	57.6	53.1	78.2	69.9	70.2	97.3	62.9	70.9	78.0	70.0	64.6	69.4
JUN	44.3	40.9	51.5	53.2	51.3	24.5	47.7	41.0	55.7	45.2	43.6	61.2	52.6	45.9	72.1	54.5	47.3	56.9
JUL	89.0	57.5	96.1	129.7	99.4	106.5	97.7	80.8	106.9	112.6	67.9	90.5	122.9	132.7	80.9	133.0	128.1	90.9
AUG	115.7	168.2	155.7	144.6	156.3	148.8	138.3	148.5	147.7	146.5	119.1	125.1	172.2	113.1	135.1	138.0	112.8	145.1
SEP	19.5	18.9	18.5	27.8	13.8	20.2	18.4	13.5	14.4	12.7	23.0	13.4	17.6	15.1	20.0	16.9	10.4	29.9
OKT	70.1	68.0	95.2	100.1	75.0	92.2	75.5	89.8	74.6	64.5	72.5	78.7	68.3	66.1	76.7	91.4	78.5	85.9
NOV	53.6	74.9	52.6	49.8	53.0	49.1	42.9	43.5	48.5	51.2	44.1	51.2	48.6	50.3	39.9	57.8	41.5	45.5
DEC	100.1	109.1	108.3	117.3	109.3	95.1	102.6	115.7	121.0	95.3	112.7	106.1	113.1	99.0	93.9	98.2	113.8	93.4
JAAR	764.1	835.4	903.8	945.9	849.8	819.4	801.0	798.2	846.8	802.2	759.0	828.6	862.7	806.5	803.4	880.2	845.8	852.6
NORM	761.9	835.3	784.4	843.7	858.7	816.7	836.3	804.8	849.8	812.0	804.6	837.8	842.2	845.8	819.1	834.9	825.3	867.9

NR	DISTRICT 11			DISTRICT 12								DISTRICT 13					
	767	770		828	829	832	833	834	837	838	839	841	827	831	843	844	892
MND	KA PELLE BRUG	WEST DORPE		OUDEN BOSCH	ZUN DERT	BERGEN O/ZOOM	OOS TER HOUT	CHAAM	STEEN BERGEN	GINNE KEN	HOOGER HEIDE	KLUN DERT	TIL BURG	ES BEEK	GILZE RIJEN	CA PELLE	GIERS BER GEN
JAN	95.9	91.7		84.7	66.3	73.9	86.2	69.0	90.2	81.4	79.8	74.8	60.9	74.8	72.9	67.6	65.7
FEB	104.6	82.9		74.5	72.7	68.2	86.2	71.6	87.8	71.1	63.5	72.0	65.3	70.0	83.8	67.9	64.8
MRT	37.1	36.2		27.4	26.7	27.5	29.9	26.1	41.8	28.8	32.4	34.9	18.9	29.2	26.2	26.4	23.5
APR	9.3	16.8		25.2	23.8	29.2	28.0	18.1	31.8	22.3	17.1	17.7	25.1	24.1	34.4	17.1	19.8
MEI	82.2	65.8		95.8	89.3	84.6	135.8	109.1	80.0	105.6	66.3	85.2	124.0	107.4	117.9	93.9	134.6
JUN	61.1	96.5		52.2	34.6	68.9	51.8	43.7	48.1	56.2	31.7	49.3	51.8	55.1	64.7	42.9	62.1
JUL	100.1	84.2		88.5	111.8	86.5	147.9	127.0	89.8	112.1	98.3	131.7	142.1	126.1	121.9	214.0	126.0
AUG	163.1	130.0		127.0	148.8	137.5	153.3	143.2	132.8	137.1	135.8	126.0	148.1	160.3	151.9	93.3	116.6
SEP	52.3	43.2		24.8	25.3	15.7	26.5	20.1	23.8	38.2	14.7	30.5	31.5	19.9	24.7	13.5	22.2
OKT	70.6	71.7		62.3	71.6	73.1	82.3	82.4	60.2	68.2	80.0	71.6	70.6	67.8	93.4	77.7	91.3
NOV	54.7	43.7		46.2	48.2	44.6	45.0	46.2	51.4	40.4	44.9	43.6	45.9	49.2	41.7	38.8	40.3
DEC	99.3	86.7		117.9	95.9	126.4	108.8	111.0	102.8	107.5	109.1	113.0	110.1	95.9	114.8	99.0	120.9
JAAR	930.3	849.4		826.5	815.0	836.1	981.7	867.5	840.5	868.9	773.6	850.3	894.3	879.8	948.3	852.1	887.8
NORM	848.1	815.9		850.9	866.5	812.4	856.3	823.4	868.2	860.6	838.4	854.9	852.6	859.8	852.1	793.2	

DISTRICT 13

NR	896	899	901	903	904	905	906	907	908	909	911	912	914	915	918	919	920	926
	HEL MOND	GEMERT	NU LAND	MEGEN	SOME REN	ST ANTHO NIS	OIR SCHOT	BOX TEL	DEURNE	MILL	DIN THER	LEENDE	OSS	EERSEL	MAAR HEEZE	EIND HOVEN VB	VOLKEL	WAAALRE
JAN	44.0	50.3	60.3	56.7	41.2	48.3	51.8	56.9	42.8	53.7	57.0	45.2	52.5	59.3	48.8	49.0	54.3	43.3
FEB	42.4	54.1	63.1	70.4	47.7	53.0	60.1	58.7	47.0	58.5	64.6	46.7	61.0	61.0	47.8	50.6	55.9	48.9
MRT	18.2	18.2	19.4	21.4	18.7	18.8	17.7	21.7	20.5	21.4	24.9	15.1	19.2	18.2	18.0	19.5	25.7	15.9
APR	20.0	38.6	43.7	36.2	19.3	31.1	24.0	29.8	29.8	36.7	23.7	27.9	24.0	19.5	35.0	21.4	35.6	29.7
MEI	138.3	109.0	147.9	105.1	156.1	110.1	93.1	128.0	116.1	105.6	127.8	110.6	86.0	102.7	97.5	100.6	146.2	103.3
JUN	34.3	31.0	94.9	68.8	52.0	44.0	50.9	48.0	49.6	66.0	47.5	46.7	65.5	31.0	45.3	28.6	53.2	29.0
JUL	146.2	161.7	107.6	129.2	182.6	112.1	152.1	119.8	172.5	116.6	103.9	118.8	114.4	112.3	147.7	109.4	108.0	99.8
AUG	144.1	148.2	167.3	155.7	136.9	148.5	155.1	163.4	141.5	139.0	181.8	148.5	165.3	134.0	127.1	149.1	176.3	177.6
SEP	30.4	30.5	18.7	25.9	31.6	17.3	18.3	24.5	20.1	25.1	20.5	32.8	17.5	15.4	34.3	46.8	18.2	26.5
OKT	62.0	80.5	92.1	93.3	70.8	76.6	69.5	59.9	68.6	76.1	69.6	66.5	80.6	70.6	64.7	67.2	69.6	64.7
NOV	31.9	41.7	47.5	42.5	35.9	39.1	40.3	43.1	33.1	39.8	41.5	42.2	40.5	44.7	37.2	42.4	38.9	38.3
DEC	94.5	80.2	112.3	112.1	90.9	96.7	102.9	104.4	74.0	89.1	82.9	101.5	88.5	92.0	83.2	92.8	84.5	88.0
JAAR	806.3	844.0	974.8	917.3	883.7	795.6	835.8	858.2	815.6	827.6	845.7	802.5	815.0	760.7	786.6	777.4	866.4	765.0
NORM	814.4	778.2	837.7	816.3	773.7	804.2	798.6	810.5	770.0	822.4	795.5	804.6	763.1	804.5	745.0	787.1	813.4	

DISTRICT 14

NR	883	897	913	921	922	923	961	964	967	970	983	DISTRICT 15					
	SEVE NUM	VENLO	IJSSEL STEYN	VENRAY	SIEBEN GE WALD	ARCEN	ROER MOND	WEERT	HEI BLOEM	STRAMP ROY	KESSEL EIK	UBACHS BERG	VAL KEN BURG	SCHAES BERG	SCHIN NEN	VAALS	STEIN
JAN	45.6	48.8	41.2	38.8	65.4	48.9	34.7	41.1	43.0	34.9	41.0	35.8	36.3	39.6	40.4	42.0	52.8
FEB	46.8	52.4	46.2	49.8	65.3	44.5	42.9	46.4	47.1	48.7	46.4	42.4	44.6	52.2	44.4	41.9	56.4
MRT	18.3	16.0	19.2	11.9	17.8	14.0	14.2	13.8	15.9	12.8	19.4	13.5	14.1	11.8	18.8	19.9	17.1
APR	24.5	24.5	28.3	24.5	41.5	26.8	22.4	28.8	31.4	26.2	27.2	10.0	9.7	19.0	15.2	14.3	17.8
MEI	113.9	122.0	104.7	123.0	122.4	117.0	125.8	99.0	140.1	112.0	142.3	64.1	65.3	73.4	81.1	68.7	69.3
JUN	62.1	58.5	58.5	48.3	48.6	65.6	68.2	37.3	52.4	45.2	59.8	71.2	73.0	90.2	83.2	107.8	88.5
JUL	138.9	167.8	169.9	157.4	93.1	146.0	193.7	165.9	128.2	168.0	210.9	224.8	198.3	210.8	211.2	207.7	166.1
AUG	126.3	145.4	148.6	115.0	146.8	122.3	151.3	137.7	124.7	142.2	150.2	139.8	160.4	138.4	195.4	138.8	134.4
SEP	24.2	27.2	16.9	18.3	22.5	35.6	12.9	21.0	29.1	19.3	37.5	68.2	63.3	66.1	38.7	60.9	46.3
OKT	88.1	84.3	71.7	58.3	77.0	65.2	73.1	60.6	54.6	69.0	67.9	81.2	65.1	83.5	69.8	75.9	65.8
NOV	34.2	40.0	33.9	39.3	35.4	42.5	38.1	32.6	30.6	35.2	33.7	44.3	38.6	47.1	38.9	50.2	38.7
DEC	67.0	99.6	76.9	68.3	86.5	91.4	68.7	84.3	76.5	81.3	75.2	75.0	79.2	95.6	99.1	104.6	88.5
JAAR	789.9	886.5	816.0	752.9	822.3	819.8	846.0	768.5	773.6	794.8	911.5	870.3	847.9	927.7	936.2	932.7	841.7
NORM	777.2	804.9	775.6	766.3			742.5	772.0	756.3	751.0		837.4	891.8	821.4	865.5	950.6	820.5

2014
NEERSLAG 8-8 UUR (MM)

DISTRICT 15

NR	971	973	974	979	980	981	982
MND	NOOR BEEK	BEEK	BUCH TEN	ECHT	EPEN	OOST- MAAR LAND	SCHIN VELD
JAN	37.3	32.7	38.7	30.0	40.9	37.3	31.9
FEB	39.5	37.4	49.0	36.2	36.8	38.1	37.4
MRT	14.1	15.3	12.7	11.0	20.2	16.4	15.2
APR	18.3	19.4	14.9	38.0	17.3	18.6	27.6
MEI	55.8	60.6	71.0	74.6	63.7	45.9	72.9
JUN	95.0	94.8	96.2	71.6	114.7	90.6	90.8
JUL	199.5	217.2	220.9	177.8	186.3	201.8	160.5
AUG	164.7	196.5	133.5	133.8	136.3	189.8	170.7
SEP	68.9	36.5	15.1	13.7	62.4	37.6	45.0
OKT	74.5	63.7	67.2	68.3	77.9	48.6	62.3
NOV	45.1	34.3	39.3	38.7	45.7	30.3	39.4
DEC	90.3	98.4	85.3	75.6	94.3	77.4	72.7
JAAR	903.0	906.8	843.8	769.3	896.5	832.4	826.4
NORM	848.5	794.3	770.3	723.2	909.5	768.3	

NR	270	277	286	249	269	279	210	240	275	290	344	356	283	319	350	370	375	377	391
MND	LEEU WARDEN	WERS OOG	NIEUW BEERTA	BERK HOUT	LELY STAD	HOOGE VEEN	VALKEN BURG	SCHIP HOL	DEE LEN	TWEN THE	R'DAM	HER WIJNEN	HUP SEL	WEST DORPE	GILZE RIJEN	EIND HOVEN	VOLKEL	ELL	ARCEN
JAN	8.6	7.5	8.4	8.1	8.2	8.4	8.8	8.4	9.3	9.4	8.5	10.4	10.2	10.4	10.6	11.6	11.2	12.2	11.5
FEB	17.2	17.4	17.5	17.6	16.2	17.2	18.0	17.2	17.2	17.1	17.6	18.1	19.1	19.1	19.5	19.1	18.9	20.1	18.8
MRT	47.5	47.2	44.5	48.0	46.7	45.9	49.7	48.2	46.4	46.1	48.2	48.1	48.2	51.6	50.0	49.4	47.8	51.1	48.2
APR	61.7	61.3	61.3	63.9	62.6	59.0	67.8	64.2	62.2	61.8	65.5	67.8	63.3	69.3	67.6	67.6	66.6	71.7	66.1
MEI	86.0	88.5	85.3	83.8	82.5	79.6	88.7	86.9	75.0	75.8	84.5	83.6	77.8	84.9	82.8	81.6	77.1	85.3	75.0
JUN	97.7	105.0	96.9	98.7	102.7	93.5	110.5	101.6	92.8	92.9	105.2	105.1	97.3	102.9	101.0	101.3	98.4	102.6	100.8
JUL	109.4	114.6	111.6	107.2	107.9	108.3	107.0	105.5	100.8	104.5	105.2	103.9	106.0	96.7	99.4	102.4	101.7	102.8	99.2
AUG	82.0	84.3	84.5	81.8	77.5	78.6	82.7	79.3	73.1	80.6	76.6	78.1	78.5	75.8	72.9	74.0	73.8	77.3	75.6
SEP	55.6	59.5	58.0	60.5	58.0	55.3	59.7	63.4	55.8	54.8	59.3	59.3	55.9	60.1	58.7	58.5	59.9	62.5	57.9
OKT	26.1	26.3	25.8	28.0	27.8	25.1	28.9	29.4	26.8	28.4	29.8	30.6	28.9	31.4	30.5	30.5	29.5	32.5	30.2
NOV	13.8	13.5	13.6	13.4	13.4	13.7	13.4	14.0	13.6	14.2	14.2	14.7	15.5	15.7	14.6	15.5	14.7	15.4	15.2
DEC	6.8	6.5	5.9	7.0	6.1	6.5	7.0	7.4	5.8	5.4	6.9	6.7	5.4	6.7	6.9	6.1	6.2	6.2	5.8
JAAR	612.4	631.6	613.3	618.0	609.6	591.1	642.2	625.5	578.8	591.0	621.5	626.4	606.1	624.6	614.5	617.6	605.8	639.7	604.3

REFERENTIE
GEWASVERDAMPING (MM)DOORLOPEND POTENTIEEL
NEERSLAGOVERSCHOT (MM)

AANTAL SNEEUWDEKDAGEN

NR	235	280	260	310	380	NR	235	280	260	310	380	NR	025	161	550	733	973
MND	DE KOOY	EELDE	DE BILT	VLIS SINGEN	BEEK	MND	DE KOOY	EELDE	DE BILT	VLIS SINGEN	BEEK	MND	DE KOOY	EELDE	DE BILT	RIT THEM	BEEK
JAN	8.8	7.8	9.2	10.6	12.2	JAN						JAN	.	3	.	.	.
FEB	18.2	17.2	16.9	19.7	19.4	FEB						FEB
MRT	49.7	44.6	47.3	52.2	48.6	MRT						MRT
APR	63.9	58.0	65.9	68.6	68.3	APR	-12	2	-7	-52	-54	APR					
MEI	92.1	82.3	80.9	89.7	84.2	MEI	-37	14	14	-79	-89	MEI					
JUN	106.2	95.2	100.9	110.2	101.0	JUN	-91	-49	-57	-135	-101	JUN					
JUL	109.9	108.8	102.5	99.1	99.4	JUL	-140	-107	-22	-157	-3	JUL					
AUG	88.4	81.8	76.1	82.9	73.0	AUG	-100	-109	51	-149	112	AUG					
SEP	64.0	55.6	58.3	64.0	59.1	SEP	-152	-149	13	-194	93	SEP					
OKT	28.7	25.0	27.7	33.8	32.7	OKT	-80	-127	60	-165	123	OKT					
NOV	13.2	13.3	13.9	14.8	15.5	NOV						NOV
DEC	7.7	6.1	7.0	7.0	5.1	DEC						DEC	.	.	3	.	1
JAAR	650.8	595.7	606.6	652.6	618.5	JAAR						JAAR					

SNEEUWDEK DAG IS EEN DAG WAAROP
EEN SNEEUWDEK IS GECONSTATEERD OM 08.00 UUR

NEERSLAGGEMIDDELDEN PER DISTRICT (MM)

	D1	D2	D3	D4	D5	D6	D7	D8
JAAR	826.2	809.4	796.7	871.5	823.9	837.0	880.1	893.4
NORM	834.8	853.7	849.1	869.6	849.6	836.5	885.3	889.8
	D9	D10	D11	D12	D13	D14	D15	LAND
JAAR	778.1	849.2	836.1	851.1	845.2	816.5	871.9	841.6
NORM	829.0	825.7	825.2	848.0	804.6	768.2	833.4	846.6

HOOGSTE JAARSOM MM TE

LAAGSTE JAARSOM MM TE

HOOGSTE MAANDSOM MM IN

TE
TE
TE

LAAGSTE MAANDSOM MM IN

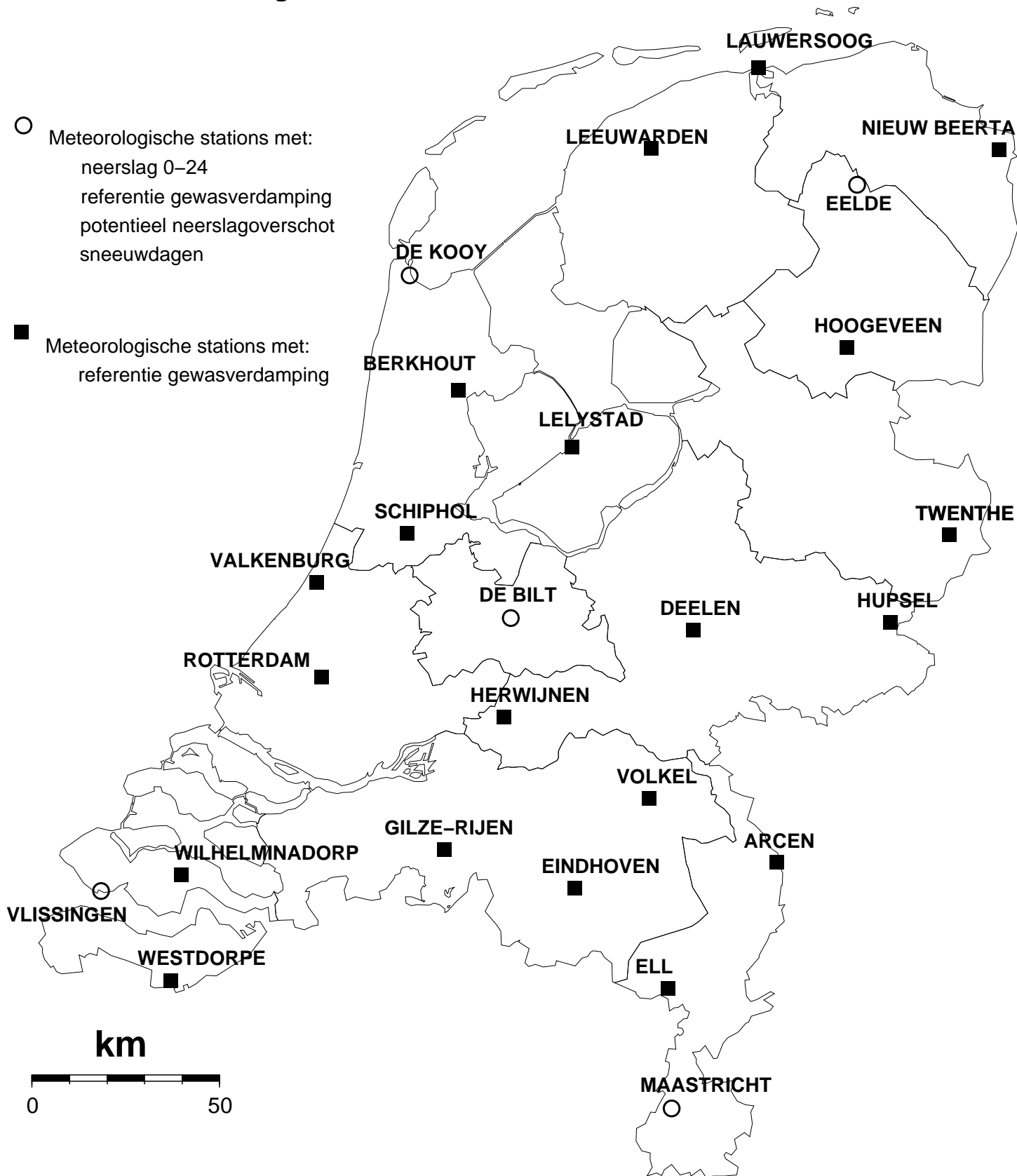
TE
TE
TE

NORMALEN: TE K 1981-2010

HOOGSTE DAGSOM MM OP

TE
TE
TE

Kaart met meteorologische stations

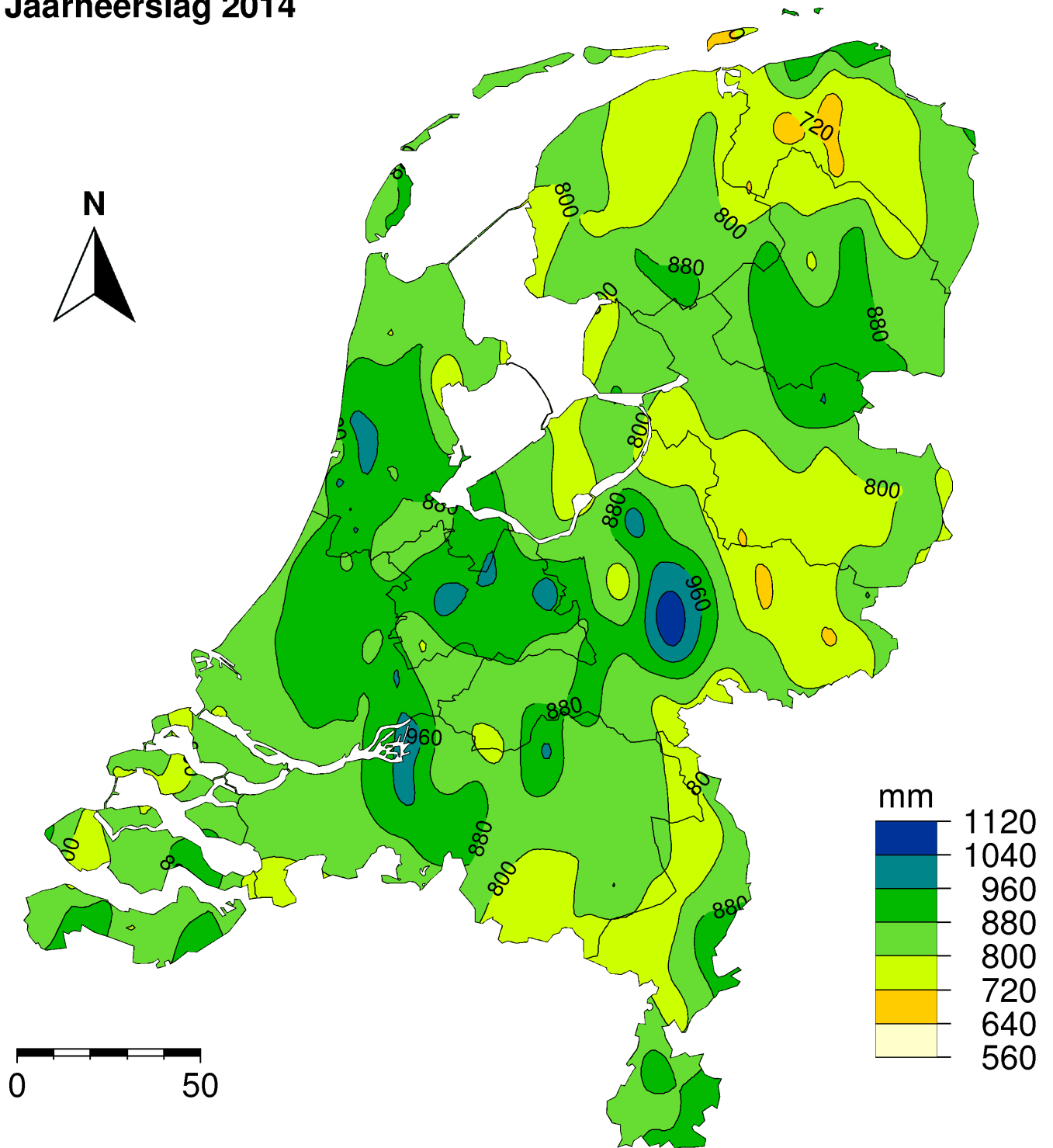




- Neerslagstations
handmatig 08.00 - 08.00 UT



Jaarneerslag 2014





Dit rapport is een uitgave van:

Koninklijk Nederlands Meteorologisch Instituut
Postbus 201 | 3730 AE De Bilt
www.knmi.nl | klimaatdesk@knmi.nl