



Koninklijk Nederlands
Meteorologisch Instituut
Ministerie van Infrastructuur en Milieu

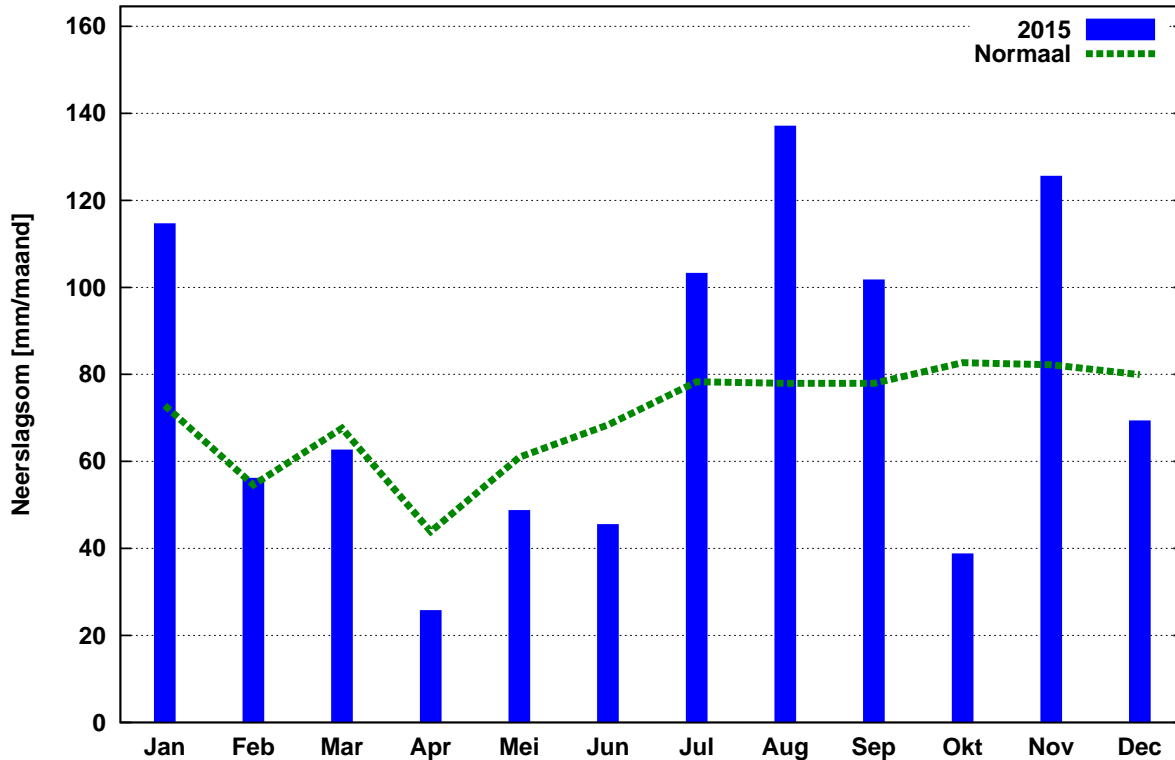
Jaaroverzicht neerslag en verdamping in Nederland

2015



Landelijk gemiddelde maandelijkse neerslagsom in 2015 (gebaseerd op 322 stations)

Jaarsom: 930.1 mm Normaal: 847.3 mm



In het Jaaroverzicht neerslag en verdamping in Nederland (JONV) zijn maandelijkse en jaarlijkse gegevens van neerslag, verdamping, potentieel neerslagoverschot en sneeuwdagen opgenomen. De metingen worden verricht op ca. 325 KNMI-neerslagstations en 25 KNMI meteorologische stations, alwaar uit metingen van temperatuur en straling de referentie-gewasverdamping wordt berekend. Het JONV is ruim 75 jaar uitgegeven als KNMI-periodiek en wordt sinds 2009 verspreid via internet (<http://www.knmi.nl/nederland-nu/klimatologie/gegevens/monv>).

KNMI
Postbus 201
3730 AE De Bilt
e-mail: Klimaatdesk@knmi.nl

2015
NEERSLAG 8-8 UUR (MM)

DISTRICT 1														DISTRICT 2			
NR	10	11	12	15	16	17	18	19	21	22	24	25	26	61	64	65	66
MND	HOL LUM	W.TER SCHEL LING	SCHIER MONNIK OOG	OOST VLIET LAND	PETTEN	DEN BURG	NES AME LAND	DE COCKS DORP	CAL LANTS OOG	DE KOOG	VLIET LAND	DE KOOY	FOR MERUM	SKRINS	SNEEK	MAK KUM	HAR LINGEN
JAN	98.8	94.0	93.9	106.1	101.0	103.9	115.7	105.6	103.9	89.8	91.2	110.9	100.8	120.9	115.4	80.9	104.3
FEB	39.6	46.5	49.5	45.5	46.8	52.0	46.8	53.3	51.0	45.7	56.5	47.8	52.6	57.1	59.4	41.7	51.6
MRT	67.3	53.8	68.9	48.9	50.9	47.7	67.5	49.8	50.0	36.5	47.6	46.9	59.5	62.9	60.6	48.7	54.9
APR	28.8	22.1	24.1	22.6	20.3	23.8	31.5	31.5	20.4	21.0	28.3	19.3	24.5	23.1	20.9	15.6	21.5
MEI	45.9	36.4	52.3	37.4	26.2	37.1	38.9	36.0	30.4	27.5	27.5	32.5	41.9	54.6	41.2	22.5	31.8
JUN	41.4	36.1	34.9	38.1	30.3	43.2	43.4	46.4	29.9	47.6	51.2	32.5	34.6	40.7	34.5	37.6	44.5
JUL	156.7	86.9	150.1	112.8	59.7	82.3	140.3	85.4	72.4	67.0	67.3	90.4	105.6	113.7	125.5	103.2	106.4
AUG	83.5	122.1	81.8	118.2	113.9	150.9	82.7	139.3	114.7	131.6	131.0	122.3	120.1	99.9	150.9	107.2	90.4
SEP	86.4	105.0	82.7	107.4	112.8	148.3	93.2	121.5	117.2	130.4	98.6	129.8	96.1	115.3	127.4	122.4	114.6
OKT	53.5	50.1	43.9	36.2	29.0	37.3	49.3	34.8	30.1	29.1	39.9	37.4	50.1	32.4	33.1	35.1	38.0
NOV	146.7	154.6	126.5	139.9	114.5	132.0	172.1	122.1	122.2	128.3	125.7	108.6	162.5	141.0	141.0	120.6	129.0
DEC	66.6	69.2	58.6	80.5	47.4	81.2	73.1	88.1	60.2	93.4	64.1	68.0	71.3	87.2	82.9	84.1	83.4
JAAR	915.2	876.8	867.2	893.6	752.8	939.7	954.5	913.8	802.5	848.0	828.9	846.4	919.6	948.8	992.8	819.8	870.4
NORM	846.0	842.0	818.9	839.9	805.7	823.6	879.7	847.6	847.7	830.8	809.7	813.7	847.3		840.3	796.5	794.5

DISTRICT 2

NR	67	68	69	70	73	75	76	77	78	79	80	81	82	84	85	86	87	89
MND	DOK KUM	ST ANNA PAR.	APPEL SCHA	OUDE MIRDUM	DRACH TEN	OLDE HOLT FADE	KORN WERDER ZAND	KOLLUM	HER BAYUM	HEEG	STA VOREN	JOURE	GORRE DIJK	EZUMA ZIJL	LEEWARDEN	NIJ BEETS	BER GUMER DAM	AK KRUM
JAN	111.6	116.6	141.7	113.9	122.6	130.4	101.9	120.3	98.7	115.4	104.4	128.7	117.3	127.0	98.7	108.7	120.1	114.0
FEB	57.1	59.7	75.4	51.6	72.2	61.7	48.0	64.1	54.7	62.2	52.2	61.8	66.4	52.3	57.6	71.9	66.3	65.6
MRT	62.6	61.5	69.6	52.2	66.2	60.8	57.0	68.6	56.4	55.8	48.0	58.7	60.5	74.7	58.5	54.3	62.7	55.9
APR	27.3	22.4	37.6	15.7	28.7	27.0	20.2	25.6	23.3	23.4	20.3	21.8	25.2	27.9	18.7	28.9	19.1	20.3
MEI	45.4	52.8	59.2	42.1	49.7	64.0	43.4	59.0	40.3	60.3	44.1	51.3	44.1	40.9	49.5	40.0	58.2	45.7
JUN	38.7	42.1	57.9	45.6	36.7	60.4	41.7	50.8	39.2	38.9	36.9	38.4	46.2	38.0	39.9	30.8	46.4	33.1
JUL	100.6	139.8	194.4	106.6	157.3	167.2	80.9	131.1	103.0	119.2	93.5	126.4	159.1	135.8	120.6	137.8	122.2	116.3
AUG	83.1	92.7	144.0	177.8	129.1	127.2	114.2	125.5	83.9	134.8	131.7	163.7	111.4	111.5	98.2	128.7	135.1	138.1
SEP	77.9	112.3	108.7	113.8	100.4	80.5	127.4	89.9	107.0	127.9	119.7	131.0	87.5	84.6	119.2	94.1	90.2	117.0
OKT	45.4	45.7	42.0	40.9	45.1	45.5	40.8	48.7	38.6	38.1	33.0	38.9	39.1	40.0	42.6	39.7	40.7	31.5
NOV	151.1	150.5	149.0	137.9	145.7	142.1	132.6	168.3	135.0	147.6	101.2	136.9	149.1	153.3	123.0	131.5	157.3	126.1
DEC	74.8	81.5	70.2	73.8	75.6	74.2	77.1	79.3	81.2	68.1	53.0	67.1	69.4	73.1	67.2	64.6	76.1	69.5
JAAR	875.6	977.6	1149.7	972.0	1029.3	1041.0	885.2	1031.2	861.3	991.7	838.0	1024.7	975.5	959.1	893.7	931.0	994.4	933.1
NORM	880.0	883.8	910.4	839.4	900.5	880.7	781.5	896.9	832.0	859.5	777.2	845.3	886.3	888.0	869.7	852.2	859.9	

DISTRICT 2

NR	90	91	166	171	326	338	353	134	135	136	139	140	141	142	143	144	145
MND	EERNE WOUDE	TER NAARD	MARUM	AN JUM	FREDE RIKS OORD	GIET HOORN	BLOK ZIJL	MIDDEL STUM	WOL TER SUM	EZIN GE	GRO NINGEN	ASSEN	DELFT ZIJL	WARF FUM	FINS TER WOLDE	TER APEL	ZOUT KAMP
JAN	115.4	95.2	116.3	93.3	120.2	116.4	112.8	91.0	118.7	96.9	122.9	136.6	97.2	113.5	151.8	127.2	117.6
FEB	63.6	52.5	58.5	54.9	59.8	44.7	42.0	57.6	62.7	57.3	66.0	67.3	48.7	54.1	69.9	53.4	71.9
MRT	56.7	57.1	64.9	58.9	59.5	68.0	66.1	63.9	79.8	59.8	58.8	64.7	67.3	75.5	84.1	66.6	74.3
APR	22.1	24.7	26.7	22.3	25.5	17.7	22.8	33.3	40.2	18.4	26.1	31.9	31.2	30.5	31.8	37.0	26.3
MEI	57.0	50.9	58.4	40.3	50.9	57.6	52.7	68.9	70.2	75.1	68.0	61.2	68.1	74.2	64.5	79.8	51.1
JUN	45.4	34.8	31.1	38.6	59.8	62.6	67.5	50.7	44.7	47.8	31.9	54.3	46.0	44.3	53.0	84.9	39.9
JUL	135.5	109.1	154.8	116.8	192.8	141.8	131.8	144.9	175.3	126.8	142.3	181.5	128.9	134.7	156.7	134.9	135.9
AUG	147.7	77.9	130.7	90.2	131.9	163.2	154.3	110.3	117.9	111.9	118.3	121.8	96.8	119.7	112.1	101.5	113.4
SEP	100.5	103.7	101.0	91.5	79.5	88.0	89.5	75.9	67.3	63.3	77.8	89.0	68.8	78.0	75.9	52.5	101.4
OKT	43.1	49.7	54.8	44.2	40.4	41.4	40.1	27.1	35.7	34.2	34.1	41.0	23.8	43.8	31.3	46.4	39.1
NOV	151.8	139.3	143.2	146.7	158.0	115.1	128.4	145.6	160.4	125.5	126.4	179.3	141.3	141.2	148.3	156.2	152.2
DEC	70.0	59.1	69.9	68.5	61.8	59.8	62.9	57.3	80.3	60.5	64.2	74.4	61.4	68.0	60.4	72.6	73.4
JAAR	1008.9	854.1	1010.3	866.2	1040.1	976.3	970.9	926.5	1053.2	877.5	936.8	1103.0	879.6	977.5	1039.8	1013.0	996.7
NORM	837.9	839.8	892.6		846.0	848.9	856.2	828.6			880.5	869.0	813.1	878.5	796.7	802.1	848.9

DISTRICT 3

NR	147	148	150	151	152	154	155	156	158	159	160	161	162	163	164	172	323	337
MND	VEEN DAM	SAPPE MEER	UIT HUI ZEN	ROODE SCHOOL	GIETER VEEN	EENRUM	EEXT	VLAGT WEDDE	ONNEN	NIEUW BUINEN	VEEN HUI ZEN	EELDE	NIE KERK	RODEN	ZEE RIJF	NIEUW OLDA	LAAG HA LEN	SCHOON LOO
JAN	121.9	132.5	101.0	127.6	114.6	114.5	149.8	111.9	122.5	129.5	133.0	109.7	103.2	130.1	85.9	106.9	127.0	144.0
FEB	58.7	63.4	46.5	64.2	50.2	57.5	59.9	45.3	66.3	50.0	59.2	60.1	55.2	65.8	43.3	52.5	51.0	62.0
MRT	62.4	67.9	74.2	91.8	62.0	75.1	68.7	54.5	65.1	60.4	59.6	60.2	48.5	63.6	61.7	72.8	61.6	68.0
APR	25.1	24.4	32.3	38.7	30.0	31.7	31.3	29.6	31.0	29.7	29.4	29.7	28.4	30.9	25.1	33.3	28.8	32.4
MEI	69.8	58.1	61.7	73.4	70.9	63.4	77.7	56.2	63.0	64.0	67.6	67.6	62.5	79.7	57.2	71.0	65.0	66.9
JUN	52.4	51.0	40.5	42.6	42.7	46.5	44.2	42.5	48.7	54.7	52.0	55.3	52.4	45.3	45.5	65.5	47.8	49.8
JUL	162.6	171.7	144.0	154.5	193.5	134.0	199.2	137.5	146.6	156.1	163.3	141.1	149.4	139.1	144.1	153.7	150.2	189.3
AUG	108.9	109.8	126.3	137.3	111.7	110.7	115.4	86.4	122.7	88.5	157.7	130.6	128.1	123.8	103.4	94.5	136.0	108.0
SEP	81.1	79.6	88.8	88.7	92.9	73.0	101.1	87.3	73.2	81.8	80.2	71.2	100.5	96.6	81.9	75.6	74.8	71.5
OKT	36.4	32.4	36.9	40.6	40.7	47.4	41.4	38.3	31.0	40.7	37.9	34.7	33.1	33.1	30.3	30.3	36.1	41.7
NOV	151.4	151.7	134.8	147.0	145.7	155.6	171.7	135.4	144.7	147.8	168.9	126.2	122.0	176.4	144.1	156.7	160.8	
DEC	71.4	69.1	62.9	69.9	73.2	65.1	79.0	60.2	62.3	74.4	68.7	58.7	69.0	73.1	63.4	57.8	74.4	80.0
JAAR	1002.1	1011.6	949.9	1076.3	1028.1	974.6	1139.4	885.1	977.1	977.6	1077.5	945.1	952.3	1057.5	878.3	958.0	1009.6	1074.4
NORM	799.6	862.0	896.6	828.4	819.1	878.6	884.6	778.6	823.9	824.9	879.1	838.0	876.4	925.2	852.8			892.4

DISTRICT 4

NR	217	221	222	223	224	226	227	228	230	233	234	235	236	238	239	240	242	249
MND	HEILOO	ENK HUI ZEN	HOORN	SCHHEL LING WOUDE	EDAM	WIJK A/ZEE	ANNA PAU LOWNA	SCHA GEN	ZAAN DIJK	ZAAN DAM H'BRG	BER GEN	CAS TRICUM	MEDEM BLIK	DE HAUKES	DEN OEVER	KREI LER OORD	PURMER END	HOOG KARS PEL
JAN	120.5	105.8	99.4	125.6	124.4	106.7	98.8	83.0		127.8	116.7	115.1	103.6	99.6	99.0	98.6	148.0	143.8
FEB	61.8	47.5	48.8	66.9	54.6	54.5	57.0	54.0		65.4	57.2	62.5	47.2	47.8	52.6	55.2	66.7	51.8
MRT	63.2	60.2	58.1	64.5	59.3	47.6	49.4	42.5		58.5	56.5	64.1	58.1	46.8	46.2	42.7	70.8	69.7
APR	26.5	12.0	14.8	22.1	27.6	16.1	17.1	22.6		24.1	21.5	18.9	14.2	18.8	18.7	22.3	26.5	19.1
MEI	37.1	56.4	35.4	39.8	45.5	25.0	29.4	23.7		41.1	29.3	39.1	41.3	29.7	33.7	32.8	48.2	33.5
JUN	35.3	42.7	31.1	29.7	35.5	36.0	34.0	36.6		33.0	31.1	33.0	29.0	36.6	41.1	36.2	39.3	30.8
JUL	100.5	88.9	87.8	93.6	84.6	48.8	100.7	93.2		81.8	87.3	69.6	77.4	102.0	92.0	94.8	86.2	77.0
AUG	143.0	159.9	156.5	128.4	155.3	150.1	136.4	148.9		152.1	121.0	150.2	153.9	134.9	126.4	132.9	182.6	175.4
SEP	148.9	131.3	138.1	148.8	125.7	145.4	153.1	113.4		144.4	158.2	164.1	108.6	122.3	83.9	110.9	142.4	123.5
OKT	32.4	35.9	46.7	39.2	37.1	29.5	37.5	32.4		33.5	30.8	33.8	37.6	36.9	33.2	38.1	49.3	42.6
NOV	149.3	137.6	164.9	149.8	152.0	129.6	140.7	134.6		162.1	113.3	134.9	136.4	131.6	119.8	122.7	156.2	146.0
DEC	66.9	62.4	73.6	72.8	70.5	65.3	59.0	41.1		81.1	63.9	62.6	59.8	56.2	61.1	57.1	72.3	69.6
JAAR	985.5	940.7	955.5	981.2	972.1	854.6	913.1	826.0		1005.1	887.2	947.9	867.1	863.2	807.7	844.3	1088.5	982.8
NORM	874.4	842.3	843.6	953.2	892.6	850.4	853.2	858.0	889.2	932.0	878.1	903.3	857.8	833.3	794.2	794.5	935.9	836.8

DISTRICT 4

NR	251	252	255	257	263	256	317	344	348	352	356	359	364	365	366	369	371
MND	WEST BEEM STER	KOL HORN	OB DAM	HOOG WOOD	ASSEN DELFT	MARK EN	MARK NESSE	TOLLE BEEK	EMMEL OORD	NA GELE	KUINRE	LEMMER BUMA	DRON TEN	SWIF TER BANT	BID DING HUIZEN	LELY STAD	ZEE WOLDE
JAN	109.6	114.6	131.5	129.1	115.8	109.9	103.7	103.7	103.7	109.3	130.6	112.0	124.5	117.2	125.0	104.3	127.5
FEB	52.0	63.2	60.5	56.9	60.7	53.8	50.6	44.6	47.0	48.3	54.5	56.6	50.7	58.0	64.8	48.2	60.3
MRT	64.0	52.9	60.9	62.6	53.7	59.5	62.3	46.7	61.6	61.0	62.3	79.8	67.3	61.1	87.5	69.0	73.3
APR	20.8	18.4	18.6	16.4	24.5	27.2	26.7	17.2	25.9	18.7	17.2	14.8	21.3	16.0	28.1	29.0	30.7
MEI	37.1	32.1	39.3	38.2	43.8	41.1	54.0	40.5	45.3	57.9	56.6	35.7	46.9	46.1	59.3	46.2	51.2
JUN	31.8	35.8	40.3	33.6	34.7	48.1	61.6	57.7	59.6	70.5	49.2	46.4	66.3	98.4	53.5	43.2	42.0
JUL	93.4	98.6	75.2	82.3	80.4	85.1	139.9	99.6	121.4	140.1	137.6	87.2	125.8	127.5	136.2	102.3	115.6
AUG	167.1	156.5	162.8	153.3	142.4	129.9	141.1	143.6	145.8	163.1	142.9	133.1	176.2	140.5	126.6	175.0	169.4
SEP	167.9	141.8	140.7	128.3	185.6	107.1	99.8	85.7	96.8	107.2	104.5	113.5	104.5	80.7	86.8	84.3	88.9
OKT	42.9	38.0	30.0	34.1	32.9	37.9	42.0	35.1	41.2	46.9	45.6	41.3	36.2	42.4	39.4	44.5	36.1
NOV	163.1	143.0	156.8	141.1	147.3	136.4	115.2	109.1	111.9	131.7	138.1	117.4	128.8	132.5	139.9	119.8	146.6
DEC	59.9	63.0	70.7	67.2	65.7	75.2	55.9	46.2	50.2	66.3	65.5	54.8	61.5	66.2	68.6	57.8	66.2
JAAR	1009.6	957.9	987.3	943.1	987.5	911.2	952.8	829.8	910.4	1021.0	1004.6	892.7	1010.0	986.6	1015.8	923.6	1007.8
NORM	878.2	846.4	891.0		893.3	840.8		800.5	859.1	854.6	893.9	816.5	874.7	833.6	850.2	848.8	896.3

DISTRICT 5

2015
NEERSLAG 8-8 UUR (MM)

NR	DISTRICT 5			DISTRICT 6														
	ZEE WOLDE SW	HARDER WIJK		STEEN WIJKS MOER	DWIN GE LOO	ZWOLLE	DENE KAMP	HOOGE VEEN	EMMEN	IJSSEL MUIDEN	RHEE ZER VEEN	HEINO	ZWEE LOO	VILS TEREEN	SCHOO NEBEEK	VROOMS HOOP	KLA ZIENA VEEN	DE DEMS VAART
JAN	107.0	97.1		119.2	144.8	128.0	91.2	120.9	125.4	133.5	134.4	135.9	128.0	125.5	141.4	125.7	129.3	136.4
FEB	49.2	57.4		43.3	64.7	54.1	39.3	50.6	53.2	53.2	55.1	50.7	55.9	51.2	46.4	46.7	50.7	57.7
MRT	62.5	57.7		62.1	61.0	64.2	74.7	69.4	68.3	73.6	75.0	74.6	65.7	66.5	70.5	72.6	69.1	79.7
APR	27.6	31.4		29.0	29.7	31.8	39.8	27.4	36.6	28.8	27.9	34.9	38.0	31.7	27.7	32.8	41.9	29.8
MEI	57.8	45.2		56.1	75.3	49.3	38.2	60.3	79.1	69.4	73.8	38.6	82.4	45.4	51.3	45.4	45.3	68.0
JUN	47.9	43.2		56.6	49.4	57.6	44.9	64.9	74.6	69.3	47.9	50.9	62.3	61.0	46.1	44.6	48.3	40.7
JUL	125.8	138.8		136.9	213.3	174.3	76.1	146.9	143.3	139.6	135.0	130.3	146.5	137.0	97.2	95.8	120.7	150.6
AUG	160.0	161.6		139.1	121.3	138.9	149.1	135.2	130.2	197.1	136.5	124.3	111.1	130.7	129.3	116.3	123.2	166.6
SEP	85.0	77.5		47.5	70.8	112.3	80.5	77.1	47.4	93.9	59.0	71.1	53.2	62.8	49.7	72.7	56.3	55.5
OKT	41.2	48.0		41.8	43.6	43.2	49.7	42.4	49.7	39.9	46.8	43.1	48.1	42.8	44.5	45.5	47.3	43.0
NOV	161.2	149.2		143.4	156.4	132.8	111.1	163.8	129.0	136.9	166.0	147.7	143.0	134.0	133.4	142.6	153.6	150.6
DEC	72.3	68.3		68.6	77.2	68.6	69.3	70.9	73.8	70.4	77.9	76.9	81.2	67.0	69.6	66.3	85.8	82.5
JAAR	997.8	975.7		943.6	1107.5	1055.1	863.9	1029.9	1010.6	1105.6	1035.3	979.0	1015.4	955.6	907.1	907.0	971.5	1061.1
NORM	845.8	830.2			913.6	846.7	797.9	878.6	869.7	855.1	827.9	801.1	841.2	854.7	769.1	815.7	777.8	858.0

NR	DISTRICT 6											DISTRICT 7					
	ROU VEEN	TUB BERGEN	RUINER WOLD	AL MELO	EN SCHEDE	HENGE LO (OV)	TWEN THE	HELLEN DOORN	WEER SELO	LET TELE	HOL TEN	OVER VEEN	ZAND VOORT	ZOE TER MEER	HEEM STEDE	LIJN DEN	HOOFD DORP
JAN	115.7	109.0	136.3	109.8	102.1	108.5	113.9	122.5	106.5	124.9	113.0	119.0	96.4	130.4	120.7	127.2	127.4
FEB	57.1	46.7	50.0	45.0	56.3	49.3	48.2	49.6	43.9	48.1	45.2	67.6	59.7	68.2	68.0	66.8	68.9
MRT	74.9	72.6	65.1	76.1	94.1	78.1	89.2	76.5	76.3	75.9	76.6	49.3	36.3	60.6	53.5	64.6	62.3
APR	31.6	42.7	19.0	39.3	58.5	45.6	48.3	42.5	32.3	37.7	39.0	17.5	14.1	22.7	19.3	18.9	19.2
MEI	43.0	43.2	44.0	43.5	31.4	37.7	32.9	58.9	49.4	65.7	51.9	44.7	37.6	46.2	40.0	46.0	46.8
JUN	44.7	57.2	46.3	55.0	62.5	57.0	64.8	69.1	54.0	67.0	76.9	28.2	19.5	37.0	28.0	26.5	27.3
JUL	164.0	92.9	151.5	112.6	88.5	84.6	100.8	106.6	86.3	104.7	106.5	72.3	60.4	113.9	113.1	99.8	80.6
AUG	182.1	149.9	166.6	128.9	147.3	115.0	151.3	110.8	129.4	110.4	117.5	146.1	141.7	167.7	158.1	141.7	155.5
SEP	100.0	84.9	63.2	67.2	87.7	90.1	85.8	92.0	82.5	79.3	68.2	145.2	126.2	133.6	155.2	157.7	154.8
OKT	37.6	45.5	38.3	49.2	47.7	45.4	54.5	46.9	48.2	44.5	43.2	37.8	31.0	35.2	32.2	36.9	28.8
NOV	149.1	129.3	114.3	116.3	104.2	116.7	129.6	122.5	118.0	104.9	104.7	154.0	132.1	165.6	162.5	165.5	176.6
DEC	80.2	72.0	74.5	66.3	60.4	67.8	73.8	69.6	68.8	70.3	64.6	71.0	53.6	78.1	70.9	72.4	73.5
JAAR	1080.0	945.9	969.3	909.2	940.9	895.8	993.1	967.5	895.6	933.4	907.3	952.7	808.6	1059.4	1021.5	1024.0	1021.7
NORM	859.9	817.3		851.1	829.4	833.5	832.7	853.3	826.8	828.6		904.3	835.2		896.8	906.4	930.9

NR	DISTRICT 7																	
	ROELOF ARENDS VEEN	BOS KOOP	GOUDA	KAT WIJK	DELFT	NU MANS DORP	BERG SCHEN HOEK	LISSE	STRIJ EN	OOST VOORNE	AALS MEER	BAREN DRECHT	N.HEL VOET	BRIEL LE	POORTU GAAL	ZEG VELD	VALKEN BURG VK	H.VAN H'LAND M'PAD
JAN	102.1	112.8	99.5	105.2	139.6	124.1	115.1	112.9	118.1	129.8	110.9	123.8	106.5	121.6	121.7	112.1	156.4	116.6
FEB	59.1	68.7	60.8	63.4	74.6	59.9	84.2	75.5	55.6	74.6	63.6	64.2	66.3	69.6	71.0	70.5	93.0	60.9
MRT	45.7	54.9	51.2	50.1	55.5	50.5	70.0	59.9	55.8	59.6	56.8	55.2	51.3	58.7	53.6	61.9	59.9	60.4
APR	17.9	18.8	20.8	16.4	19.1	16.1	28.2	18.4	20.1	17.1	18.1	16.5	12.7	16.2	13.7	18.3	24.6	16.9
MEI	36.8	42.5	44.1	35.6	42.6	58.0	39.3	47.1	56.8	34.7	45.0	51.1	45.9	45.3	46.3	43.9	41.9	27.3
JUN	29.6	41.0	37.1	29.7	58.4	44.6	39.9	29.2	33.0	34.7	27.8	37.4	46.3	37.0	39.8	37.2	36.9	28.1
JUL	97.3	92.5	93.7	86.7	104.3	105.8	99.8	88.2	121.1	102.5	96.4	86.1	76.5	86.0	99.7	97.4	94.1	119.4
AUG	123.1	161.0	174.0	131.4	156.6	171.7	151.2	157.8	211.7	156.3	133.3	151.0	136.7	145.3	133.6	137.7	163.0	148.5
SEP	115.8	134.8	121.2	110.0	152.8	126.7	131.2	148.1	109.0	148.9	154.3	115.7	142.7	125.9	135.5	106.6	149.4	134.8
OKT	32.6	34.9	35.9	30.1	31.0	38.2	37.5	39.6	39.9	33.5	31.7	37.2	25.9	28.9	32.1	28.2	33.8	30.3
NOV	133.0	139.4	113.1	156.2	153.8	118.0	164.5	179.6	116.0	149.1	163.0	116.0	121.6	136.5	113.2	120.1	187.2	144.3
DEC	65.4	71.1	71.1	66.4	71.7	64.1	108.5	73.1	67.7	72.4	68.3	65.0	59.7	72.3	73.6	57.8	88.9	62.1
JAAR	858.8	972.4	922.5	881.2	1060.0	977.7	1069.4	1029.6	1004.8	1013.2	969.4	919.2	892.1	943.3	933.8	892.5	1129.1	949.6
NORM	883.8	913.8	877.7	905.1	913.2	848.4	932.6	873.7	822.9	863.0	882.4	931.9	808.1	892.3	887.4	839.5	899.4	872.3

DISTRICT 7											DISTRICT 8						
NR	479	480	481	482	483	548	559	561	563	572	328	329	336	350	509	510	514
MND	MAAS LAND	HON SELMERS DIJK	VOOR SCHO TEN	HENDRIK IDO AM BACHT	KRIM- PEN AD LEK	LOENEN A/D VECHT	VLEU TEN	BEN SCHOP	WEESP	AB COUDE	HEERDE	WAPEN VELD	OLDE BROEK	ELBURG	DOORN	VAAS SEN	EPE
JAN	104.8	121.0	125.1	130.7	145.8	136.5	111.0	113.7	122.1	105.8	135.8	127.8	122.9	129.5	123.5	134.1	146.6
FEB	80.6	61.7	76.6	69.7	82.1	68.2	61.9	65.1	64.5	68.5	50.8	55.0	45.9	49.9	54.0	50.4	52.1
MRT	47.7	55.2	73.0	70.8	71.2	62.0	61.0	55.7	67.1	60.6	73.3	79.0	70.2	76.3	78.7	70.8	73.1
APR	13.9	18.4	27.7	17.7	18.6	23.2	22.3	21.0	22.0	23.2	24.1	41.1	29.4	30.3	31.4	29.3	37.1
MEI	32.5	35.8	50.5	67.7	49.7	49.7	46.6	42.9	47.3	43.3	52.4	54.3	44.5	40.3	72.4	57.5	50.7
JUN	23.3	22.7	37.4	42.2	42.5	35.9	33.2	34.2	37.1	31.7	68.2	61.2	83.9	75.0	56.8	69.9	86.1
JUL	92.3	106.2	108.8	113.3	117.0	108.5	94.5	119.2	128.9	120.1	88.6	149.7	161.7	148.7	145.3	120.5	110.1
AUG	144.8	157.1	176.4	177.4	171.3	138.6	143.7	166.7	137.0	155.9	136.9	151.0	148.3	113.8	157.1	153.9	164.5
SEP	135.1	149.5	147.2	122.4	109.8	111.4	84.0	82.6	113.8	136.3	114.7	104.0	132.7	108.8	113.2	92.6	104.5
OKT	27.3	32.0	36.3	42.3	33.9	31.4	31.0	32.2	32.3	35.7	41.5	41.4	40.3	38.0	44.9	40.9	41.3
NOV	137.2	159.7	179.1	117.2	129.4	172.4	130.6	110.9	141.2	146.7	147.2	165.6	172.1	136.3	128.5	128.6	137.7
DEC	59.8	84.5	82.3	69.2	95.9	83.8	69.0	72.8	76.5	58.9	69.0	74.8	75.7	62.7	73.8	80.1	78.5
JAAR	899.3	1003.8	1120.4	1040.6	1067.6	1021.6	888.8	917.0	989.8	986.7	1002.5	1104.9	1127.6	1009.6	1079.6	1028.6	1082.3
NORM			940.1	879.0	953.7	882.0	838.0	839.5	892.2	898.7	847.9	887.6	909.0	819.7	893.0	929.4	898.9

DISTRICT 8																		
NR	523	541	542	543	546	547	557	558	560	564	565	567	570	571	573	576	578	579
MND	WIJK B/DUUR STEDE	ARNHEM	PUT TEN	APRIL DOORN	WOUDEN BERG	NIJ KERK	EER BEEK	LUN TEREN	AME RONGEN	HULS HORST	VOORT HUI ZEN	KOOT WIJK	ELS FEET	HARS KAMP	BEEK BERGEN	SPA KEN BURG	OOSTER BEEK	VEE NEN DAAL
JAN	128.9	175.6	124.8	135.7	143.3	123.9	142.2	121.6	123.5	133.6	138.6	139.9	157.5	113.1	143.0	125.2	142.3	126.6
FEB	51.9	55.3	57.5	50.8	63.5	50.0	53.8	56.2	44.8	54.0	60.2	58.8	56.2	72.3	56.4	51.3	52.5	55.0
MRT	58.4	70.3	72.1	75.5	79.4	64.2	80.4	83.5	69.3	73.0	71.6	79.3	82.9	72.7	83.3	68.5	85.3	88.5
APR	37.3	32.2	28.1	30.1	27.6	24.3	26.3	33.7	23.3	29.7	17.4	29.5	30.0	24.3	23.5	21.1	33.6	27.4
MEI	50.9	61.0	38.7	50.3	43.2	43.8	64.1	41.6	50.5	49.8	42.1	55.2	57.4	44.3	53.0	49.1	67.0	60.6
JUN	31.8	45.4	59.2	63.4	48.0	40.9	57.7	67.5	50.7	55.6	60.1	60.0	84.5	51.9	70.5	39.8	57.3	55.9
JUL	141.7	75.2	121.5	130.7	94.1	137.1	109.4	89.3	127.8	152.6	120.7	92.5	143.0	117.3	120.5	125.7	163.4	130.4
AUG	157.8	89.7	142.3	121.3	151.7	140.9	144.2	153.7	160.1	102.3	159.2	160.0	141.0	135.4	138.7	148.1	123.5	146.9
SEP	110.8	84.6	84.4	71.1	99.2	76.1	72.4	85.3	87.5	89.4	70.5	74.6	93.2	73.0	76.8	86.7	93.1	82.7
OKT	49.1	43.3	41.0	42.3	41.3	39.4	40.8	36.3	45.0	42.3	40.4	41.5	43.6	36.3	44.1	42.0	37.0	42.6
NOV	120.9	139.2	137.0	142.8	139.5	130.7	137.4	133.7	111.5	131.2	151.0	131.5	146.6	122.8	136.9	132.7	124.7	116.0
DEC	106.9	72.6	74.7	85.9	89.0	69.9	83.7	81.2	99.0	64.9	96.8	83.2	80.9	81.8	87.1	69.9	88.0	92.5
JAAR	1046.4	944.4	981.3	999.9	1019.8	941.2	1012.4	983.6	993.0	978.4	1028.6	1006.0	1116.8	945.2	1033.8	960.1	1067.7	1025.1
NORM	797.1	928.2	920.7	967.4	859.8	837.8	903.3	873.3	850.8	869.2	872.5	904.4	938.7	863.7	980.6	858.8	914.2	853.8

DISTRICT 8										DISTRICT 9								
NR	580	582	583	591	593	595	596	588	645	663	666	667	669	673	674	678	679	
MND	BARNE VELD	HA MERS VELD	WAGE NINGEN PD	DEE LEN	LAREN	SOEST	EEMNES	DUI VEN	HENGE LO (GLD)	LOCHEM	WIN TERS WIJK	DOETIN CHEM	BOR CULO	GEN DRIN GEN	REKKEN	ALMEN	HERWEN	
JAN	120.5	122.2	142.8	151.4	141.0	128.9	140.6	130.4	115.1	120.6	106.0	128.9	130.2	92.6	116.4	111.3	100.7	
FEB	63.6	50.1	50.8	62.7	67.4	59.4	62.1	47.1	44.9	55.5	51.6	45.2	53.9	38.9	59.0	48.0	39.5	
MRT	74.7	68.3	87.4	94.4	78.9	72.6	77.3	77.1	72.4	79.3	68.4	70.5	76.7	66.3	84.8	73.9	70.2	
APR	21.8	31.3	24.5	27.1	25.3	26.1	25.4	31.7	37.6	30.0	31.5	28.0	36.9	32.5	41.9	26.7	31.5	
MEI	41.9	37.5	57.5	67.6	67.2	45.4	61.0	46.0	35.2	42.1	38.4	44.3	35.3	40.9	39.3	43.8	39.0	
JUN	50.6	52.7	56.3	69.9	37.5	46.7	33.1	56.5	54.9	55.7	39.8	53.8	49.7	45.5	55.8	44.8	44.2	
JUL	102.8	96.1	120.2	138.4	109.9	132.4	117.7	102.0	85.6	72.0	67.5	93.6	78.5	51.0	85.9	72.3	64.3	
AUG	146.6	157.1	159.4	138.3	152.2	144.1	172.7	147.5	156.5	135.6	185.6	202.6	164.1	187.1	193.9	132.3	151.7	
SEP	82.0	76.0	104.2	87.1	116.3	93.2	88.8	84.2	67.4	68.9	88.6	60.9	76.2	91.9	114.2	88.5	92.4	
OKT	36.2	37.4	42.5	43.9	46.0	43.3	39.9	44.0	40.3	43.4	47.0	45.4	46.6	44.2	53.1	42.8	35.8	
NOV	146.9	126.3	107.6	150.9	166.3	152.2	151.6	112.4	106.7	122.0	101.8	108.8	122.9	72.9	104.2	110.9	90.9	
DEC	92.0	75.6	82.3	93.9	69.1	74.9	79.0	74.2	65.8	73.7	68.0	73.3	69.3	57.3	71.1	71.3	59.7	
JAAR	979.6	930.6	1035.5	1125.6	1077.1	1019.2	1049.2	953.1	882.4	898.8	894.2	955.3	940.3	821.1	1019.6	866.6	819.9	
NORM	895.2	919.5	847.3	922.8	930.1			822.7	824.3	828.5	862.0	821.4	752.3	800.2	804.7	822.0		

2015
NEERSLAG 8-8 UUR (MM)

NR	DISTRICT 9							DISTRICT 10									
	680	682	683	684	686	688	689	434	465	539	549	562	569	584	589	830	835
MND	AAL TEN	MAR KELO	LICH TEN VOORDE	LIE VELDE	WOOLD	HUP SEL	DEVEN TER	GROOT AMMERS	OD AL BLAS	NIJ MEGEN	CULEM BORG	TIEL	HEU MEN	GELDER MALSEN	ZET TEN	HER WIJNEN	ANDEL
JAN	105.7	132.1	100.1	107.1	108.4	125.8	118.8	123.6	129.1	110.9	122.9	116.4	108.4	128.7	131.6	111.5	113.2
FEB	49.6	60.3	49.6	50.0	59.4	50.5	46.6	63.3	63.8	44.1	52.1	47.7	46.5	50.8	42.3	54.4	52.8
MRT	75.6	73.8	64.0	71.7	74.9	92.9	66.3	54.9	62.6	68.5	55.6	63.6	68.4	58.8	76.5	55.5	65.4
APR	28.2	45.7	30.3	33.2	33.4	32.0	31.3	23.6	21.0	37.5	24.8	29.4	41.1	26.0	29.2	30.7	30.2
MEI	53.6	36.7	37.2	44.6	56.4	36.0	65.4	49.0	55.8	49.0	52.7	45.0	38.4	62.2	52.7	63.4	57.1
JUN	44.4	59.8	35.5	45.8	46.6	54.5	65.1	32.9	38.1	38.3	34.0	47.4	34.6	38.8	38.0	34.3	33.6
JUL	61.1	75.3	81.5	81.5	86.7	98.2	103.0	100.3	111.7	85.2	101.0	108.7	70.0	103.8	113.3	89.3	98.5
AUG	185.9	122.4	166.0	188.9	203.6	183.7	122.1	136.6	153.9	139.8	150.8	120.8	174.6	171.9	153.1	206.3	227.2
SEP	88.5	69.5	88.9	120.8	80.4	118.5	79.6	73.8	83.7	88.7	92.9	77.9	91.6	92.2	91.2	89.6	83.7
OKT	45.6	47.1	46.6	50.1	50.1	54.7	41.7	33.2	36.7	43.3	43.5	40.1	46.3	41.8	33.8	41.3	44.6
NOV	90.2	128.0	93.3	128.9	97.9	107.5	99.5	119.8	122.4	89.6	101.6	93.6	101.4	98.2	97.4	102.2	100.4
DEC	73.7	87.1	67.6	78.2	73.8	76.8	66.3	73.6	76.4	62.5	76.1	68.6	64.6	69.1	68.6	76.1	65.5
JAAR	902.1	937.8	860.6	1000.8	971.6	1031.1	905.7	884.6	955.2	857.4	908.0	859.2	885.9	942.3	927.7	954.9	972.2
NORM	860.8	845.1	825.7	837.4	901.4		827.0	856.5	883.4	798.9	791.5	812.8	799.8	823.9	826.8	823.5	836.3

NR	DISTRICT 10				DISTRICT 11												
	836	840	910	917	446	447	462	471	705	733	735	736	737	738	740	741	742
MND	GORIN CHEM	NIEU WEN DIJK	AMMER ZODEN	ZALT BOMMEL	GOEDE REEDE	DEN BOMMEL	DIRKS LAND	OD DORP POLDER	BRES KENS	VLIS SINGEN	KAPEL LE	BROU WERS HAVEN	KERK WERVE	BIER VLIET	ST KRUIS	STAVE NISSE	TER NEU ZEN
JAN	129.7	116.0	102.5	118.5	124.7	137.7	109.7	100.2	113.1	113.3	107.8	97.9	107.1	115.5	113.9	103.3	91.0
FEB	60.9	53.6	49.3	54.5	83.4	69.6	81.1	67.1	63.7	57.9	68.4	66.7	66.3	58.7	61.8	76.9	60.4
MRT	64.2	67.1	51.8	59.9	58.9	54.3	51.2	50.2	38.5	42.2	55.5	47.5	49.3	48.9	37.5	48.6	39.1
APR	31.9	27.3	23.4	29.1	14.3	13.7	13.9	14.0	10.7	16.7	15.9	13.3	13.4	13.2	15.7	17.0	10.4
MEI	66.2	76.8	45.8	64.8	32.0	48.9	42.7	26.0	47.1	45.5	65.7	36.8	33.7	69.7	91.2	46.8	50.9
JUN	38.2	37.4	47.4	44.4	38.9	42.9	55.0	43.4	33.6	30.5	39.3	44.4	28.2	31.0	30.8	24.9	36.4
JUL	115.7	97.0	62.1	94.4	75.1	109.7	96.8	75.2	110.2	96.7	130.3	77.4	92.4	76.0	84.5	93.3	82.7
AUG	186.3	224.1	145.4	179.1	141.8	158.2	146.9	161.6	125.5	133.3	117.3	140.1	148.8	126.8	140.8	152.6	96.4
SEP	74.7	92.4	99.1	98.3	100.8	130.6	134.4	117.6	141.7	142.9	146.0	137.7	141.1	123.3	113.9	137.8	110.1
OKT	42.8	42.4	36.2	41.7	25.9	37.7	29.9	36.4	33.6	28.7	31.8	25.9	25.3	29.3	35.5	24.6	28.1
NOV	108.9	109.5	86.0	94.8	126.1	121.6	127.7	124.1	113.7	97.7	138.5	104.4	121.2	115.0	125.2	107.4	111.7
DEC	77.6	70.1	56.9	66.2	62.4	64.7	70.8	60.6	49.8	47.2	50.8	55.8	62.4	47.9	50.6	47.9	41.0
JAAR	997.1	1013.7	805.9	945.9	884.7	989.6	960.1	876.4	881.2	852.8	967.4	848.2	889.2	855.3	901.4	881.3	758.2
NORM	852.1	849.2	800.5	805.0	820.4	842.8	835.5	788.6	788.2		865.2	793.3	804.1	826.7	839.8	842.3	812.8

NR	DISTRICT 11																	
	743	744	746	747	749	750	751	752	754	755	756	757	758	760	761	762	763	764
MND	NOORD GOUWE	ANNA JACOBA POLDER	WEST KAPEL LE	KRAB BEN DIJKE	WILHEL MINA DORP	RIL LAND	VROU WEN POLDER	HAAM STEDE	OVE ZANDE	KORT GENE	MIDDEL BURG	THOLEN	WOL PH'RTS DIJK	'S HEE REN HOEK	PHI LIP PINE	SCHOON DIJKE	CAD ZAND	KLOOS TER ZANDE
JAN	110.4	104.8	107.7	110.3	100.3	110.8	92.8	98.5	111.1	91.9	105.9	97.9	98.0	110.8	106.8	111.8	96.8	96.1
FEB	69.0	75.5	56.8	77.7	61.5	75.5	58.3	63.5	69.3	61.8	59.8	67.9	67.2	56.5	72.5	63.3	56.3	68.5
MRT	47.0	50.9	41.2	60.4	46.5	46.9	47.0	48.4	49.4	41.9	52.3	47.1	46.6	43.7	49.3	45.9	38.7	40.5
APR	13.5	12.6	10.7	23.8	14.1	15.7	15.2	11.1	15.7	12.3	13.7	19.1	15.3	13.2	12.8	17.3	12.3	16.0
MEI	37.3	51.2	40.5	76.4	64.3	60.3	37.0	32.5	66.1	42.1	47.9	67.8	48.8	61.1	48.7	50.2	36.9	66.9
JUN	53.6	21.8	32.0	34.9	30.4	27.1	48.6	58.1	35.6	21.8	32.2	22.7	30.0	29.2	35.8	41.6	39.6	27.1
JUL	114.3	103.4	85.3	80.0	102.4	64.9	78.3	87.3	84.6	97.5	116.4	81.8	112.4	111.5	77.2	103.8	92.7	67.9
AUG	146.3	179.5	138.9	108.4	151.3	77.7	135.6	150.7	131.4	159.3	137.8	174.6	160.5	131.5	113.5	152.5	121.9	87.8
SEP	131.2	102.4	123.1	128.8	148.4	103.4	158.8	189.1	124.5	121.0	169.0	118.5	162.8	141.3	121.6	153.9	139.0	109.2
OKT	29.0	25.3	38.8	27.4	29.8	32.5	34.3	36.6	25.5	27.9	35.0	28.7	29.7	28.0	28.1	34.5	39.0	26.3
NOV	107.4	118.1	127.4	147.4	116.5	124.1	108.2	129.0	130.8	110.6	124.6	103.5	129.6	118.6	139.1	122.0	112.4	117.1
DEC	59.9	56.3	61.8	58.4	56.1	49.9	53.1	72.0	45.4	52.3	51.8	43.5	58.7	45.9	47.7	52.4	49.6	45.7
JAAR	918.9	901.8	864.2	933.9	921.6	788.8	867.6	977.1	889.4	840.4	946.4	873.1	959.6	891.3	853.1	949.2	835.2	769.1
NORM	761.9	835.3	784.4	843.7	858.7	816.7	836.3	804.8	849.8	812.0	804.6	837.8	842.2	845.8	819.1	834.9	825.3	867.9

NR	DISTRICT 11			DISTRICT 12								DISTRICT 13					
	767	770		828	829	832	833	834	837	838	839	841	827	831	843	844	892
MND	KA PELLE BRUG	WEST DORPE		OUDEN BOSCH	ZUN DERT	BERGEN O/ZOOM	OOS TER HOUT	CHAAM	STEEN BERGEN	GINNE KEN	HOOGER HEIDE	KLUN DERT	TIL BURG	ES BEEK	GILZE RIJEN	CA PELLE	GIERS BER GEN
JAN	117.0	99.3		106.2	117.6	103.3	136.6	118.6	101.2	125.5	103.9	114.7	114.4	100.8	120.1	99.2	94.2
FEB	72.1	62.6		63.5	48.8	69.0	66.0	43.0	63.5	53.3	60.3	62.8	46.2	43.6	51.4	46.1	44.0
MRT	54.6	47.1		57.1	59.1	52.5	68.1	66.7	50.9	57.4	40.6	62.5	72.3	63.7	70.7	60.5	53.9
APR	16.1	12.6		20.0	19.1	19.1	23.8	20.0	21.8	19.1	14.4	24.2	29.7	20.7	25.9	21.2	22.7
MEI	50.9	58.0		54.4	44.2	76.3	62.3	44.5	63.4	46.8	49.1	63.5	44.2	36.7	45.2	46.9	42.8
JUN	46.8	27.0		47.0	33.8	29.0	48.8	52.2	42.1	52.8	26.9	34.8	68.6	39.0	64.7	38.9	73.2
JUL	76.5	54.4		82.4	89.2	76.0	90.7	69.5	79.7	83.9	64.5	79.0	82.4	73.4	66.9	62.0	56.2
AUG	124.7	108.1		149.3	106.4	149.8	129.0	108.7	184.4	110.7	87.0	172.7	125.4	106.8	113.6	132.8	140.8
SEP	123.7	83.6		108.5	110.8	94.3	109.3	117.7	129.6	103.3	127.0	96.3	132.7	120.6	124.6	72.0	101.6
OKT	38.8	37.9		34.5	36.9	26.4	43.8	33.7	36.4	34.6	29.6	40.7	39.4	41.5	36.8	38.0	42.3
NOV	109.1	105.0		109.8	98.4	105.6	118.4	89.2	106.7	95.4	109.4	106.1	93.5	82.0	96.2	88.5	122.0
DEC	57.6	48.2		58.8	59.6	48.9	81.2	58.8	48.9	63.0	46.4	66.8	64.9	62.3	67.5	54.8	74.4
JAAR	887.9	743.8		891.5	823.9	850.2	978.0	822.9	928.6	845.8	759.1	924.1	913.7	791.1	883.6	761.1	868.4
NORM	848.1	815.9		850.9	866.5	812.4	856.3	823.4	868.2	860.6	838.4	854.9	852.6	859.8	852.1	793.2	

DISTRICT 13

NR	896	899	901	903	904	905	906	907	908	909	911	912	914	915	918	919	920	926
	HEL MOND	GEMERT	NU LAND	MEGEN	SOME REN	ST ANTHO NIS	OIR SCHOT	BOX TEL	DEURNE	MILL	DIN THER	LEENDE	OSS	EERSEL	MAAR HEEZE	EIND HOVEN VB	VOLKEL	WAAALRE
JAN	77.8	101.9	132.1	113.2	90.2	97.2	106.9	100.1	80.5	95.6	99.1	103.3	109.5	109.3	96.8	97.2	99.4	103.3
FEB	37.7	52.3	47.9	42.7	40.9	47.9	56.8	46.1	47.2	45.8	49.1	53.4	48.6	53.7	47.6	51.3	45.9	53.3
MRT	52.2	67.5	80.6	68.8	60.2	64.0	67.6	65.2	56.8	76.7	69.1	69.9	59.7	68.7	59.7	68.4	67.2	69.7
APR	17.7	29.3	27.3	32.9	24.1	28.2	19.3	29.1	26.7	32.1	38.4	22.4	26.4	20.3	33.0	20.0	34.4	21.9
MEI	42.0	52.1	45.0	52.1	48.8	51.9	31.2	42.2	42.1	35.5	45.7	56.4	45.7	49.6	44.0	39.6	46.2	49.1
JUN	44.7	52.5	39.9	47.9	49.9	49.2	46.9	60.7	38.1	47.6	40.5	63.6	39.6	43.6	43.6	43.9	45.1	56.0
JUL	45.5	59.7	105.9	94.3	62.5	72.2	61.2	87.4	61.8	84.8	81.8	41.8	58.6	51.1	61.2	70.2	74.1	66.0
AUG	82.5	93.8	150.0	179.9	96.3	146.2	115.9	118.2	92.2	132.7	136.2	88.4	138.4	81.6	89.2	111.3	109.3	90.2
SEP	92.5	97.7	90.9	89.0	67.7	132.2	104.1	85.0	79.3	102.0	102.2	89.1	83.9	107.0	77.8	88.4	116.3	92.9
OKT	41.0	41.8	39.6	39.0	35.7	41.6	37.0	36.8	37.8	42.4	36.7	38.1	35.2	40.5	38.2	38.9	40.0	35.7
NOV	78.9	82.2	93.6	103.4	69.5	101.1	80.3	86.4	66.1	95.4	101.1	82.8	79.4	91.9	75.3	75.6	112.8	84.6
DEC	66.9	66.1	72.1	61.6	69.4	62.9	55.4	59.3	63.5	66.2	60.4	88.4	59.0	68.5	74.1	65.7	59.6	75.3
JAAR	679.8	796.9	924.9	924.8	715.2	894.7	782.8	816.5	692.1	856.8	860.3	797.6	784.0	785.8	740.6	770.7	850.3	798.0
NORM	814.4	778.2	837.7	816.3	773.7	804.2	798.6	810.5	770.0	822.4	795.5	804.6	763.1	804.5	745.0	787.1	813.4	

DISTRICT 14

NR	883	897	913	921	922	923	961	964	967	970	983	DISTRICT 15					
	SEVE NUM	VENLO	IJSSEL STEYN	VENRAY	SIEBEN GE WALD	ARCEN	ROER MOND	WEERT	HEI BLOEM	STRAMP ROY	KESSEL EIK	UBACHS BERG	VAL KEN BURG	SCHAES BERG	SCHIN NEN	VAALS	STEIN
JAN	94.1	111.9	82.8	78.0	104.9	93.4	92.6	95.4	96.2	102.6	89.8	92.3	103.3	96.5	110.2	125.0	107.4
FEB	41.5	45.6	45.7	39.8	43.8	46.6	42.2	45.4	41.6	40.4	39.7	44.2	54.4	51.0	44.0	64.5	49.5
MRT	57.3	71.1	55.3	53.5	74.4	59.9	53.2	61.4	63.5	51.0	56.1	57.8	61.8	76.6	63.3	69.2	70.9
APR	28.3	31.4	32.9	26.3	25.5	24.7	30.5	31.7	26.8	27.4	28.9	50.7	59.3	43.7	45.2	47.3	57.8
MEI	38.8	27.5	45.2	42.5	40.8	39.8	46.5	35.9	39.2	40.5	40.6	47.8	56.3	43.4	36.5	46.2	36.5
JUN	36.9	37.5	54.0	47.4	61.4	40.0	46.8	65.6	44.7	49.1	38.2	60.9	63.3	61.5	49.1	68.3	46.1
JUL	59.2	53.8	67.4	45.9	70.5	55.3	54.0	47.3	39.2	42.9	49.0	59.3	71.5	58.5	66.6	80.1	56.0
AUG	137.5	130.9	117.3	154.4	136.6	136.6	120.0	105.0	125.4	114.6	146.4	127.1	129.9	90.7	149.9	108.4	130.3
SEP	80.4	63.8	69.3	73.5	89.2	81.6	72.1	60.4	60.6	53.7	73.7	77.2	75.4	64.1	77.2	105.0	72.2
OKT	38.3	49.6	46.4	45.3	41.9	41.8	45.1	35.9	41.8	35.9	42.0	47.6	45.5	45.9	47.5	47.2	42.1
NOV	67.9	82.6	84.3	83.4	90.2	93.5	60.0	77.1	74.8	69.5	68.1	95.7	87.2	87.6	98.2	136.1	101.2
DEC	67.4	90.2	62.3	65.9	59.9	68.1	72.6	72.9	79.2	80.4	69.2	89.8	99.2	88.1	92.7	139.1	84.6
JAAR	747.6	796.1	762.9	755.9	839.1	781.3	735.6	734.0	733.0	708.0	741.7	850.4	907.1	807.8	880.4	1036.4	854.6
NORM	777.2	804.9	775.6	766.3			742.5	772.0	756.3	751.0		837.4	891.8	821.4	865.5	950.6	820.5

2015
NEERSLAG 8-8 UUR (MM)

DISTRICT 15

NR	971	973	974	979	980	981	982
MND	NOOR BEEK	BEEK	BUCH TEN	ECHT	EPEN	OOST- MAAR LAND	SCHIN VELD
JAN	109.2	104.9	96.9	78.6	110.3	111.5	82.0
FEB	49.8	38.7	39.7	34.5	57.8	44.6	33.0
MRT	47.5	56.5	62.9	61.3	50.9	54.5	59.7
APR	47.2	44.9	42.2	32.8	43.6	39.8	33.5
MEI	54.4	32.8	39.3	43.2	47.1	47.5	27.5
JUN	55.7	43.8	50.1	83.6	61.8	51.9	42.7
JUL	86.7	54.9	48.6	48.0	74.6	48.9	46.9
AUG	114.3	137.4	160.6	117.0	111.6	112.0	101.1
SEP	85.7	72.3	67.6	76.3	99.5	66.1	56.1
OKT	46.6	42.8	44.0	35.2	44.2	42.5	41.7
NOV	87.2	87.9	80.6	75.8	105.5	81.0	79.4
DEC	80.0	88.6	73.8	67.5	92.9	86.4	75.0
JAAR	864.3	805.5	806.3	753.8	899.8	786.7	678.6
NORM	848.5	794.3	770.3	723.2	909.5	768.3	

NR	270	277	286	249	269	279	215	240	275	290	344	356	283	319	350	370	375	377	391
MND	LEEU WARDEN	LAU WERS OOG	NIEUW BEERTA	BERK HOUT	LELY STAD	HOOGE VEEN	VOOR SCHO TEN	SCHIP HOL	DEE LEN	TWEN THE	R'DAM	HER WIJNEN	HUP SEL	WEST DORPE	GILZE RIJEN	EIND HOVEN	VOLKEL	ELL	ARCEN
JAN	8.3	8.1	8.2	8.7	7.4	8.0	8.6	9.0	7.2	7.2	8.9	7.9	8.0	10.2	8.5	8.5	8.0	9.5	7.9
FEB	16.6	17.1	18.0	17.3	17.3	16.6	18.0	19.5	16.5	15.9	18.4	18.4	16.4	18.8	18.3	17.5	16.6	17.7	17.0
MRT	36.6	37.1	37.0	36.0	35.2	36.6	36.8	38.0	35.5	35.3	37.6	36.6	35.8	37.1	36.9	36.0	34.0	35.4	33.9
APR	64.9	68.4	68.8	67.9	67.5	66.2	69.6	70.0	68.7	71.2	70.7	72.0	72.0	74.9	73.5	75.1	73.4	73.5	72.3
MEI	80.2	83.0	77.0	87.8	84.6	77.5	93.8	91.7	80.4	81.8	90.9	88.4	85.8	90.0	89.2	89.4	87.0	91.8	85.2
JUN	95.3	98.8	96.3	100.6	100.1	95.1	105.0	102.5	99.7	98.5	103.9	105.2	99.2	110.4	108.6	109.5	105.3	111.6	107.3
JUL	97.8	97.4	98.1	105.9	99.4	102.7	105.5	104.7	100.7	101.6	103.2	101.4	101.0	97.5	100.3	103.4	102.7	100.8	103.6
AUG	89.1	88.3	85.6	87.5	86.6	88.0	87.0	91.4	89.7	87.6	90.0	90.9	88.7	90.5	92.1	93.2	90.3	90.4	90.5
SEP	49.8	51.5	48.0	50.5	50.0	49.5	50.4	51.1	47.7	49.8	51.0	51.6	48.7	52.0	53.7	51.7	50.8	50.1	50.5
OKT	26.5	26.5	25.3	27.8	27.6	25.5	29.4	30.1	27.6	26.4	29.8	28.3	26.7	28.6	29.1	28.3	27.6	26.7	27.5
NOV	11.2	10.6	11.6	12.0	11.0	11.7	12.1	12.4	12.0	12.5	12.7	12.6	12.8	13.8	13.6	13.4	12.8	14.3	13.8
DEC	8.3	7.6	8.0	8.9	8.0	8.8	8.6	8.8	8.8	9.1	9.4	10.0	9.4	10.4	10.5	10.8	10.3	11.1	10.5
JAAR	584.6	594.4	581.9	610.9	594.7	586.2	624.8	629.2	594.5	596.9	626.5	623.3	604.5	634.2	634.3	636.8	618.8	632.9	620.0

REFERENTIE
GEWASVERDAMPING (MM)DOORLOPEND POTENTIEEL
NEERSLAGOVERSCHOT (MM)

AANTAL SNEEUWDEKDAGEN

NR	235	280	260	310	380	NR	235	280	260	310	380	NR	025	161	550	733	973
MND	DE KOOY	DE EELDE	VLIS BILT	SINGEN	BEEK	MND	DE KOOY	DE EELDE	VLIS BILT	SINGEN	BEEK	MND	DE KOOY	EELDE	DE BILT	RIT THEM	BEEK
JAN	9.4	7.5	8.0	11.0	8.4	JAN						JAN	.	4	3	.	4
FEB	18.1	16.4	17.5	19.5	17.6	FEB						FEB	.	2	3	.	1
MRT	37.8	35.2	36.2	39.4	36.7	MRT						MRT
APR	69.2	63.8	70.3	76.1	72.9	APR	-50	-35	-49	-65	-32	APR					
MEI	94.4	74.6	85.7	94.8	90.8	MEI	-107	-40	-89	-113	-87	MEI					
JUN	102.2	92.1	100.6	113.6	109.7	JUN	-184	-87	-157	-206	-154	JUN					
JUL	105.5	98.2	100.7	102.1	102.0	JUL	-198	-54	-166	-204	-211	JUL					
AUG	90.3	86.6	90.9	93.3	93.6	AUG	-158	-24	-142	-154	-182	AUG					
SEP	53.5	48.2	49.4	55.9	49.0	SEP	-74	-14	-103	-73	-165	SEP					
OKT	29.0	25.2	29.2	31.7	26.5	OKT	-71	-10	-100	-75	-149	OKT					
NOV	11.2	10.9	11.7	13.9	14.8	NOV						NOV
DEC	8.6	8.2	8.9	10.1	11.4	DEC						DEC
JAAR	629.2	566.9	609.1	661.4	633.4	JAAR						JAAR					

SNEEUWDEK DAG IS EEN DAG WAAROP
EEN SNEEUWDEK IS GECONSTATEERD OM 08.00 UUR

NEERSLAGGEMIDDELDEN PER DISTRICT (MM)

	D1	D2	D3	D4	D5	D6	D7	D8
JAAR	873.8	956.0	992.1	936.7	960.0	976.4	977.7	1023.0
NORM	834.8	853.7	849.1	869.6	849.6	836.5	885.3	889.8
	D9	D10	D11	D12	D13	D14	D15	LAND
JAAR	921.2	922.1	883.6	869.3	812.6	757.7	840.9	930.1
NORM	829.0	825.7	825.2	848.0	804.6	768.2	833.4	846.6

HOOGSTE JAARSOM

MM TE

LAAGSTE JAARSOM

MM TE

HOOGSTE MAANDSOM

MM IN

TE
TE
TE

LAAGSTE MAANDSOM

MM IN

TE
TE
TE

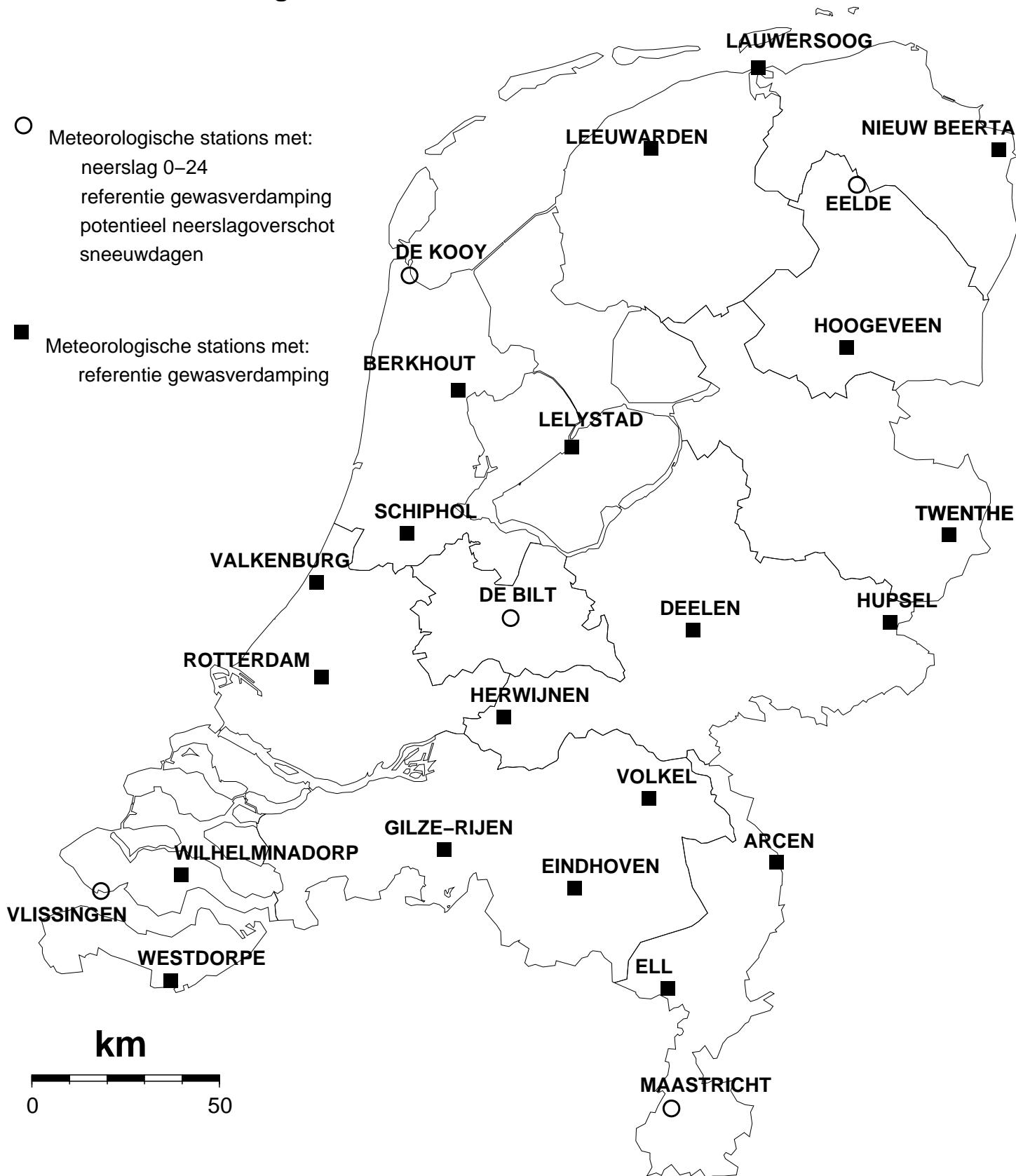
NORMALEN: K 1981-2010

HOOGSTE DAGSOM

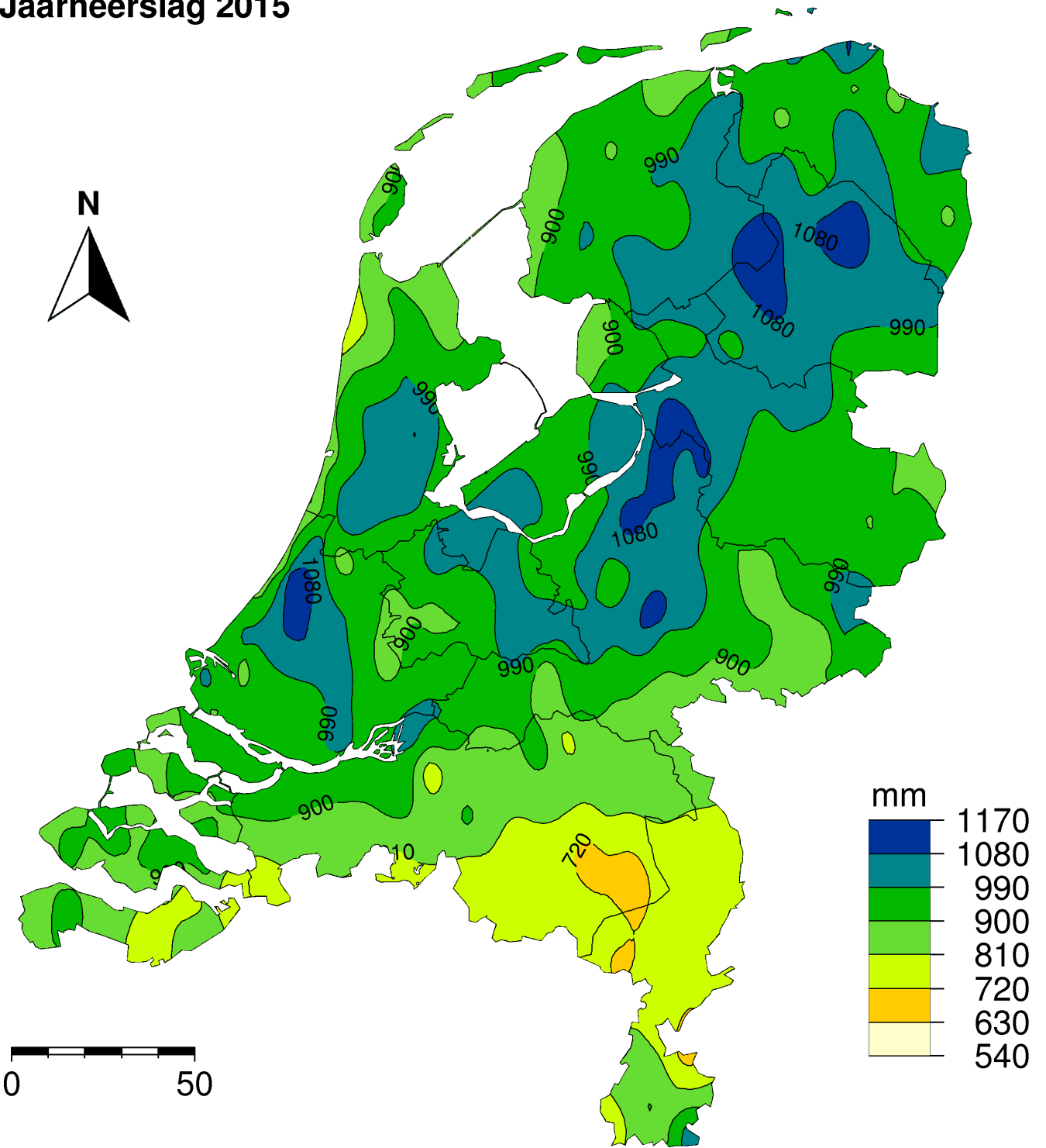
MM OP

TE
TE
TE

Kaart met meteorologische stations



Jaarneerslag 2015





Dit rapport is een uitgave van:

Koninklijk Nederlands Meteorologisch Instituut
Postbus 201 | 3730 AE De Bilt
www.knmi.nl | klimaatdesk@knmi.nl