



Koninklijk Nederlands
Meteorologisch Instituut
Ministerie van Infrastructuur en Milieu

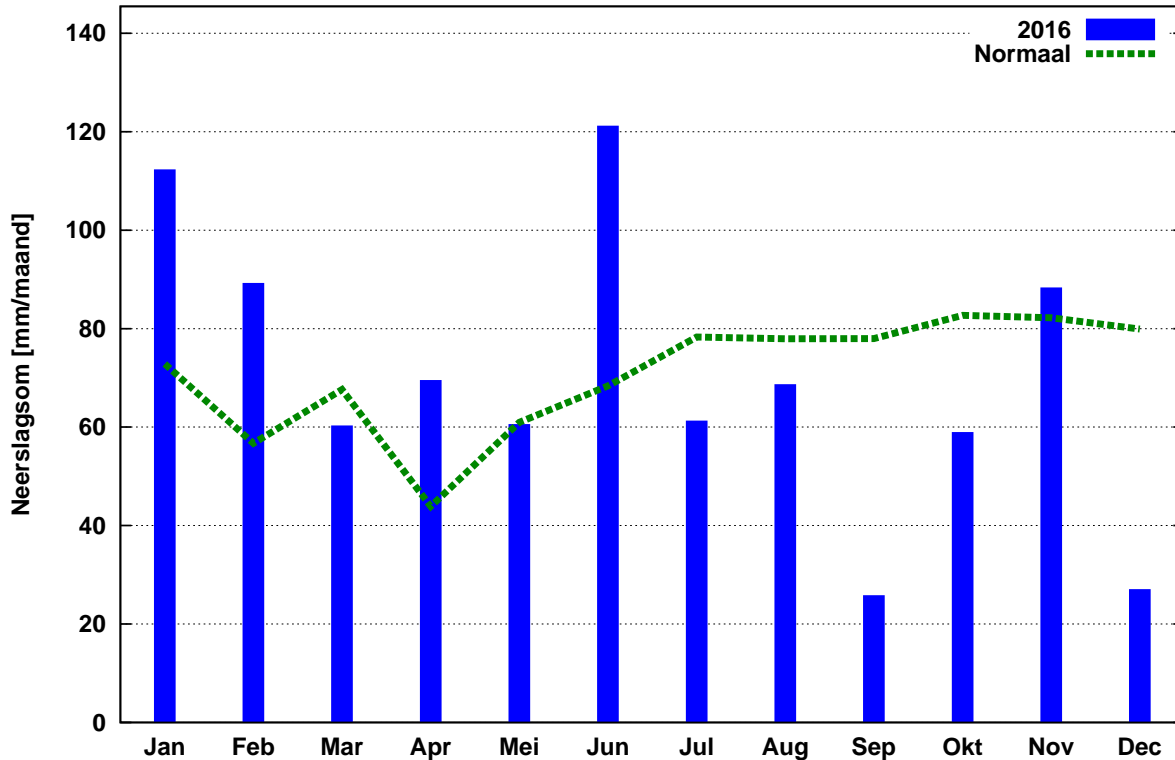
Jaaroverzicht neerslag en verdamping in Nederland

2016



Landelijk gemiddelde maandelijkse neerslagsom in 2016 (gebaseerd op 320 stations)

Jaarsom: 843.6 mm Normaal: 849.4 mm



In het Jaaroverzicht neerslag en verdamping in Nederland (JONV) zijn maandelijkse en jaarlijkse gegevens van neerslag, verdamping, potentieel neerslagoverschot en sneeuwdagen opgenomen. De metingen worden verricht op ca. 325 KNMI-neerslagstations en 25 KNMI meteorologische stations, alwaar uit metingen van temperatuur en straling de referentie-gewasverdamping wordt berekend. Het JONV is ruim 75 jaar uitgegeven als KNMI-periodiek en wordt sinds 2009 verspreid via internet (<http://www.knmi.nl/nederland-nu/klimatologie/gegevens/monv>).

KNMI
Postbus 201
3730 AE De Bilt
e-mail: Klimaatdesk@knmi.nl

2016
NEERSLAG 8-8 UUR (MM)

DISTRICT 1														DISTRICT 2			
NR	10	11	12	15	16	17	18	19	21	22	24	25	26	61	64	65	66
MND	HOL LUM	W.TER SCHEL LING	SCHIER MONNIK OOG	OOST VLIË LAND	PETTEN	DEN BURG	NES AME LAND	DE COCKS DORP	CAL LANTS OOG	DE KOOG	VLIË LAND	DE KOOY	FOR MERUM	SKRINS	SNEEK	MAK KUM	HAR LINGEN
JAN	87.1	82.1	83.4	98.3	94.9	86.9	78.2	92.9	103.4	95.9	82.7	104.1	85.4	87.0	110.9	89.3	81.6
FEB	52.7	51.8	53.2	72.5	58.5	59.6	56.9	54.3	49.0	64.8	47.3	58.5	56.5	57.9	67.3	66.2	58.5
MRT	59.3	49.0	50.1	56.2	48.9	54.6	59.3	55.7	51.2	55.2	48.7	54.5	58.9	58.7	67.2	57.9	49.8
APR	50.6	63.0	86.7	70.3	38.9	51.9	64.8	55.7	50.0	53.6	49.1	54.2	59.0	63.2	57.6	44.9	48.9
MEI	42.0	51.7	18.1	58.2	38.3	41.2	40.0	51.1	43.0	37.2	45.9	54.1	40.9	43.3	47.5	49.9	39.8
JUN	128.4	66.1	83.0	73.5	72.1	78.5	109.6	76.8	73.8	65.5	59.3	88.9	70.1	109.4	105.5	76.3	100.1
JUL	60.7	26.8	106.0	28.0	55.5	46.2	61.5	34.9	49.3	32.9	24.1	47.7	23.1	47.4	69.0	69.6	78.4
AUG	75.1	55.6	77.6	63.5	64.4	55.9	81.1	52.1	61.5	53.2	57.8	68.6	56.8	60.6	91.6	74.6	71.6
SEP	34.7	43.5	36.8	40.1	31.4	35.4	66.1	39.0	32.4	26.8	34.4	30.6	40.1	24.1	26.5	24.6	24.7
OKT	118.3	117.5	69.0	137.5	110.7	122.1	99.7	117.9	112.7	115.9	133.1	125.1	132.6	53.7	75.9	64.8	73.5
NOV	113.8	110.7	70.8	105.4	104.8	109.1	87.3	108.6	115.8	109.5	107.3	118.7	104.9	73.0	72.3	81.0	73.9
DEC	45.1	33.0	31.0	40.3	20.1	30.0	44.0	35.7	23.8	29.9	40.3	26.4	37.4	32.0	31.5	34.0	34.2
JAAR	867.8	750.8	765.7	843.8	738.5	771.4	848.5	774.7	765.9	740.4	730.0	831.4	765.7	710.3	822.8	733.1	735.0
NORM	848.0	843.9	820.7	841.9	807.7	825.5	881.7	849.7	849.8	832.8	811.6	815.6	849.3		842.4	798.5	796.3

DISTRICT 2

NR	67	68	69	70	73	75	76	77	78	79	80	81	82	84	85	86	87	89
MND	DOK KUM	ST ANNA PAR.	APPEL SCHA	OUDE MIRDUM	DRACH TEN	OLDE HOLT FADE	KORN WERDER ZAND	KOLLUM	HER BAYUM	HEEG	STA VOREN	JOURE	GORRE DIJK	EZUMA ZIJL	LEEU WARDEN	NIJ BEETS	BER GUMER DAM	AK KRUM
JAN	89.2	93.4	120.5	108.6	109.7	110.9	107.1	93.5	88.5	105.0	92.3	109.4	98.0	90.3	81.6	100.2	88.7	107.2
FEB	68.2	65.8	89.3	67.1	78.8	90.3	68.8	70.7	67.7	71.1	58.7	75.3	70.8	76.5	59.2	59.4	66.4	53.7
MRT	52.1	66.0	59.4	75.5	61.7	73.1	59.4	48.8	52.7	65.0	63.5	68.4	69.6	50.8	62.9	65.6	58.3	63.0
APR	70.9	56.3	79.2	75.3	105.0	104.0	56.5	77.3	58.6	64.5	63.2	66.3	68.4	74.5	56.0	88.1	72.7	60.5
MEI	31.2	37.7	47.0	35.0	39.3	42.3	50.9	39.8	47.3	53.3	36.3	46.3	37.7	40.9	34.5	40.4	35.4	29.5
JUN	79.9	101.9	97.1	95.1	168.7	122.4	90.3	94.2	95.1	141.3	84.6	112.5	103.6	98.8	83.8	129.9	155.6	101.0
JUL	50.2	73.6	90.2	98.1	97.1	87.4	61.4	93.2	64.0	92.5	47.6	91.4	76.7	63.4	75.0	83.7	72.2	69.5
AUG	57.1	73.9	62.6	88.1	60.8	59.5	81.3	78.3	81.4	84.2	67.3	68.7	60.0	67.3	76.0	78.0	67.4	74.5
SEP	52.1	36.4	41.1	27.0	45.0	51.5	37.0	49.7	30.4	29.4	20.7	28.1	32.8	46.8	25.1	30.5	30.4	28.2
OKT	58.8	65.2	50.8	57.3	47.9	39.4	97.8	63.4	71.1	70.7	61.4	59.3	42.7	56.6	56.8	41.4	48.1	59.9
NOV	76.9	89.0	57.6	69.3	52.4	56.0	84.3	66.1	75.6	54.7	68.2	53.6	53.6	61.5	70.4	48.6	61.4	61.2
DEC	37.2	42.4	40.0	26.8	44.7	30.9	39.5	53.4	36.2	32.1	27.2	30.2	36.2	41.3	32.9	33.8	42.6	28.8
JAAR	723.8	801.6	834.8	823.2	911.1	867.7	834.3	828.4	768.6	863.8	691.0	809.5	750.1	768.7	714.2	799.6	799.2	737.0
NORM	882.1	885.9	912.8	841.5	902.8	882.9	783.5	899.1	833.9	861.6	779.1	847.4	888.5	890.1	871.7	854.4	862.0	

DISTRICT 2

DISTRICT 3

NR	90	91	166	171	326	338	353	134	135	136	139	140	141	142	143	144	145
MND	EERNE WOUDE	TER NAARD	MARUM	AN JUM	FREDE RIKS OORD	GIET HOORN	BLOK ZIJL	MIDDEL STUM	WOL TER SUM	EZIN GE	GRO NINGEN	ASSEN	DELFT ZIJL	WARF FUM	FINS TER WOLDE	TER APEL	ZOUT KAMP
JAN	106.0	73.0	94.0	81.7	119.7	96.5	101.2	76.2	76.2	75.6	89.2	111.2	76.3	107.4	90.0	90.9	100.4
FEB	68.0	58.7	82.7	66.8	90.5	75.2	80.2	77.6	73.7	66.3	75.5	86.5	77.5	89.1	90.9	121.5	78.6
MRT	71.0	52.9	59.6	48.5	76.5	62.9	73.1	54.9	42.5	52.2	44.8	51.1	48.7	51.9	48.2	63.0	62.9
APR	69.0	72.4	88.7	83.4	87.6	74.6	97.5	82.3	92.8	82.6	74.3	78.9	85.8	101.8	77.4	56.6	80.8
MEI	36.0	34.1	41.5	27.9	44.6	49.2	51.0	34.5	56.1	37.3	47.2	50.9	46.9	39.8	40.5	42.8	52.4
JUN	109.5	83.7	111.7	77.0	64.7	83.0	102.3	73.4	107.4	87.4	94.0	118.7	93.6	94.3	98.1	83.8	82.4
JUL	64.3	65.5	69.5	56.0	72.7	83.1	109.8	66.9	63.2	59.1	71.3	89.8	82.6	93.2	72.3	103.9	78.7
AUG	65.5	51.1	60.0	63.1	76.8	81.0	62.1	72.6	86.8	79.0	75.8	88.6	67.5	93.5	113.7	67.4	72.6
SEP	26.5	40.9	37.4	30.7	42.0	27.6	33.4	31.5	38.0	43.1	34.0	33.3	35.9	27.6	40.9	19.0	31.8
OKT	52.7	64.9	43.6	72.0	41.9	41.3	37.3	53.0	50.4	43.2	46.1	43.5	50.6	53.3	46.1	39.4	59.1
NOV	58.7	63.0	53.2	59.5	50.2	60.1	58.8	49.6	63.8	40.3	46.0	48.9	51.2	55.2	83.9	44.7	66.3
DEC	39.0	37.7	40.0	40.4	26.0	24.3	26.3	29.8	39.1	33.1	38.7	38.2	27.6	33.7	36.0	32.7	38.7
JAAR	766.2	697.9	781.9	707.0	793.2	758.8	833.0	702.3	790.0	699.2	736.9	839.6	744.2	840.8	838.0	765.7	804.7
NORM	839.9	841.7	894.9		848.1	851.0	858.3	830.7			882.7	871.2	815.1	880.6	798.6	804.1	850.8

DISTRICT 3

NR	147	148	150	151	152	154	155	156	158	159	160	161	162	163	164	172	323	337
MND	VEEN DAM	SAPPE MEER	UIT HUI ZEN	ROODE SCHOOL	GIETER VEEN	EENRUM	EEXT	VLAGT WEDDE	ONNEN	NIEUW BUINEN	VEEN HUI ZEN	EELDE	NIE KERK	RODEN	ZEE RIJF	NIEUW OLDA	LAAG HA LEN	SCHOON LOO
JAN	89.8	112.8	87.8	102.1	98.6	85.5	113.6	77.6	108.9	88.8	92.6	93.3	89.5	97.4	72.0	80.0	99.9	109.0
FEB	88.8	91.9	99.4	94.9	95.4	91.5	118.3	98.0	85.9	101.5	84.9	80.2	85.1	92.5	74.0	93.1	102.5	116.5
MRT	48.7	54.8	44.2	52.0	51.0	48.5	58.2	46.8	57.7	59.2	58.1	53.1	46.1	54.8	50.7	45.6	57.1	69.7
APR	73.6	76.3	91.3	89.8	73.8	107.3	75.2	75.3	78.9	72.8	89.0	78.7	85.0	80.2	81.6	77.0	89.4	90.6
MEI	39.5	39.1	32.6	40.8	38.1	40.4	50.9	47.1	40.3	45.8	38.2	45.1	36.3	58.9	42.8	43.9	35.9	37.3
JUN	68.0	58.0	98.1	90.1	61.9	76.8	81.5	112.2	72.4	90.3	107.6	73.4	89.1	109.4	139.2	103.2	67.5	96.7
JUL	83.0	90.4	90.5	76.1	109.9	91.3	89.9	96.9	119.4	117.3	92.4	84.6	68.7	58.1	71.5	59.3	79.3	85.6
AUG	67.4	87.9	84.1	91.3	81.9	80.8	82.6	68.6	63.1	71.9	90.2	60.3	47.0	65.4	85.0	98.0	68.0	78.6
SEP	29.1	39.4	31.7	33.8	25.3	26.1	32.6	26.6	44.5	26.1	42.7	35.7	37.0	35.7	36.3	37.6	28.7	31.8
OKT	44.6	46.6	52.0	62.6	45.5	52.6	49.3	41.6	43.8	31.7	47.4	44.4	36.2	65.1	54.1	45.1	47.3	43.0
NOV	54.9	50.8	54.8	52.5	53.6	50.4	52.3	57.6	53.2	54.2	52.8	48.2	41.8	57.1	53.1	55.4	53.0	56.9
DEC	38.4	40.7	29.5	35.2	37.5	34.7	37.5	31.8	45.3	36.2	38.0	38.8	39.5	43.4	28.1	33.7	42.6	42.8
JAAR	725.8	788.7	796.0	821.2	772.5	785.9	841.9	780.1	813.4	795.8	833.9	735.8	701.3	818.0	788.4	771.9	771.2	858.5
NORM	801.6	864.2	898.7	830.3	821.2	880.7	886.9	780.5	826.0	827.0	881.4	840.1	878.5	927.6	854.8			894.8

DISTRICT 4

NR	217	221	222	223	224	226	227	228	230	233	234	235	236	238	239	240	242	249
MND	HEILOO	ENK HUI ZEN	HOORN	SCHEL LING WOUDE	EDAM	WIJK A/ZEE	ANNA PAU LOWNA	SCHA GEN	ZAAN DIJK	ZAAN DAM H'BRG	BER GEN	CAS TRICUM	MEDEM BLIK	DE HAUKE	DEN OEVER	KREI LER OORD	PURMER END	HOOG KARS PEL
JAN	99.2	98.1	116.8	135.9	115.5	123.4	91.8	86.1		139.5	111.1	124.9	95.4	87.8	77.3	95.8	124.0	136.5
FEB	58.6	65.5	65.6	87.0	71.6	66.5	47.7	61.3		89.2	49.6	59.4	65.5	57.7	60.6	63.9	68.5	66.7
MRT	73.9	68.0	81.4	77.3	80.0	55.6	52.8	44.9		82.2	66.8	65.4	64.7	49.0	46.8	53.0	81.9	76.6
APR	72.5	57.7	68.9	85.7	79.6	60.4	50.3	47.9		77.3	55.6	68.8	67.9	52.7	57.1	59.7	80.1	73.4
MEI	58.2	53.8	50.0	57.3	54.7	41.6	47.4	55.3		47.9	50.0	42.9	53.9	57.6	49.0	44.0	54.8	47.5
JUN	70.7	81.8	82.8	103.9	101.0	75.1	77.5	66.1		124.5	74.8	78.2	67.5	91.2	93.6	77.3	100.2	87.7
JUL	62.3	71.6	57.8	44.9	45.3	42.8	56.0	69.4		37.6	61.4	58.5	72.2	58.0	61.9	61.8	57.2	60.9
AUG	74.2	75.0	75.2	80.7	75.9	108.6	73.9	67.3		90.6	62.4	83.2	80.4	64.2	65.9	68.8	93.4	77.9
SEP	23.4	30.1	27.8	29.6	30.5	22.8	28.6	30.7		27.5	21.0	22.9	22.1	31.2	25.0	26.4	33.3	28.4
OKT	97.3	59.8	85.0	82.6	91.9	110.2	93.2	105.5		86.7	124.2	139.7	58.1	88.2	89.4	77.1	93.0	77.7
NOV	124.0	77.3	110.1	105.2	118.5	122.1	105.8	100.6		116.1	119.0	110.4	94.7	104.6	104.4	92.6	131.1	88.0
DEC	26.3	24.6	26.8	23.5	21.9	22.5	27.0	22.3		33.5	28.1	28.6	26.2	28.0	31.4	25.1	22.4	26.3
JAAR	840.6	763.3	848.2	913.6	886.4	851.6	752.0	757.4		952.6	824.0	882.9	768.6	770.2	762.4	745.5	939.9	847.6
NORM	876.5	844.4	845.7	955.7	894.8	852.5	855.2	860.0	891.3	934.3	880.2	905.4	859.9	835.3	796.0	796.4	938.2	838.9

DISTRICT 4

NR	251	252	255	257	263	256	317	344	348	352	356	359	364	365	366	369	371
MND	WEST BEEM STER	KOL HORN	OB DAM	HOOG WOOD	ASSEN DELFT	MARK EN	MARK NESSE	TOLLE BEEK	EMMEL OORD	NA GELE	KUINRE	LEMMER BUMA	DRON TEN	SWIF TER BANT	BID DING HUIZEN	LELY STAD	ZEE WOLDE
JAN	117.6	90.5	113.1	110.7	114.1	116.5	92.2	80.2	91.3	89.8	104.4	113.1	77.1	87.6	84.0	95.5	111.8
FEB	73.8	65.8	59.1	61.6	65.2	78.9	79.7	68.5	72.7	75.0	86.0	70.7	84.7	79.4	91.2	75.8	79.6
MRT	86.3	53.7	74.5	72.2	66.1	79.2	60.8	56.6	77.4	72.1	67.8	57.7	41.8	58.2	51.3	48.2	58.0
APR	78.7	54.7	64.1	69.6	76.9	89.5	88.2	72.8	75.4	83.7	78.6	65.9	80.5	70.7	70.1	61.6	77.5
MEI	72.9	67.6	64.7	79.1	62.3	36.8	36.5	48.0	39.5	52.7	45.7	48.0	50.4	52.6	60.2	52.1	37.5
JUN	101.2	91.9	84.5	81.0	92.7	125.4	100.9	88.0	133.0	106.2	102.1	108.3	138.5	96.9	167.3	118.0	117.6
JUL	65.0	61.1	73.2	75.9	46.3	48.2	108.2	83.9	85.8	160.8	106.2	75.6	135.9	105.4	70.4	79.2	72.3
AUG	75.0	81.9	75.8	75.9	102.6	74.5	76.6	81.1	95.4	79.4	67.3	67.5	91.3	68.0	96.5	75.0	70.1
SEP	28.7	39.5	27.6	28.5	25.3	29.4	30.1	25.2	32.5	36.1	38.2	32.1	29.0	40.3	41.6	34.4	38.9
OKT	86.9	97.2	97.2	86.8	101.3	85.0	38.1	42.6	42.8	46.2	40.1	53.9	56.1	47.1	41.6	52.2	59.5
NOV	104.5	124.1	124.0	135.1	114.8	105.2	66.1	54.8	63.4	57.4	65.9	59.3	67.4	58.6	71.3	72.0	85.5
DEC	28.8	25.9	29.5	29.1	26.0	25.3	25.1	20.3	24.1	22.1	28.1	25.7	22.4	24.0	19.9	18.1	22.3
JAAR	919.4	853.9	887.3	905.5	893.6	893.9	802.5	722.0	833.3	881.5	830.4	777.8	875.1	788.8	865.4	782.1	830.6
NORM	880.3	848.3	893.2	895.5	895.5	842.9		802.4	861.2	856.8	896.1	818.5	876.9	835.7	852.4	850.9	898.8

DISTRICT 5

2016
NEERSLAG 8-8 UUR (MM)

NR	DISTRICT 5			DISTRICT 6														
	ZEE WOLDE SW	HARDER WIJK		STEEN WIJKS MOER	DWIN GE LOO	ZWOLLE	DENE KAMP	HOOGE VEEN	EMMEN	IJSSEL MUIDEN	RHEE ZER VEEN	HEINO	ZWEE LOO	VILS TEREEN	SCHOO NEBEEK	VROOMS HOOP	KLA ZIENA VEEN	DE DEMS VAART
JAN	96.2	89.3		100.1	116.3	85.7	78.4	103.5	106.3	83.5	96.5	95.6	103.0	92.8	94.5	83.3	104.0	92.4
FEB	100.5	97.0		93.6	103.9	99.2	91.7	92.9	119.4	90.0	100.3	99.8	127.8	92.4	111.8	94.9	141.0	105.1
MRT	49.9	57.3		48.6	72.6	52.3	52.8	53.0	55.0	50.3	60.4	62.0	60.9	54.1	60.0	51.9	71.8	56.6
APR	72.3	62.7		52.2	87.3	69.0	51.1	64.3	73.6	77.8	70.7	75.0	75.0	77.1	63.5	79.4	66.5	60.0
MEI	52.5	47.7		41.3	34.9	50.6	40.1	46.5	59.0	51.5	30.8	43.1	58.6	39.9	40.3	42.5	37.6	35.9
JUN	155.5	127.0		74.6	65.3	89.0	142.3	76.5	79.3	99.3	100.6	93.2	74.0	70.9	81.8	119.6	125.6	81.6
JUL	85.4	85.6		87.8	82.5	95.6	61.7	99.3	111.1	135.5	109.5	66.4	105.6	101.4	73.9	77.4	76.1	93.5
AUG	64.1	65.4		51.9	81.7	58.8	50.5	85.6	52.0	99.8	48.8	63.7	65.1	48.2	49.0	37.2	59.1	69.1
SEP	28.9	28.0		26.3	32.3	19.0	31.4	30.4	16.1	22.0	18.6	28.5	25.4	16.0	19.5	21.3	19.1	20.0
OKT	58.0	57.1		41.2	45.7	50.8	42.6	44.3	37.0	49.9	53.8	64.0	42.5	50.4	40.6	46.1	51.4	48.0
NOV	84.1	96.1		56.8	49.0	67.1	56.9	54.0	55.5	65.4	61.1	67.0	50.2	62.5	62.7	69.6	76.2	63.3
DEC	19.1	17.0		30.7	41.5	27.1	29.4	34.2	38.4	25.4	38.2	26.6	36.9	29.1	29.5	32.4	45.9	37.6
JAAR	866.5	830.2		705.1	813.0	764.2	728.9	784.5	802.7	850.4	789.3	784.9	825.0	734.8	727.1	755.6	874.3	763.1
NORM	848.2	832.2		916.1	848.8	799.8	880.8	871.9	857.2	830.0	803.0	843.4	856.8	771.1	817.7	779.7	860.2	

NR	DISTRICT 6											DISTRICT 7					
	ROU VEEN	TUB BERGEN	RUINER WOLD	AL MELO	EN SCHEDE	HENGE LO (OV)	TWEN THE	HELLEN DOORN	WEER SELO	LET TELE	HOL TEN	OVER VEEN	ZAND VOORT	ZOE TER MEER	HEEM STEDE	LIJN DEN	HOOFD DORP
JAN	101.4	81.1	135.0	83.1	88.5	92.6	97.7	94.2	78.2	88.3	86.3	164.8	125.0	162.9	142.8	137.2	146.1
FEB	95.0	84.7	89.2	99.1	93.6	91.2	97.6	99.7	96.6	100.6	101.1	64.9	57.3	103.4	71.9	76.5	83.9
MRT	50.9	55.8	74.2	54.3	56.7	49.8	50.3	55.5	58.7	55.4	53.1	70.6	59.0	77.6	74.4	74.0	71.4
APR	65.4	58.6	58.4	71.3	70.9	63.8	72.5	77.9	54.2	76.8	83.6	73.4	57.3	70.8	76.5	68.7	77.4
MEI	84.3	21.2	42.6	38.0	51.1	52.8	71.8	37.1	46.0	59.8	47.2	50.7	49.5	71.9	59.9	52.5	49.6
JUN	104.9	94.8	83.5	84.0	129.1	94.5	108.5	97.3	104.1	90.1	98.1	88.1	84.0	164.1	98.9	120.0	134.9
JUL	98.1	54.8	98.1	70.2	72.8	53.9	60.3	94.7	77.1	75.3	107.1	31.6	37.4	55.0	37.4	44.8	34.3
AUG	70.5	62.8	67.4	59.8	72.9	56.0	57.3	39.7	61.8	53.0	53.3	90.7	83.4	71.6	115.1	103.6	115.7
SEP	16.5	32.5	32.6	30.0	18.0	17.1	17.2	31.8	24.6	20.4	25.6	24.7	14.8	34.0	24.0	25.2	23.6
OKT	43.3	52.1	51.7	45.3	55.7	53.6	54.2	53.8	50.1	69.2	53.9	121.5	94.9	65.7	107.4	89.1	110.0
NOV	48.0	51.4	57.4	70.0	87.9	75.6	77.9	65.5	69.8	72.3	73.0	149.8	126.1	106.6	124.1	112.5	108.0
DEC	29.0	28.7	27.3	29.8	38.1	31.1	30.6	27.5	31.6	27.3	29.3	26.5	15.0	16.1	21.7	23.0	23.7
JAAR	807.3	678.5	817.4	734.9	835.3	732.0	795.9	774.7	752.8	788.5	811.6	957.3	803.7	999.7	954.1	927.1	978.6
NORM	862.1	819.3		853.1	831.5	835.5	834.8	855.4	828.8	830.6		906.4	837.3		899.0	908.6	933.2

NR	DISTRICT 7																	
	ROELOF ARENDS VEEN	BOS KOOP	GOUDA	KAT WIJK	DELFT	NU MANS DORP	BERG SCHEN HOEK	LISSE	STRIJ EN	OOST VOORNE	AALS MEER	BAREN DRECHT	N.HEL VOET	BRIEL LE	POORTU GAAL	ZEG VELD	VALKEN BURG VK	H.VAN H'LAND M'PAD
JAN	160.4	144.2	125.0	160.4	153.5	159.4	192.6	135.7	136.6	180.9	124.5	129.0	146.4	166.7	141.1	117.3	186.6	174.9
FEB	105.4	89.0	90.0	72.4	86.9	93.3	124.8	87.6	92.4	76.5	80.0	79.0	75.8	76.8	79.3	80.5	108.1	73.8
MRT	78.4	66.6	57.6	70.0	72.8	75.7	81.6	61.3	59.8	84.2	58.6	65.4	78.8	80.9	77.1	57.7	82.0	79.7
APR	63.2	103.3	84.6	57.9	64.6	81.3	70.3	74.7	68.1	70.1	67.2	63.9	59.4	70.5	79.1	83.5	71.3	70.5
MEI	55.3	93.9	68.1	60.0	59.8	71.5	63.1	53.5	85.6	49.3	46.9	73.0	51.5	55.8	56.6	68.0	66.0	46.6
JUN	133.7	153.1	166.3	123.8	143.8	141.4	160.5	122.3	139.0	137.7	149.3	153.9	121.0	160.6	194.8	158.6	136.9	137.8
JUL	33.8	86.9	56.5	26.3	52.8	28.0	48.1	35.5	31.2	34.2	36.9	48.2	34.7	38.3	47.7	67.4	45.1	43.0
AUG	120.1	67.8	74.3	88.0	89.4	80.2	84.0	83.9	74.1	76.1	100.5	62.8	99.2	71.1	86.9	50.7	104.8	89.5
SEP	29.4	45.5	16.1	26.5	34.2	18.6	21.0	19.4	14.9	32.5	26.6	20.1	30.3	27.6	28.5	40.8	25.9	39.9
OKT	98.7	72.1	75.8	73.9	77.6	54.2	60.5	98.2	54.5	72.9	76.8	57.3	75.2	88.0	70.4	59.2	69.0	72.0
NOV	101.8	102.0	87.6	80.9	107.5	106.4	129.1	109.5	93.0	152.5	101.6	102.5	120.6	125.1	117.9	80.1	106.3	107.8
DEC	14.5	15.7	14.7	18.7	16.1	17.2	18.0	19.1	14.3	17.5	16.8	13.3	13.2	14.5	16.1	14.4	19.5	11.7
JAAR	994.7	1040.1	916.6	858.8	959.0	927.2	1053.6	900.7	863.5	984.4	885.7	868.4	906.1	975.9	995.5	878.2	1021.5	947.2
NORM	886.0	916.3	880.0	907.4	915.5	850.6	935.0	875.9	825.0	865.2	884.6	934.4	810.2	894.6	889.7	841.6	901.7	874.5

DISTRICT 7											DISTRICT 8						
NR	479	480	481	482	483	548	559	561	563	572	328	329	336	350	509	510	514
MND	MAAS LAND	HON SELMERS DIJK	VOOR SCHO TEN	HENDRIK IDO AM BACHT	KRIM- PEN AD LEK	LOENEN A/D VECHT	VLEU TEN	BEN SCHOP	WEESP	AB COUDE	HEERDE	WAPEN VELD	OLDE BROEK	ELBURG	DOORN	VAAS SEN	EPE
JAN	151.1	157.1	167.3	134.2	142.6	116.6	123.5	116.9	128.3	126.0	87.3	93.1	91.0	84.7	117.5	107.3	91.9
FEB	65.2	72.2	111.8	90.9	93.0	93.9	89.1	90.1	84.6	85.4	108.5	122.7	104.9	95.9	104.6	110.6	110.2
MRT	79.2	77.8	89.4	62.5	62.1	66.7	62.7	54.0	59.1	63.2	57.7	55.5	47.0	48.2	65.0	54.4	55.2
APR	64.2	62.4	71.2	89.3	87.6	85.8	76.4	71.8	84.9	81.3	72.9	76.7	74.2	75.7	80.3	77.9	77.5
MEI	53.0	53.9	63.2	78.2	80.3	55.2	53.7	54.2	44.6	57.0	58.9	51.7	61.3	67.5	66.9	66.9	56.0
JUN	160.1	147.2	131.4	106.2	177.7	156.5	139.8	164.8	121.8	176.0	98.2	115.5	110.5	133.6	127.7	107.8	130.6
JUL	34.8	59.3	51.3	38.6	37.4	61.7	75.6	49.9	57.8	52.4	61.4	60.9	68.1	82.1	90.9	89.4	85.3
AUG	56.9	87.0	117.2	59.3	78.6	54.5	58.8	62.1	72.7	74.1	61.3	67.1	69.5	61.0	75.2	37.7	60.2
SEP	17.6	30.6	25.4	19.9	14.7	24.2	16.2	21.4	34.2	23.9	20.4	27.4	24.2	32.3	21.0	30.1	31.5
OKT	77.1	62.6	70.3	44.4	50.1	57.0	54.7	57.7	73.2	70.6	57.8	62.2	52.5	42.2	46.6	50.4	58.5
NOV	112.6	110.2	106.8	83.8	95.4	101.7	74.3	85.4	93.9	108.0	81.0	81.9	80.7	86.7	76.3	86.4	79.1
DEC	9.5	14.0	21.0	14.3	13.5	22.0	17.5	18.7	22.1	22.8	23.8	29.4	23.3	24.9	23.9	23.7	26.8
JAAR	881.3	934.3	1026.3	821.6	933.0	895.8	842.3	847.0	877.2	940.7	789.2	844.1	807.2	834.8	898.6	842.6	862.8
NORM			942.4	881.4		884.3	840.1	841.7	894.6	901.0	850.0	889.8	911.2	821.7	895.6	931.9	901.2

DISTRICT 8																		
NR	523	541	542	543	546	547	557	558	560	564	565	567	570	571	573	576	578	579
MND	WIJK B/DUUR STEDE	ARNHEM	PUT TEN	APRIL DOORN	WOUDEN BERG	NIJ KERK	EER BEEK	LUN TEREN	AME RONGEN	HULS HORST	VOORT HUI ZEN	KOOT WIJK	ELS FEET	HARS KAMP	BEEK BERGEN	SPA KEN BURG	OOSTER BEEK	VEE NEN DAAL
JAN	140.6	125.2	116.8	108.9	133.8	119.1	111.8	116.6	111.9	103.1	134.5	131.4	104.8	109.0	121.6	115.1	129.9	136.8
FEB	113.1	101.0	104.7	110.5	108.1	91.8	97.7	100.3	111.2	100.8	104.4	101.3	111.6	94.3	121.4	100.2	100.8	116.3
MRT	66.0	54.9	59.9	60.2	61.2	61.6	53.2	59.4	53.6	58.5	58.7	55.7	56.2	58.2	65.1	56.4	52.7	52.8
APR	75.5	51.5	81.2	84.4	69.6	84.8	60.9	86.9	67.2	82.0	80.4	88.3	89.6	83.1	83.9	105.6	69.0	69.6
MEI	78.5	65.7	56.8	75.1	54.0	50.0	113.5	74.2	70.4	67.7	49.0	74.8	67.2	67.2	102.3	68.5	87.4	98.4
JUN	121.3	118.6	107.2	116.2	130.6	127.6	87.8	185.5	141.3	131.0	120.1	137.6	104.1	138.7	121.1	111.6	174.1	130.9
JUL	65.9	65.8	72.5	64.9	70.3	90.3	55.2	76.6	77.9	76.5	73.2	80.9	79.4	66.4	89.5	94.4	68.3	71.3
AUG	70.1	62.2	55.2	48.3	63.6	42.9	26.3	42.4	66.8	68.8	53.7	54.7	50.7	36.8	34.5	46.7	55.3	57.8
SEP	26.0	12.8	49.9	30.2	18.1	46.8	16.6	35.5	21.3	28.3	16.6	20.3	41.5	36.5	12.9	21.0	25.6	18.5
OKT	38.0	53.6	62.3	54.5	49.4	60.3	56.5	47.4	41.4	50.5	55.8	53.4	55.7	51.6	57.8	54.1	41.4	36.5
NOV	93.4	87.0	97.3	86.5	88.1	91.5	81.7	79.9	82.6	94.8	85.4	98.6	95.4	88.2	79.4	85.8	81.3	69.4
DEC	28.1	38.0	28.0	26.1	24.6	25.3	22.0	25.5	27.3	26.5	22.5	31.0	28.1	20.5	28.4	17.4	27.3	23.6
JAAR	916.5	836.3	884.9	865.8	871.4	892.0	783.2	930.2	872.9	888.5	854.3	928.0	884.3	850.5	917.9	876.8	913.1	881.9
NORM	799.1	930.7	923.1	970.0	862.1	840.0	905.7	875.6	853.0	871.3	874.7	906.7	941.2	866.0	983.3	861.0	916.6	856.1

DISTRICT 8										DISTRICT 9								
NR	580	582	583	591	593	595	596	588	645	663	666	667	669	673	674	678	679	
MND	BARNE VELD	HA MERS VELD	WAGE NINGEN PD	DEE LEN	LAREN	SOEST	EEMNES	DUI VEN	HENGE LO (GLD)	LOCHEM	WIN TERS WIJK	DOETIN CHEM	BOR CULO	GEN DRIN GEN	REKKEN	ALMEN	HERWEN	
JAN	139.9	118.6	121.3	134.2	124.3	143.7	126.7	121.7	94.8	89.1	99.8	108.7	102.7	106.4	93.8	97.2	119.3	
FEB	108.8	91.9	108.4	112.4	88.9	103.7	94.8	96.4	87.4	88.5	97.7	98.9	91.5	99.2	102.8	95.7	98.5	
MRT	64.1	57.9	57.0	61.0	67.2	69.4	59.8	55.3	49.5	49.9	60.0	56.0	52.1	45.8	58.2	52.6	43.7	
APR	90.8	85.4	62.3	80.3	78.6	87.5	93.9	69.6	66.7	78.5	55.2	58.2	57.5	50.5	59.6	73.2	54.6	
MEI	47.7	41.8	86.1	143.2	57.5	46.6	51.2	85.1	92.4	76.6	51.0	80.7	56.1	71.6	63.5	88.8	69.7	
JUN	141.3	116.2	140.4	138.3	149.3	125.7	131.6	122.5	146.3	112.9	169.6	127.1	96.8	143.2	148.9	95.7	95.6	
JUL	66.7	52.8	91.5	71.1	97.5	62.9	80.1	55.3	64.0	72.4	79.6	50.6	63.3	96.1	87.2	66.0	71.9	
AUG	49.8	45.3	45.3	52.2	49.5	64.3	59.7	49.7	41.7	37.2	55.0	60.6	60.4	60.8	74.3	43.0	59.9	
SEP	26.5	22.5	16.8	24.1	24.2	31.9	22.7	11.4	20.6	16.3	8.1	14.1	20.0	12.3	15.6	20.9	9.5	
OKT	46.8	60.3	53.8	56.7	59.9	51.2	61.4	62.7	58.8	56.5	59.7	65.6	59.7	52.7	59.6	60.5	56.0	
NOV	92.1	91.6	79.0	93.8	98.8	102.1	96.4	77.5	79.0	78.3	88.9	73.9	76.6	94.5	85.5	78.6	69.4	
DEC	25.8	21.2	26.4	31.2	22.1	22.7	23.4	31.1	24.8	31.7	30.6	27.8	35.6	27.9	40.2	30.6	25.5	
JAAR	900.3	805.5	888.3	998.5	917.8	911.7	901.7	838.3	826.0	787.9	855.2	822.2	772.3	861.0	889.2	802.8	773.6	
NORM	897.5	922.0	849.5	925.1	932.5			824.7	826.3	830.5	864.2	823.5	823.5	754.1	802.2	806.6	824.1	

2016
NEERSLAG 8-8 UUR (MM)

NR	DISTRICT 9							DISTRICT 10									
	680	682	683	684	686	688	689	434	465	539	549	562	569	584	589	830	835
MND	AAL TEN	MAR KELO	LICH TEN VOORDE	LIE VELDE	WOOLD	HUP SEL	DEVEN TER	GROOT AMMERS	OUD AL BLAS	NIJ MEGEN	CULEM BORG	TIEL	HEU MEN	GELDER MALSEN	ZET TEN	HER WIJNEN	ANDEL
JAN	107.8	94.4	96.1	106.9	109.2	103.9	85.0	118.8	131.1	123.6	108.8	106.0	130.4	117.2	114.2	117.4	114.5
FEB	106.2	112.5	94.8	114.7	111.6	104.7	99.9	102.1	111.1	109.8	98.3	87.5	104.0	97.8	99.3	105.9	102.6
MRT	58.5	56.6	55.2	60.1	65.1	59.4	53.3	51.7	65.8	52.0	58.4	58.3	44.1	56.2	45.0	61.5	54.4
APR	53.2	63.1	48.1	53.5	67.7	52.1	81.3	107.2	98.2	63.5	73.4	80.4	53.2	62.6	57.3	76.0	72.3
MEI	56.5	52.8	28.7	42.2	54.8	39.1	65.5	58.2	53.4	87.3	75.1	57.3	122.4	71.1	79.4	81.4	71.4
JUN	181.9	89.4	114.3	154.7	194.5	142.9	87.9	119.2	112.3	137.4	86.3	87.7	128.2	94.6	153.2	89.3	99.7
JUL	62.1	60.4	73.0	86.1	62.2	80.5	67.7	49.2	40.8	62.7	49.4	55.4	72.8	65.7	59.1	70.6	54.7
AUG	59.4	51.8	72.9	91.3	73.9	84.8	36.6	54.6	66.7	66.9	65.9	68.2	74.8	51.8	56.7	61.4	62.7
SEP	9.8	17.8	10.5	7.6	6.9	11.8	16.8	12.7	12.0	13.5	20.4	14.4	25.7	16.9	18.4	17.1	28.3
OKT	53.3	59.2	54.4	66.8	66.2	57.8	64.5	54.6	45.8	52.4	36.2	36.3	44.4	30.9	45.6	36.9	43.9
NOV	86.5	93.4	75.1	84.8	85.9	78.8	69.5	91.3	87.5	83.9	74.4	74.1	82.1	82.3	80.7	80.9	81.4
DEC	31.7	35.4	27.6	34.4	33.0	35.3	25.8	16.7	14.0	32.0	21.9	21.3	32.2	20.8	22.1	17.7	19.4
JAAR	866.9	786.8	750.7	903.1	931.0	851.1	753.8	836.3	838.7	885.0	768.5	746.9	914.3	767.9	831.0	816.1	805.3
NORM	862.9	847.1	827.8	839.4	903.6		829.0	858.8	885.8	800.9	793.5	814.9	801.9	826.0	829.0	825.6	838.5

NR	DISTRICT 10				DISTRICT 11												
	836	840	910	917	446	447	462	471	705	733	735	736	737	738	740	741	742
MND	GORIN CHEM	NIEU WEN DIJK	AMMER ZODEN	ZALT BOMMEL	GOEDE REEDE	DEN BOMMEL	DIRKS LAND	OUD DORP POLDER	BRES KENS	VLIS SINGEN	KAPEL LE	BROU WERS HAVEN	KERK WERVE	BIER VLIET	ST KRUIS	STAVE NISSE	TER NEU ZEN
JAN	113.2	122.1	103.9	116.6	136.4	175.1	158.6	136.0	150.0	147.1	163.3	151.7	151.1	139.3	124.6	165.2	146.3
FEB	112.6	109.9	99.9	94.4	60.2	90.2	77.5	65.7	74.9	56.8	90.5	59.8	56.5	90.8	79.0	83.6	85.5
MRT	56.2	51.2	49.5	50.0	68.6	68.8	73.8	63.2	87.4	77.3	71.2	66.6	68.8	88.3	90.8	69.5	76.0
APR	70.0	67.2	65.2	73.6	46.4	67.2	65.7	63.4	65.5	47.5	52.7	50.2	42.0	56.6	65.0	67.0	43.2
MEI	60.4	67.0	95.8	95.9	46.2	75.4	63.9	48.7	48.8	43.4	70.1	47.0	51.0	74.4	57.7	63.3	79.4
JUN	99.5	116.4	112.5	123.3	126.0	125.0	113.3	114.4	86.0	97.2	126.3	104.2	92.8	110.9	85.7	127.2	104.4
JUL	59.0	52.7	31.2	51.8	25.3	40.8	29.5	34.0	44.3	54.8	17.4	33.6	26.7	28.8	34.8	27.2	24.7
AUG	79.0	50.5	54.5	51.4	80.1	78.8	125.6	91.4	49.8	63.2	73.1	131.7	102.3	54.2	53.8	74.8	54.6
SEP	18.8	26.4	17.9	14.0	25.1	18.7	21.2	19.4	26.4	28.7	19.1	19.0	23.2	30.4	28.2	16.2	23.6
OKT	43.6	45.9	34.3	34.9	65.2	52.3	60.6	80.2	88.6	68.6	58.3	71.0	68.3	67.5	80.0	57.9	55.9
NOV	81.1	77.7	76.6	89.4	114.9	128.0	122.9	116.2	131.7	114.2	171.7	113.6	119.0	130.6	113.5	120.6	119.9
DEC	16.9	17.3	18.7	19.0	13.7	17.3	17.9	11.6	23.8	19.0	22.4	14.9	19.1	26.5	22.9	20.5	19.2
JAAR	810.3	804.3	760.0	814.3	808.1	937.6	930.5	844.2	877.2	817.8	936.1	863.3	820.8	898.3	836.0	893.0	832.7
NORM	854.4	851.5	802.6	807.1	822.5	845.0	837.5	790.6	790.2		867.3	795.3	806.2	828.7	841.9	844.5	814.8

NR	DISTRICT 11																	
	743	744	746	747	749	750	751	752	754	755	756	757	758	760	761	762	763	764
MND	NOORD GOUWE	ANNA JACOBA POLDER	WEST KAPEL LE	KRAB BEN DIJKE	WILHEL MINA DORP	RIL LAND	VROU WEN POLDER	HAAM STEDE	OVE ZANDE	KORT GENE	MIDDEL BURG	THOLEN	WOL PH'RTS DIJK	'S HEE REN HOEK	PHI LIP PINE	SCHOON DIJKE	CAD ZAND	KLOOS TER ZANDE
JAN	149.9	130.6	167.0	183.7	172.1	151.3	168.1	159.6	182.9	157.5	150.4	137.3	173.2	177.3	174.6	159.1	133.2	138.5
FEB	61.3	72.1	75.0	100.7	85.5	99.3	67.4	58.8	83.7	70.3	64.0	78.8	86.3	77.2	120.9	85.0	78.6	88.1
MRT	66.9	56.7	85.2	86.8	72.8	73.1	76.9	74.2	76.9	75.2	80.4	61.1	87.6	77.4	98.5	100.0	103.1	73.9
APR	53.1	59.1	51.7	68.0	47.9	80.4	37.1	56.7	62.1	55.6	46.1	61.2	60.6	52.2	60.5	67.7	54.6	60.1
MEI	57.4	64.7	37.4	90.1	52.8	93.9	41.3	46.0	66.8	48.4	47.2	90.7	40.8	52.3	119.6	71.4	68.5	82.3
JUN	80.1	131.6	100.9	126.0	108.6	107.8	102.3	105.8	84.3	100.5	82.1	91.0	92.5	93.1	120.8	94.9	93.6	89.0
JUL	30.4	21.3	21.7	41.0	36.0	51.9	49.0	35.7	23.3	39.2	54.0	60.9	47.6	32.6	17.8	48.6	28.0	20.5
AUG	116.4	102.8	54.9	82.8	77.4	83.9	79.5	93.1	61.4	71.3	82.3	86.5	69.1	57.6	66.0	59.5	50.5	68.9
SEP	15.6	12.5	34.1	15.1	15.8	10.9	25.5	21.3	20.2	12.5	29.0	16.5	22.3	26.5	29.8	32.8	19.7	12.0
OKT	54.4	55.1	78.7	40.7	43.2	43.2	89.9	66.3	65.1	49.9	76.7	43.4	65.6	64.3	72.0	79.9	76.4	43.9
NOV	119.2	115.2	108.3	161.8	148.2	160.4	109.8	111.8	145.6	151.1	122.9	126.1	146.0	142.5	120.2	130.9	127.9	131.8
DEC	15.8	18.3	16.8	29.4	20.6	26.5	19.4	14.3	22.2	16.2	18.5	22.5	19.6	19.4	23.0	24.9	24.4	23.6
JAAR	820.5	840.0	831.7	1026.1	880.9	982.6	866.2	843.6	894.5	847.7	853.6	876.0	911.2	872.4	1023.7	954.7	858.5	832.6
NORM	763.7	837.4	786.3	845.8	860.9	818.7	838.4	806.8	851.9	814.0	806.6	839.9	844.4	847.9	821.0	836.9	827.4	870.0

NR	DISTRICT 11			DISTRICT 12								DISTRICT 13					
	767	770		828	829	832	833	834	837	838	839	841	827	831	843	844	892
MND	KA PELLE BRUG	WEST DORPE		OUDE BOSCH	ZUN DERT	BERGEN O/ZOOM	OOS TER HOUT	CHAAM	STEEN BERGEN	GINNE KEN	HOOGER HEIDE	KLUN DERT	TIL BURG	ES BEEK	GILZE RIJEN	CA PELLE	GIERS BER GEN
JAN	159.8	146.6		126.0	110.8	141.1	153.2	98.9	121.9	116.1	121.8	127.6	129.4	103.3	111.2	118.2	126.1
FEB	98.4	88.2		100.2	93.4	85.6	136.3	89.0	81.1	103.0	85.4	104.1	102.7	95.4	105.2	97.4	109.4
MRT	74.8	82.0		62.7	59.3	62.9	76.2	52.4	57.5	65.4	66.2	66.6	58.6	69.1	59.7	52.5	66.6
APR	55.7	53.2		55.1	64.4	51.5	86.8	55.7	63.9	69.8	57.8	62.5	70.0	61.8	74.2	68.2	76.8
MEI	101.0	109.1		86.1	94.4	81.6	135.0	100.9	86.6	92.0	92.5	90.1	94.2	102.4	115.1	102.2	104.5
JUN	144.2	104.3		114.2	120.3	75.7	131.4	132.5	102.2	115.6	101.5	116.0	108.2	183.2	123.6	90.5	121.1
JUL	20.8	25.5		23.2	66.1	30.9	85.7	68.8	25.1	76.4	55.9	15.5	25.7	31.7	82.1	80.5	39.1
AUG	55.9	55.0		69.3	77.1	84.3	101.1	67.9	87.4	69.7	71.6	67.3	64.7	67.1	67.8	54.5	67.8
SEP	13.0	11.0		13.3	22.3	13.6	40.9	19.6	26.0	22.2	13.5	16.8	24.5	18.1	25.7	22.0	28.4
OKT	51.9	54.7		43.2	50.1	41.9	64.3	50.4	42.4	46.1	38.2	47.4	41.2	39.5	40.9	46.7	42.8
NOV	132.3	117.1		99.0	110.4	133.9	109.2	92.2	105.0	92.9	122.6	95.6	94.7	96.3	98.8	84.6	89.1
DEC	33.0	23.3		17.9	21.9	19.5	26.3	19.9	18.3	20.4	22.8	17.3	24.7	25.5	24.4	19.3	19.1
JAAR	940.8	870.0		810.2	890.5	822.5	1146.4	848.2	817.4	889.6	849.8	826.8	838.6	893.4	928.7	836.6	890.8
NORM	850.2	817.8		853.1	868.7	814.4	858.5	825.5	870.5	862.8	840.5	857.1	854.9	862.1	854.3	795.2	

DISTRICT 13

NR	896	899	901	903	904	905	906	907	908	909	911	912	914	915	918	919	920	926
	HEL MOND	GEMERT	NU LAND	MEGEN	SOME REN	ST ANTHO NIS	OIR SCHOT	BOX TEL	DEURNE	MILL	DIN THER	LEENDE	OSS	EERSEL	MAAR HEEZE	EIND HOVEN VB	VOLKEL	WAAALRE
JAN	97.3	103.0	120.8	111.5	96.1	112.0	85.4	105.5	88.7	112.7	119.8	111.2	105.8	117.8	89.1	98.8	105.3	107.8
FEB	113.9	107.9	103.0	90.3	100.0	92.3	98.7	98.9	100.5	103.8	136.0	116.9	89.6	111.8	96.4	106.5	101.6	115.1
MRT	53.7	54.1	44.0	44.8	47.1	51.6	62.5	63.2	49.0	47.1	63.2	54.9	35.0	69.1	48.7	61.0	48.5	66.0
APR	47.1	50.5	57.9	64.7	67.9	50.7	60.3	47.3	57.5	62.0	67.9	62.0	54.1	56.2	57.2	66.2	55.4	64.9
MEI	57.6	94.2	92.4	83.6	45.7	82.0	93.8	95.5	61.3	132.1	107.0	68.9	69.6	75.9	76.4	62.8	124.4	68.2
JUN	200.5	157.2	149.1	102.7	233.5	207.2	169.7	132.4	258.3	166.3	113.7	176.6	138.5	218.3	184.0	217.6	165.9	224.1
JUL	51.1	64.3	29.4	35.4	46.1	53.0	30.9	39.6	64.8	51.6	48.1	48.2	36.7	58.8	47.5	43.9	49.2	35.4
AUG	55.7	70.0	63.9	45.5	53.3	46.0	61.7	59.4	48.2	62.7	68.8	72.5	47.9	50.5	69.8	57.7	59.7	60.3
SEP	19.3	16.5	17.4	12.5	13.4	25.8	10.8	21.4	38.6	11.5	16.7	18.7	15.6	20.9	27.7	15.0	24.4	13.1
OKT	34.1	34.4	33.4	35.1	28.8	49.7	40.5	35.1	34.2	46.3	36.4	37.3	32.7	40.2	30.9	41.9	40.6	48.4
NOV	99.4	89.3	88.7	74.2	89.9	91.1	99.0	84.6	91.6	88.2	104.6	103.6	75.5	90.1	91.8	91.7	89.5	95.7
DEC	26.5	30.5	30.5	23.9	29.5	30.7	32.1	27.5	30.7	33.8	30.0	32.0	24.7	29.3	29.2	28.6	33.2	28.0
JAAR	856.2	871.9	830.5	724.2	851.3	892.1	845.4	810.4	923.4	918.1	912.2	902.8	725.7	938.9	848.7	891.7	897.7	927.0
NORM	816.6	780.2	840.0	818.4	775.7	806.3	800.7	812.6	772.0	824.5	797.6	806.6	765.1	806.8	746.8	789.2	815.5	

DISTRICT 14

NR	883	897	913	921	922	923	961	964	967	970	983	962	963	965	966	968	969
	SEVE NUM	VENLO	IJSSEL STEYN	VENRAY	SIEBEN GE WALD	ARCEN	ROER MOND	WEERT	HEI BLOEM	STRAMP ROY	KESSEL EIK	UBACHS BERG	VAL KEN BURG	SCHAES BERG	SCHIN NEN	VAALS	STEIN
JAN	81.0	89.8	90.2	92.7	101.6	88.9	86.7	94.0	100.9	105.8	82.8	72.5	90.5	80.3	95.2	92.4	102.7
FEB	96.0	96.9	92.5	95.6	98.5	98.5	86.6	98.7	108.0	110.8	98.0	111.2	129.1	127.4	128.9	154.1	111.9
MRT	36.2	44.8	43.2	48.7	52.5	42.4	50.8	47.6	47.1	48.9	40.6	47.2	48.0	46.0	48.2	45.8	43.6
APR	60.9	51.0	55.5	64.9	54.6	62.3	78.4	66.9	63.8	61.5	60.4	87.4	95.9	75.4	83.5	86.4	70.9
MEI	58.5	57.8	51.1	55.8	89.8	49.5	73.4	70.1	66.2	82.5	63.2	95.8	96.7	71.9	86.3	71.4	102.0
JUN	225.3	256.8	276.9	232.3	155.8	224.2	260.6	198.6	239.6	206.7	198.7	192.3	192.8	180.9	180.9	177.6	180.3
JUL	25.6	27.9	61.7	59.4	60.8	26.7	29.4	49.3	28.9	23.8	26.2	40.0	40.3	39.1	33.0	43.8	36.2
AUG	58.6	48.1	47.1	55.3	56.1	49.7	65.2	54.8	65.1	52.1	53.7	57.3	64.1	64.4	71.2	56.2	54.1
SEP	30.9	11.0	22.1	19.7	18.6	25.8	24.0	31.6	28.4	24.1	22.4	39.7	36.0	22.7	22.1	30.5	14.3
OKT	40.1	50.2	49.7	52.0	59.7	48.3	49.8	30.7	36.1	31.6	34.3	50.9	46.4	38.7	39.8	58.3	45.2
NOV	73.3	80.1	91.7	98.1	92.8	88.4	84.2	84.3	82.2	81.1	72.8	83.5	91.8	75.0	85.0	103.0	82.1
DEC	29.9	30.8	28.1	29.3	33.9	33.3	37.1	35.9	33.5	31.9	31.4	23.4	29.5	22.2	25.6	26.1	24.6
JAAR	816.3	845.2	909.8	903.8	874.7	838.0	926.2	862.5	899.8	860.8	784.5	901.2	961.1	844.0	899.7	945.6	867.9
NORM	779.1	806.8	777.6	768.3			744.3	774.0	758.2	752.9		839.5	894.2	823.6	867.8	953.2	822.7

DISTRICT 15

2016
NEERSLAG 8-8 UUR (MM)

DISTRICT 15

NR	971	973	974	979	980	981	982
MND	NOOR BEEK	BEEK	BUCH TEN	ECHT	EPEN	OOST- MAAR LAND	SCHIN VELD
JAN	72.3	85.3	101.0	84.0	69.8	78.0	82.8
FEB	113.3	113.5	99.4	89.0	143.9	129.9	96.1
MRT	51.1	41.6	40.0	35.5	58.1	48.2	41.5
APR	85.4	76.8	63.9	68.5	92.3	85.7	68.3
MEI	75.5	83.7	94.8	79.9	79.4	86.2	77.3
JUN	162.9	188.6	234.9	231.3	188.6	195.0	160.7
JUL	36.2	36.1	25.2	32.4	51.9	29.9	58.5
AUG	70.4	71.9	57.1	47.6	69.7	60.6	56.1
SEP	27.9	16.6	19.5	26.2	26.5	17.5	28.5
OKT	33.0	37.7	34.0	28.9	51.3	40.2	40.8
NOV	91.5	83.6	86.4	70.4	100.3	88.2	71.8
DEC	23.2	22.8	25.2	20.3	27.2	21.0	20.7
JAAR	842.7	858.2	881.4	814.0	959.0	880.4	803.1
NORM	850.5	796.4	772.3	724.9	911.8	770.2	

NR	270	277	286	249	269	279	215	240	275	290	344	356	283	319	350	370	375	377	391
MND	LEEU WARDEN	LAU WERS OOG	NIEUW BEERTA	BERK HOUT	LELY STAD	HOOGE VEEN	VOOR SCHO TEN	SCHIP HOL	DEE LEN	TWEN THE	R'DAM	HER WIJNEN	HUP SEL	WEST DORPE	GILZE RIJEN	EIND HOVEN	VOLKEL	ELL	ARCEN
JAN	8.9	7.8	8.0	9.2	8.2	9.0	8.8	9.3	8.7	8.5	9.5	10.5	8.8	10.6	9.9	10.2	9.8	10.2	9.8
FEB	17.8	18.6	17.8	17.2	16.6	17.7	18.4	19.0	17.1	17.8	18.4	18.7	17.8	17.7	18.6	18.5	18.7	17.7	17.7
MRT	34.1	34.5	32.5	35.6	34.2	33.4	38.5	37.1	32.8	32.3	40.1	36.7	32.6	38.1	35.7	35.5	34.8	33.3	34.8
APR	60.6	59.6	57.6	63.1	61.0	58.9	63.4	63.1	56.6	59.4	66.0	62.9	61.6	59.2	61.1	63.8	62.8	59.3	61.7
MEI	98.5	99.6	97.9	99.1	94.3	95.8	93.6	95.8	88.5	92.5	93.9	90.9	90.7	94.2	89.8	90.8	92.4	87.6	93.2
JUN	88.5	84.7	89.6	94.3	89.3	93.2	89.9	90.0	90.2	92.1	85.7	85.5	89.7	77.5	85.4	87.9	89.4	84.5	90.0
JUL	99.4	96.4	96.7	103.5	96.5	95.8	111.7	101.1	93.3	97.6	105.1	99.8	99.5	104.2	98.8	103.6	98.9	102.1	102.2
AUG	83.2	86.4	83.5	86.5	85.0	83.5	93.2	88.6	85.1	83.6	94.5	89.9	85.8	92.6	89.0	91.2	90.8	84.5	88.1
SEP	66.9	64.9	67.2	65.5	64.3	65.3	66.0	65.1	66.1	66.9	68.9	67.9	66.7	65.5	68.4	72.2	71.5	68.1	70.3
OKT	28.7	27.6	24.7	31.4	28.0	25.4	31.9	31.9	26.8	24.0	31.4	30.5	25.1	32.2	30.7	29.7	29.4	27.3	26.9
NOV	12.1	11.8	10.8	10.9	11.0	11.6	12.1	11.5	11.2	10.9	11.7	12.6		13.3	12.7	13.0	12.0	12.4	12.2
DEC	6.9	6.3	6.5	7.0	6.7	7.5	7.8	7.0	7.0	7.1	8.2	8.1	7.7	9.4	8.8	8.8	8.7	9.0	9.0
JAAR	605.6	598.2	592.8	623.3	595.1	597.1	635.3	619.5	583.4	592.7	633.4	614.0		614.5	608.9	625.2	619.2	596.0	615.9

REFERENTIE
GEWASVERDAMPING (MM)DOORLOPEND POTENTIEEL
NEERSLAGOVERSCHOT (MM)

AANTAL SNEEUWDEKDAGEN

NR	235	280	260	310	380	NR	235	280	260	310	380	NR	025	161	550	733	973
MND	DE KOOY	EELDE	DE BILT	VLIS SINGEN	BEEK	MND	DE KOOY	EELDE	DE BILT	VLIS SINGEN	BEEK	MND	DE KOOY	EELDE	DE BILT	RIT THEM	BEEK
JAN	8.6	8.6	8.3	10.7	10.4	JAN						JAN	2	11	1		5
FEB	17.4	17.6	17.2	19.3	17.3	FEB						FEB	1
MRT	38.7	31.7	35.1	41.9	33.2	MRT						MRT
APR	66.7	56.4	61.2	68.4	56.8	APR	-18	14	21	-19	9						
MEI	102.9	93.0	89.7	98.8	87.8	MEI	-75	-42	-22	-73	10						
JUN	95.4	85.7	85.2	85.9	78.4	JUN	-83	-63	47	-71	119						
JUL	109.4	94.6	97.2	114.0	97.1	JUL	-157	-80	23	-136	52						
AUG	93.3	82.2	87.1	102.1	89.7	AUG	-192	-109	7	-172	18						
SEP	67.0	66.3	65.7	72.3	73.3	SEP	-229	-139	-41	-208	-39						
OKT	33.0	25.7	29.4	36.5	26.4	OKT	-151	-126	-23	-171	-31						
NOV	11.8	11.2	11.8	13.9	12.4							NOV
DEC	7.4	6.3	6.9	9.5	10.5							DEC
JAAR	651.6	579.3	594.8	673.3	593.3												

SNEEUWDEK DAG IS EEN DAG WAAROP
EEN SNEEUWDEK IS GECONSTATEERD OM 08.00 UUR

NEERSLAGGEMIDDELDEN PER DISTRICT (MM)

	D1	D2	D3	D4	D5	D6	D7	D8
JAAR	784.2	781.6	784.3	843.9	827.2	778.1	929.3	876.6
NORM	836.8	855.8	851.2	871.7	851.8	838.6	885.3	892.1
	D9	D10	D11	D12	D13	D14	D15	LAND
JAAR	827.8	814.2	882.5	877.9	867.7	865.6	881.4	843.6
NORM	831.1	827.9	827.2	850.1	806.7	770.2	835.6	848.4

HOOGSTE JAARSOM

MM TE

LAAGSTE JAARSOM

MM TE

HOOGSTE MAANDSOM

MM IN

TE
TE
TE

LAAGSTE MAANDSOM

MM IN

TE
TE
TE

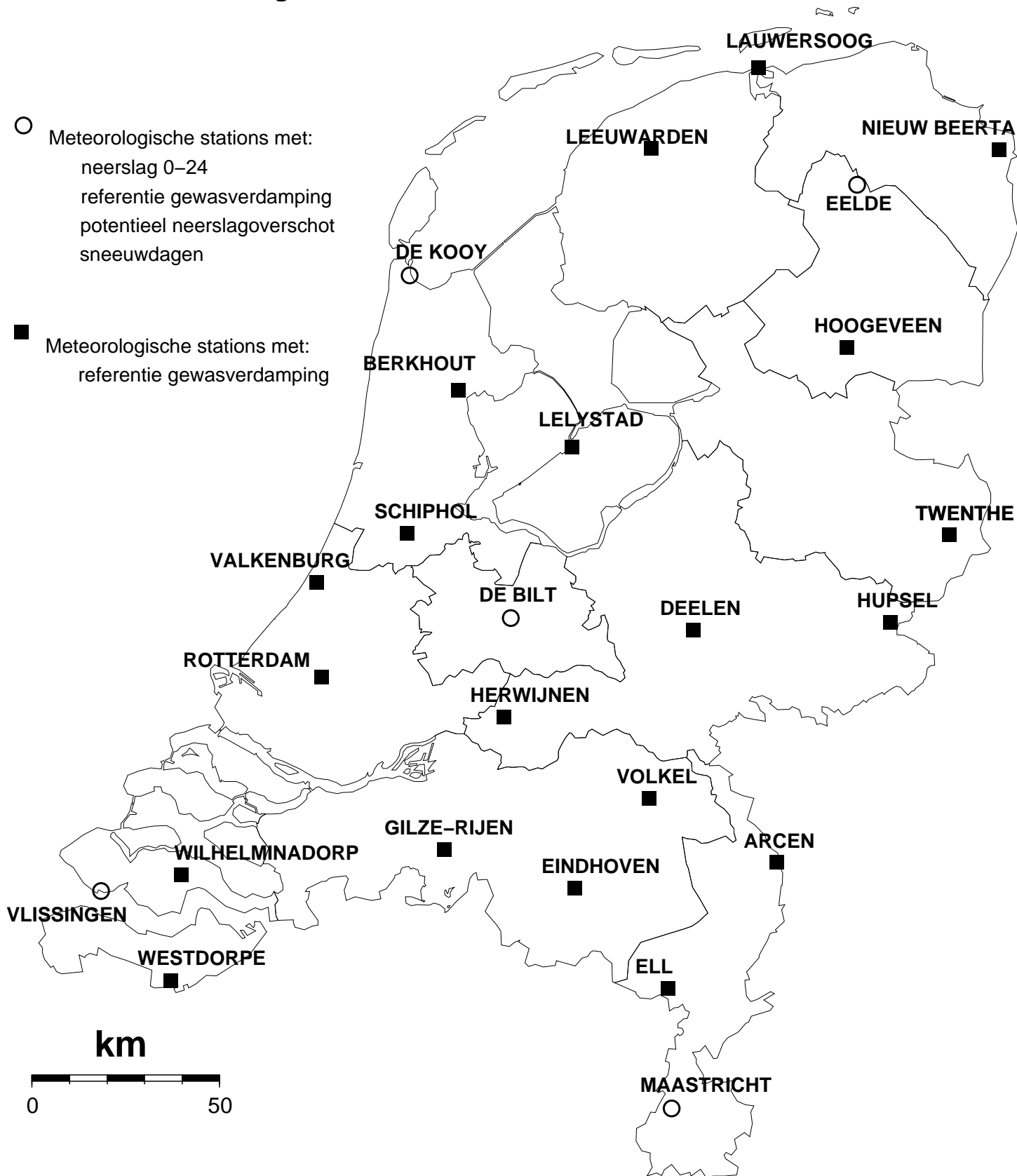
NORMALEN: K 1981-2010

HOOGSTE DAGSOM

MM OP

TE
TE
TE

Kaart met meteorologische stations

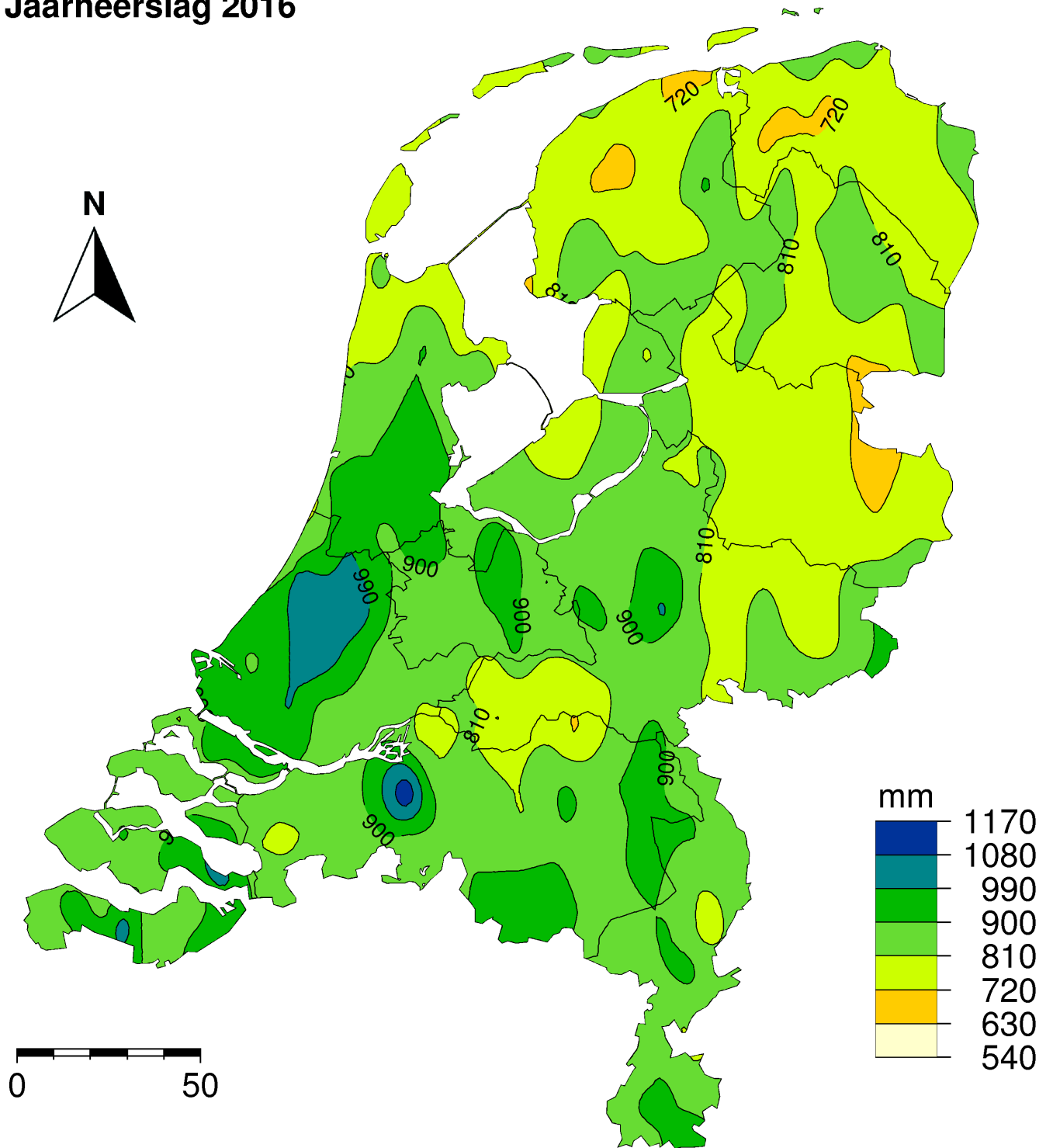




- Neerslagstations
handmatig 08.00 - 08.00 UT



Jaarneerslag 2016





Dit rapport is een uitgave van:

Koninklijk Nederlands Meteorologisch Instituut
Postbus 201 | 3730 AE De Bilt
www.knmi.nl | klimaatdesk@knmi.nl