



Koninklijk Nederlands
Meteorologisch Instituut
Ministerie van Infrastructuur en Milieu

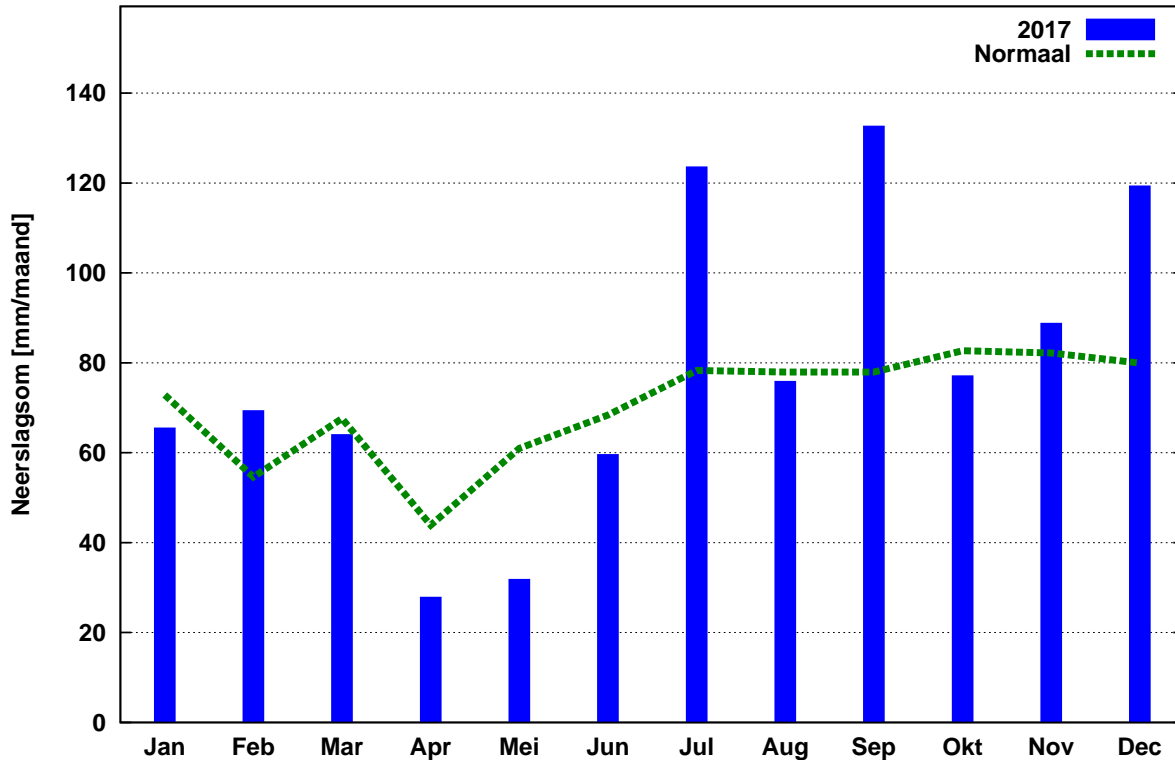
Jaaroverzicht neerslag en verdamping in Nederland

2017



Landelijk gemiddelde maandelijkse neerslagsom in 2017 (gebaseerd op 321 stations)

Jaarsom: 936.7 mm Normaal: 847.3 mm



In het Jaaroverzicht neerslag en verdamping in Nederland (JONV) zijn maandelijkse en jaarlijkse gegevens van neerslag, verdamping, potentieel neerslagoverschot en sneeuwdagen opgenomen. De metingen worden verricht op ca. 325 KNMI-neerslagstations en 25 KNMI meteorologische stations, alwaar uit metingen van temperatuur en straling de referentie-gewasverdamping wordt berekend. Het JONV is ruim 75 jaar uitgegeven als KNMI-periodiek en wordt sinds 2009 verspreid via internet (<http://www.knmi.nl/nederland-nu/klimatologie/gegevens/monv>).

KNMI
Postbus 201
3730 AE De Bilt
e-mail: Klimaatdesk@knmi.nl

2017
NEERSLAG 8-8 UUR (MM)

DISTRICT 1														DISTRICT 2			
NR	10	11	12	15	16	17	18	19	21	22	24	25	26	61	64	65	66
MND	HOL LUM	W.TER SCHEL LING	SCHIER MONNIK OOG	OOST VLIET LAND	PETTEN	DEN BURG	NES AME LAND	DE COCKS DORP	CAL LANTS OOG	DE KOOG	VLIET LAND	DE KOOY	FOR MERUM	SKRINS	SNEEK	MAK KUM	HAR LINGEN
JAN	77.6	52.0	62.6	69.5	49.4	63.2	60.5	55.5	57.3	64.8	55.2	58.8	60.9	63.3	69.0	45.4	56.3
FEB	106.9	57.6	63.1	60.5	57.5	68.7	53.4	70.6	64.3	58.6	57.1	64.6	59.1	62.1	76.2	54.6	59.8
MRT	73.6	37.8	41.8	39.0	45.4	43.5	56.1	41.3	44.3	42.0	35.8	53.0	47.7	60.2	65.7	42.3	57.8
APR	27.8	25.8	29.0	21.4	22.3	29.7	40.8	26.7	24.9	27.7	22.6	24.9	24.7	26.1	27.2	26.9	20.4
MEI	11.3	12.5	33.5	8.0	19.1	12.3	20.1	10.5	14.2	10.0	8.6	15.0	11.5	33.0	35.3	18.9	12.0
JUN	106.1	70.4	88.4	68.5	52.6	51.6	104.9	58.8	45.3	48.4	60.4	47.3	65.2	86.4	89.6	72.2	84.4
JUL	90.2	84.5	101.7	75.3	66.5	71.0	107.9	75.2	65.5	57.2	77.9	60.4	150.8	116.6	108.4	110.9	100.3
AUG	123.2	111.7	112.6	84.7	97.4	103.7	127.4	97.0	107.3	94.8	80.5	85.4	120.5	101.2	105.6	117.0	107.1
SEP	202.8	153.2	150.8	168.8	213.4	166.1	186.4	185.1	221.3	153.6	161.8	195.7	165.5	127.4	111.7	110.9	149.0
OKT	95.1	67.9	79.4	62.1	57.4	85.3	109.7	80.8	67.1	89.6	74.5	58.3	77.1	88.6	94.0	72.8	69.0
NOV	97.6	105.2	138.9	115.8	95.2	95.6	109.8	108.8	102.9	90.6	117.3	115.3	95.8	111.1	109.2	74.3	123.8
DEC	116.7	124.1	97.7	129.8	120.1	113.9	128.9	120.9	141.8	122.8	129.1	117.4	119.8	96.7	101.5	88.6	120.5
JAAR	1128.9	902.7	999.5	903.4	896.3	904.6	1105.9	931.2	956.2	860.1	880.8	896.1	998.6	972.7	993.4	834.8	960.4
NORM	846.0	842.0	818.9	839.9	805.7	823.6	879.7	847.6	847.7	830.8	809.7	813.7	847.3		840.3	796.5	794.5

DISTRICT 2

NR	67	68	69	70	73	75	76	77	78	79	80	81	82	84	85	86	87	89
MND	DOK KUM	ST ANNA PAR.	APPEL SCHA	OUDE MIRDUM	DRACH TEN	OLDE HOLT FADE	KORN WERDER ZAND	KOLLUM	HER BAYUM	HEEG	STA VOREN	JOURE	GORRE DIJK	EZUMA ZIJL	LEEUE WARDEN	NIJ BEETS	BER GUMER DAM	AK KRUM
JAN	66.5	67.5	72.3	52.4	77.8	61.8	67.3	72.7	66.5	61.0	51.1	61.9	61.9	61.8	60.3	60.2	61.9	53.0
FEB	75.4	65.7	88.4	65.7	71.5	66.3	71.7	83.1	59.3	76.2	61.8	75.5	76.4	68.6	58.1	68.2	61.9	71.5
MRT	62.2	60.1	84.6	61.9	64.1	72.9	64.6	78.3	58.5	67.4	53.5	73.9	68.1	54.4	55.8	64.8	57.7	62.8
APR	29.8	28.4	50.7	26.7	36.1	30.7	31.7	36.5	25.5	37.9	37.0	30.5	30.0	36.4	29.5	34.2	32.9	27.1
MEI	23.6	21.2	21.6	29.8	22.1	41.3	16.8	23.4	12.6	37.1	43.0	30.0	20.8	26.0	29.8	23.4	29.6	28.8
JUN	100.6	92.6	100.0	90.7	97.5	102.6	78.8	113.9	75.0	116.2	81.2	107.5	104.7	80.6	94.9	124.9	139.8	81.0
JUL	113.5	114.1	137.3	147.7	113.7	144.9	88.1	104.3	86.0	106.5	93.4	96.3	131.8	88.7	104.7	97.4	101.3	102.8
AUG	87.7	117.7	45.7	98.4	64.4	54.9	105.7	78.5	118.2	121.3	92.3	86.9	62.1	72.4	113.5	63.1	93.1	84.4
SEP	198.7	201.6	101.8	191.3	146.6	115.4	125.2	135.2	134.5	132.4	161.4	143.0	133.8	175.1	151.4	164.4	123.4	175.3
OKT	98.4	96.0	98.1	81.5	109.2	93.8	88.7	102.9	97.7	103.8	66.3	100.6	104.6	96.7	84.3	84.5	89.4	97.6
NOV	118.2	114.4	108.4	95.5	114.7	104.9	92.1	131.5	115.5	116.4	90.7	106.8	120.8	126.8	98.3	108.7	93.5	107.5
DEC	114.9	126.3	109.8	106.7	124.1	99.7	104.0	118.0	123.5	104.2	94.1	105.2	108.1	105.3	104.5	100.4	110.5	101.2
JAAR	1089.5	1105.6	1018.7	1048.3	1041.8	989.2	934.7	1078.3	972.8	1080.4	925.8	1018.1	1023.1	992.8	985.1	994.2	995.0	993.0
NORM	880.0	883.8	910.4	839.4	900.5	880.7	781.5	896.9	832.0	859.5	777.2	845.3	886.3	888.0	869.7	852.2	859.9	

DISTRICT 2

NR	90	91	166	171	326	338	353	134	135	136	139	140	141	142	143	144	145
MND	EERNE WOUDE	TER NAARD	MARUM	AN JUM	FREDE RIKS OORD	GIET HOORN	BLOK ZIJL	MIDDEL STUM	WOL TER SUM	EZIN GE	GRO NINGEN	ASSEN	DELFT ZIJL	WARF FUM	FINS TER WOLDE	TER APEL	ZOUT KAMP
JAN	57.4	58.1	66.1	65.5	63.9	57.5	56.0	56.6	62.1	57.9	61.9	68.6	58.3	63.4	71.4	78.9	49.3
FEB	66.4	55.9	74.9	67.2	72.5	67.7	72.2	66.6	75.2	58.6	61.4	71.1	69.1	67.8	60.4	59.8	70.9
MRT	62.7	42.5	72.6	54.7	69.8	65.3	68.6	59.3	72.2	62.1	66.5	81.6	68.4	64.5	64.8	54.8	47.0
APR	32.4	34.9	50.6	36.9	35.3	30.0	31.1	36.0	44.4	33.5	41.4	35.0	42.2	45.4	39.3	32.9	28.8
MEI	30.3	23.0	27.5	31.8	16.7	32.4	36.4	36.8	35.8	21.8	25.3	27.3	25.8	24.0	56.8	34.0	14.1
JUN	110.4	98.2	83.2	86.0	104.7	145.7	114.5	63.2	57.6	65.3	61.6	95.3	51.9	65.9	67.6	102.3	75.4
JUL	117.9	103.8	119.2	86.2	140.2	140.6	156.6	98.2	156.7	97.7	173.1	198.4	157.6	124.0	129.6	147.5	117.3
AUG	97.0	113.1	60.6	87.2	44.7	46.7	54.6	63.5	46.1	69.4	48.0	41.1	49.9	76.1	52.1	48.6	83.8
SEP	167.1	190.1	144.2	164.6	128.6	146.8	158.7	122.2	99.7	139.5	101.0	137.6	110.5	119.8	103.6	104.7	131.2
OKT	89.2	110.6	107.7	88.6	88.6	78.6	74.8	99.0	96.1	89.0	106.9	93.8	104.6	101.4	92.9	87.6	93.7
NOV	107.0	123.5	114.1	120.1	93.3	83.3	84.1	107.6	102.0	110.7	95.2	83.6	87.8	126.0	74.4	94.8	107.3
DEC	114.8	115.7	120.2	102.6	96.3	92.5	96.2	88.0	101.0	90.8	103.1	117.2	91.8	111.4	99.4	104.4	105.1
JAAR	1052.6	1069.4	1040.9	991.4	954.6	987.1	1003.8	897.0	948.9	896.3	945.4	1050.6	917.9	989.7	912.3	950.3	923.9
NORM	837.9	839.8	892.6		846.0	848.9	856.2	828.6			880.5	869.0	813.1	878.5	796.7	802.1	848.9

DISTRICT 3

NR	147	148	150	151	152	154	155	156	158	159	160	161	162	163	164	172	323	337
MND	VEEN DAM	SAPPE MEER	UIT HUI ZEN	ROODE SCHOOL	GIETER VEEN	EENRUM	EEXT	VLAGT WEDDE	ONNEN	NIEUW BUINEN	VEEN HUI ZEN	EELDE	NIE KERK	RODEN	ZEE RIJF	NIEUW OLDA	LAAG HA LEN	SCHOON LOO
JAN	67.1	73.3	60.8	75.3	74.5	61.6	79.4	69.3	72.1	66.5	68.9	67.7	59.4	64.0	65.0	66.9	64.2	80.4
FEB	64.5	69.8	63.7	73.3	58.6	59.5	80.8	56.1	64.3	59.0	71.7	58.5	56.0	83.9	66.9	61.8	74.8	71.7
MRT	70.9	80.5	62.4	68.2	69.1	56.4	76.9	57.5	70.9	65.7	72.8	66.4	43.9	75.6	61.6	61.8	73.1	78.0
APR	43.2	39.0	39.0	40.9	45.0	38.6	33.4	39.0	40.1	33.3	41.7	45.8	35.4	40.4	40.9	49.4	26.4	33.0
MEI	38.3	52.4	41.2	37.9	34.3	17.5	25.0	40.1	35.8	39.8	19.5	27.7	33.3	16.3	29.4	43.9	19.1	30.6
JUN	101.6	79.8	59.6	64.0	93.0	76.1	93.2	102.6	87.9	115.9	105.8	79.7	79.2	85.9	73.2	61.8	78.2	81.2
JUL	143.5	226.1	102.4	123.8	126.3	130.8	127.2	119.6	204.2	120.6	130.9	189.0	103.9	122.6	133.3	141.1	169.5	141.6
AUG	52.6	55.8	63.6	66.9	49.8	71.6	46.8	53.6	47.3	53.9	52.0	54.2	77.5	58.1	55.9	56.5	47.7	63.5
SEP	100.4	131.7	139.4	155.3	110.1	142.1	116.0	93.5	121.5	80.5	114.2	96.9	120.6	111.6	119.6	93.4	104.3	111.4
OKT	111.6	114.8	99.0	100.7	96.1	103.3	101.5	90.9	106.1	94.6	111.0	94.3	85.2	101.3	104.6	98.2	98.5	104.0
NOV	83.0	95.8	122.7	115.6	74.4	117.2	67.1	77.8	97.9	67.8	94.4	85.9	114.4	92.3	102.1	84.3	94.2	104.4
DEC	98.3	114.8	105.9	107.5	98.0	99.1	106.7	92.9	114.0	95.3	91.7	107.0	116.8	116.2	92.8	100.4	95.7	117.7
JAAR	975.0	1133.8	959.7	1029.4	929.2	973.8	954.0	892.9	1062.1	892.9	974.6	973.1	925.6	968.2	945.3	919.5	945.7	1017.5
NORM	799.6	862.0	896.6	828.4	819.1	878.6	884.6	778.6	823.9	824.9	879.1	838.0	876.4	925.2	852.8			892.4

DISTRICT 4

NR	217	221	222	223	224	226	227	228	230	233	234	235	236	238	239	240	242	249
MND	HEILOO	ENK HUI ZEN	HOORN	SCHEL LING WOUDE	EDAM	WIJK A/ZEE	ANNA PAU LOWNA	SCHA GEN	ZAAN DIJK	ZAAN DAM H'BRG	BER GEN	CAS TRICUM	MEDEM BLIK	DE HAUKES	DEN OEVER	KREI LER OORD	PURMER END	HOOG KARS PEL
JAN	55.3	44.5	48.7	62.9	55.6	65.7	64.1	51.0	96.2	60.6	60.0	69.5	62.2	66.2	62.7	55.5	58.5	56.6
FEB	70.6	74.7	66.4	73.3	76.0	66.7	65.1	54.9	199.9	82.1	68.8	79.6	63.6	61.3	63.7	58.4	77.9	75.8
MRT	47.2	49.9	37.9	54.1	53.9	40.6	46.7	39.2	93.3	61.5	36.7	43.4	47.4	44.3	47.4	54.2	48.5	47.4
APR	29.4	26.5	28.6	27.6	21.8	31.1	23.9	24.9	111.6	29.9	31.8	33.4	24.5	25.2	38.9	34.5	37.2	29.7
MEI	23.9	37.5	28.5	31.4	34.8	24.7	20.7	25.5	133.9	27.4	29.4	36.2	39.0	25.6	26.1	29.0	31.1	34.2
JUN	39.0	78.1	46.0	71.4	69.0	34.0	45.9	56.3		71.3	56.9	37.1	60.1	68.3	71.2	81.9	55.0	65.3
JUL	106.4	116.6	95.9	140.5	124.5	111.3	86.0	65.9		140.9	84.3	115.9	71.0	64.4	59.7	61.2	128.3	108.9
AUG	105.2	136.6	125.1	84.1	84.4	103.8	109.9	98.3		90.2	134.9	98.5	105.4	104.3	98.7	85.4	109.2	125.0
SEP	263.3	198.8	218.4	165.3	180.6	205.5	204.9	207.3		178.4	221.8	254.1	211.8	207.1	188.1	214.1	193.6	196.6
OKT	99.0	100.3	82.1	84.5	86.4	57.7	59.1	57.7		88.1	75.1	84.6	81.7	79.9	72.6	80.4	86.2	90.8
NOV	138.5	90.2	98.4	110.9	108.6	101.4	112.5	104.6		114.4	128.3	106.0	108.6	116.5	97.2	112.7	128.1	102.2
DEC	143.6	102.3	113.9	139.5	132.4	112.8	117.3	102.2		137.7	122.0	129.0	101.0	107.0	108.5	99.2	134.2	112.9
JAAR	1121.4	1056.0	989.9	1045.5	1028.0	955.3	956.1	887.8		1082.5	1050.0	1087.3	976.3	970.1	934.8	966.5	1087.8	1045.4
NORM	874.4	842.3	843.6	953.2	892.6	850.4	853.2	858.0	889.2	932.0	878.1	903.3	857.8	833.3	794.2	794.5	935.9	836.8

DISTRICT 4

NR	251	252	255	257	263	256	317	344	348	352	356	359	364	365	366	369	371
MND	WEST BEEM STER	KOL HORN	OB DAM	HOOG WOOD	ASSEN DELFT	MARK EN	MARK NESSE	TOLLE BEEK	EMMEL OORD	NA GELE	KUINRE	LEMMER BUMA	DRON TEN	SWIF TER BANT	BID DING HUIZEN	LELY STAD	ZEE WOLDE
JAN	56.4	61.7	59.1	66.9	61.3	52.7	53.2	47.4	55.7	56.7	63.4	57.9	56.5	54.6	54.5	57.1	59.7
FEB	81.6	64.4	69.6	75.1	75.4	71.9	66.9	56.9	69.4	62.5	78.3	67.6	71.1	71.4	69.7	74.5	68.5
MRT	49.9	50.5	45.6	47.2	48.5	55.0	66.5	55.9	67.6	64.9	76.6	59.6	64.5	57.6	60.2	57.9	58.9
APR	29.8	29.8	33.3	26.5	35.0	20.3	34.0	28.3	30.7	33.8	30.2	26.7	35.2	41.0	31.4	30.9	21.4
MEI	33.6	30.1	34.1	33.7	29.1	34.5	30.2	49.5	32.9	29.1	38.9	35.7	29.5	32.0	15.0	36.6	35.5
JUN	44.8	64.7	55.4	50.0	49.7	61.2	100.6	73.0	94.8	88.9	92.5	83.9	63.9	90.7	84.4	77.8	61.6
JUL	98.8	66.4	86.5	74.8	122.6	159.0	167.1	173.5	161.0	138.1	162.2	124.8	129.2	126.3	130.7	130.8	147.4
AUG	103.2	91.1	122.4	121.6	96.1	76.9	51.1	66.4	57.1	58.2	67.5	100.0	42.5	64.6	62.1	59.2	57.3
SEP	210.0	200.7	256.0	191.8	213.9	138.7	156.6	150.3	172.5	168.2	145.9	174.8	154.6	160.8	133.7	163.9	122.2
OKT	94.6	85.3	98.0	80.7	66.5	69.7	85.4	85.9	85.2	75.9	99.7	97.6	77.6	88.8	86.2	79.1	62.4
NOV	127.7	125.2	119.6	111.2	110.6	103.9	83.5	88.7	83.5	68.7	91.4	89.4	93.4	87.7	98.7	93.5	107.2
DEC	125.1	116.2	121.5	121.4	123.3	121.8	89.3	91.3	98.5	79.5	108.5	96.2	101.9	101.0	117.1	132.7	117.3
JAAR	1055.5	986.1	1101.1	1000.9	1032.0	965.6	984.4	967.1	1008.9	924.5	1055.1	1014.2	919.9	976.5	943.7	994.0	919.4
NORM	878.2	846.4	891.0		893.3	840.8		800.5	859.1	854.6	893.9	816.5	874.7	833.6	850.2	848.8	896.3

DISTRICT 5

2017
NEERSLAG 8-8 UUR (MM)

NR	DISTRICT 5			DISTRICT 6														
	ZEE WOLDE SW	HARDER WIJK		STEEN WIJKS MOER	DWIN GE LOO	ZWOLLE	DENE KAMP	HOOGE VEEN	EMMEN	IJSSEL MUIDEN	RHEE ZER VEEN	HEINO	ZWEE LOO	VILS TEREN	SCHOO NEBEEK	VROOMS HOOP	KLA ZIENA VEEN	DE DEMS VAART
JAN	51.3	47.9		63.5	72.0	64.8	68.5	58.7	75.0	59.0	69.6	59.0	74.2	57.9	78.6	62.2	81.0	74.4
FEB	69.0	79.1		56.8	68.1	77.4	66.7	60.1	59.5	76.1	80.8	75.9	64.4	73.8	58.2	81.5	80.9	69.9
MRT	51.7	68.0		64.6	74.3	68.5	55.8	67.5	70.2	69.0	61.7	62.0	78.8	64.5	61.5	64.9	74.0	83.8
APR	25.1	24.2		32.1	35.4	26.2	24.0	26.2	24.2	29.5	28.5	23.5	27.4	22.6	21.4	22.4	34.8	27.5
MEI	30.5	18.3		22.2	17.9	32.6	33.1	17.8	41.3	24.7	26.9	31.9	26.9	25.1	31.5	22.7	33.9	29.7
JUN	73.5	72.9		71.4	112.7	86.9	62.0	107.1	83.9	72.0	82.6	99.0	77.3	107.8	75.8	77.6	81.0	102.6
JUL	124.1	127.9		97.0	154.4	122.1	124.7	142.3	125.9	122.5	103.1	101.9	115.1	87.0	105.5	99.0	120.3	103.2
AUG	55.0	53.7		54.1	61.9	36.9	89.9	69.2	51.0	40.1	48.9	44.2	52.2	42.6	61.4	46.0	59.8	54.1
SEP	134.0	107.6		121.6	116.2	114.2	83.1	130.4	108.8	142.8	130.0	137.8	107.5	110.8	111.2	102.4	117.0	110.5
OKT	78.4	64.5		86.4	100.7	68.8	90.0	88.9	102.5	70.3	75.1	76.1	104.1	74.0	76.4	74.9	90.2	89.7
NOV	97.2	93.7		91.0	95.0	89.8	69.3	88.4	103.2	96.5	87.0	84.6	98.6	86.0	80.6	88.0	81.5	96.2
DEC	140.0	120.3		84.2	112.6	91.1	92.3	90.1	106.6	97.3	95.4	89.1	112.2	94.5	93.4	106.7	106.4	97.1
JAAR	929.8	878.1		844.9	1021.2	879.3	859.4	946.7	952.1	899.8	889.6	885.0	938.7	846.6	855.5	848.3	960.8	938.7
NORM	845.8	830.2			913.6	846.7	797.9	878.6	869.7	855.1	827.9	801.1	841.2	854.7	769.1	815.7	777.8	858.0

NR	DISTRICT 6											DISTRICT 7					
	ROU VEEN	TUB BERGEN	RUINER WOLD	AL MELO	EN SCHEDE	HENGE LO (OV)	TWEN THE	HELLEN DOORN	WEER SELO	LET TELE	HOL TEN	OVER VEEN	ZAND VOORT	ZOE TER MEER	HEEM STEDE	LIJN DEN	HOOFD DORP
JAN	63.8	61.2	63.2	64.8	73.3	58.3	67.6	57.3	66.3	56.4	55.7	72.8	65.7	74.5	68.2	65.0	72.3
FEB	67.3	65.2	74.4	77.1	81.8	64.1	63.4	88.4	66.9	83.9	74.2	84.6	63.9	77.8	69.6	74.3	74.9
MRT	62.1	57.0	66.8	65.7	75.5	75.7	76.0	53.8	61.3	64.9	66.0	58.2	42.2	59.2	48.1	53.3	56.4
APR	25.9	27.2	33.2	22.5	22.9	23.6	25.7	29.5	24.8	22.0	28.1	34.0	26.7	28.5	38.8	34.4	41.3
MEI	23.1	22.5	10.5	29.7	29.9	39.5	38.4	37.4	31.1	38.6	40.1	30.9	23.9	26.8	25.8	32.3	39.3
JUN	75.4	68.4	96.7	72.3	54.1	63.9	51.4	77.3	54.9	65.3	77.5	42.6	34.4	52.8	49.1	56.3	59.9
JUL	138.4	113.0	123.0	105.7	123.8	124.8	127.7	97.1	113.9	119.1	103.2	141.6	122.2	147.7	139.5	156.6	119.4
AUG	42.8	63.3	49.4	71.7	55.9	89.7	84.5	50.3	87.4	48.4	49.0	89.1	81.3	96.5	93.0	99.4	106.5
SEP	134.2	101.8	129.3	88.5	98.6	106.8	103.2	122.0	100.4	104.1	91.1	175.2	183.6	180.8	170.0	171.4	182.2
OKT	68.3	80.7	78.0	72.7	91.0	77.8	81.1	79.7	79.2	81.7	79.9	86.3	69.5	91.7	82.5	94.9	84.6
NOV	91.6	73.1	76.1	72.7	89.1	83.0	81.0	87.7	74.0	89.9	83.0	113.3	94.8	106.2	110.2	100.8	107.9
DEC	99.9	87.9	91.0	104.6	131.9	99.5	106.2	111.5	93.8	107.9	89.2	120.3	115.9	163.9	128.9	130.5	121.0
JAAR	892.8	821.3	891.6	848.0	927.8	906.7	906.2	892.0	854.0	882.2	837.0	1048.9	924.1	1106.4	1023.7	1069.2	1065.7
NORM	859.9	817.3		851.1	829.4	833.5	832.7	853.3	826.8	828.6		904.3	835.2		896.8	906.4	930.9

NR	DISTRICT 7																	
	ROELOF ARENDS VEEN	BOS KOOP	GOUDA	KAT WIJK	DELFT	NU MANS DORP	BERG SCHEN HOEK	LISSE	STRIJ EN	OOST VOORNE	AALS MEER	BAREN DRECHT	N.HEL VOET	BRIEL LE	POORTU GAAL	ZEG VELD	VALKEN BURG VK	H.VAN H'LAND M'PAD
JAN	72.9	65.5	60.9	66.0	70.2	88.2	74.5	72.8	66.4	93.1	57.2	71.1	77.2	71.4	76.5	56.8	85.9	64.1
FEB	86.6	73.3	69.3	63.0	71.8	70.9	87.2	69.4	81.5	91.1	65.3	79.1	66.2	79.9	87.1	63.2	73.4	63.2
MRT	65.1	54.9	50.6	46.6	55.3	71.8	64.0	55.0	64.5	56.2	58.6	57.5	45.2	53.9	57.7	47.5	59.4	51.7
APR	36.1	34.9	33.4	35.0	33.8	24.0	39.1	24.3	28.6	24.2	37.7	30.1	22.5	25.8	27.4	30.8	40.0	28.6
MEI	31.3	40.5	31.2	25.9	25.6	41.8	26.3	28.5	27.5	21.0	30.1	39.7	28.9	26.3	34.4	40.1	32.7	25.6
JUN	50.3	45.4	47.4	51.7	45.6	50.2	46.0	47.7	46.3	40.5	57.5	68.7	37.3	37.1	57.1	42.0	59.8	39.4
JUL	150.1	169.6	153.6	152.0	137.4	163.4	167.6	153.5	141.6	120.8	163.9	145.4	164.0	140.4	158.3	160.7	152.5	127.0
AUG	103.5	74.3	84.0	106.5	107.1	72.7	95.8	99.0	77.8	99.8	94.5	68.8	99.3	108.9	84.6	74.7	99.9	99.3
SEP	170.2	164.5	158.6	222.5	183.1	151.3	163.1	230.9	138.7	163.4	197.5	123.0	209.3	187.6	126.1	127.5	205.7	193.4
OKT	79.3	86.0	77.6	72.2	100.4	73.1	98.9	96.9	82.2	71.1	79.2	98.9	89.9	88.2	95.0	83.6	68.0	75.6
NOV	96.3	86.3	75.3	104.6	106.5	88.6	85.2	131.4	76.5	91.4	111.0	78.3	82.6	96.7	89.4	90.0	101.0	105.7
DEC	120.0	153.1	149.3	153.1	159.1	135.3	148.0	141.5	135.3	144.0	136.1	138.2	136.3	141.1	149.1	152.3	149.8	140.3
JAAR	1061.7	1048.3	991.2	1099.1	1095.9	1031.3	1095.7	1150.9	966.9	1016.6	1088.6	998.8	1058.7	1057.3	1042.7	969.2	1128.1	1013.9
NORM	883.8	913.8	877.7	905.1	913.2	848.4	932.6	873.7	822.9	863.0	882.4	931.9	808.1	892.3	887.4	839.5	899.4	872.3

DISTRICT 7											DISTRICT 8						
NR	479	480	481	482	483	548	559	561	563	572	328	329	336	350	509	510	514
MND	MAAS LAND	HON SELS DIJK	VOOR SCHO TEN	HENDRIK- IDO AM BACHT	KRIM- PEN AD LEK	LOENEN A/D VECHT	VLEU TEN	BEN SCHOP	WEESP	AB COUDE	HEERDE	WAPEN VELD	OLDE BROEK	ELBURG	DOORN	VAAS SEN	EPE
JAN	64.1	63.5	81.8	69.0	72.4	74.8	72.9	64.0	60.1	61.1	56.6	62.0	55.5	58.2	64.2	56.6	60.1
FEB	55.6	58.5	75.2	80.2	73.1	88.7	75.5	76.2	82.0	72.8	81.8	79.5	83.0	75.8	81.2	89.8	84.4
MRT	42.8	49.4	56.7	63.4	60.7	63.0	56.2	51.1	54.1	59.4	76.1	75.6	69.7	64.4	60.9	70.9	76.7
APR	27.0	30.1	45.6	30.7	27.5	27.2	26.5	30.3	32.1	24.9	35.2	33.5	33.9	27.6	37.0	24.3	25.0
MEI	21.1	19.6	35.8	32.7	39.7	34.9	25.0	35.4	42.3	39.2	44.5	35.5	23.4	25.6	36.9	39.1	36.5
JUN	29.8	45.2	64.3	58.3	55.3	58.2	52.2	59.5	67.2	56.8	92.2	91.2	62.1	64.2	50.1	87.3	86.4
JUL	139.5	114.6	156.2	133.7	130.0	160.6	122.2	110.3	142.0	172.6	105.1	112.0	135.2	117.7	146.6	100.8	126.3
AUG	106.7	112.1	116.2	69.0	64.3	75.7	66.0	61.1	82.6	72.0	36.8	34.4	46.5	46.7	58.4	51.9	47.2
SEP	168.0	167.4	192.0	133.4	139.4	173.7	124.7	117.4	163.4	154.2	128.5	119.8	124.3	123.4	129.2	133.9	156.0
OKT	88.1	83.4	85.6	95.2	81.5	81.5	76.2	77.2	76.9	88.0	75.1	66.6	71.2	80.1	77.4	74.2	80.9
NOV	88.0	110.2	96.9	77.4	78.3	86.9	94.9	73.5	94.7	87.4	94.1	95.9	86.6	103.5	76.5	84.9	97.8
DEC	131.4	148.8	155.1	143.9	139.2	134.0	144.3	135.6	120.4	125.1	110.0	105.2	111.4	124.8	141.1	125.6	117.5
JAAR NORM	962.1	1002.8	1161.4	986.9	961.4	1059.2	936.6	891.6	1017.8	1013.5	936.0	911.2	902.8	912.0	959.5	939.3	994.8
			940.1	879.0	953.7	882.0	838.0	839.5	892.2	898.7	847.9	887.6	909.0	819.7	893.0	929.4	898.9

DISTRICT 8																		
NR	523	541	542	543	546	547	557	558	560	564	565	567	570	571	573	576	578	579
MND	WIJK B/DUUR STEDE	ARNHEM	PUT TEN	APRIL DOORN	WOUDEN BERG	NIJ KERK	EER BEEK	LUN TEREN	AME RONGEN	HULS HORST	VOORT HUI ZEN	KOOT WIJK	ELS FEET	HARS KAMP	BEEK BERGEN	SPA KEN BURG	OOSTER BEEK	VEE NEN DAAL
JAN	80.2	74.3	64.9	58.6	71.2	68.0	61.0	63.5	72.4	64.4	70.3	62.3	62.1	55.5	74.0	53.3	75.2	60.5
FEB	83.9	86.3	92.9	98.4	90.0	86.6	80.2	76.8	94.1	92.0	82.3	84.5	94.9	75.0	87.5	83.6	75.2	77.6
MRT	65.3	109.4	65.6	88.0	66.3	71.8	77.1	71.5	68.8	67.1	77.0	86.6	73.7	73.3	74.3	58.5	92.4	68.7
APR	29.0	22.6	39.4	31.3	30.9	37.3	20.2	30.7	42.9	33.3	33.7	27.7	31.8	29.0	24.7	25.8	22.7	30.3
MEI	38.2	38.5	29.0	37.4	31.3	36.8	42.7	27.5	27.3	25.1	25.8	30.1	31.0	31.5	34.8	35.7	43.0	25.2
JUN	48.2	90.4	66.5	94.3	53.3	56.1	68.7	48.0	51.7	65.6	61.2	69.3	72.2	49.3	68.0	52.5	65.8	56.4
JUL	142.2	103.9	130.6	109.1	160.3	145.5	110.8	124.7	137.8	137.5	110.9	116.3	122.6	98.0	119.2	144.1	116.5	131.8
AUG	51.8	85.3	72.9	51.2	63.8	53.1	79.4	103.0	75.3	63.7	68.7	79.0	54.5	95.4	65.6	56.8	124.1	86.0
SEP	123.0	110.5	93.2	147.8	112.9	100.7	115.7	111.3	141.8	123.4	90.6	128.9	134.1	120.5	155.9	134.3	129.1	115.5
OKT	76.4	95.1	74.7	88.9	90.9	75.7	80.1	73.7	71.2	77.4	82.5	86.3	87.7	72.0	84.0	66.9	74.8	72.8
NOV	74.0	91.6	87.8	90.6	76.5	90.6	78.7	69.7	77.2	103.7	81.4	87.4	98.6	79.1	81.9	88.1	73.2	67.1
DEC	134.5	143.9	140.0	149.6	162.8	130.6	163.5	145.1	136.0	142.0	144.0	145.6	152.2	135.7	165.4	121.9	150.6	142.5
JAAR NORM	946.7	1051.8	957.5	1045.2	1010.2	952.8	978.1	945.5	996.5	995.2	928.4	1004.0	1015.4	914.3	1035.3	921.5	1042.6	934.4
	797.1	928.2	920.7	967.4	859.8	837.8	903.3	873.3	850.8	869.2	872.5	904.4	938.7	863.7	980.6	858.8	914.2	853.8

DISTRICT 8										DISTRICT 9								
NR	580	582	583	591	593	595	596	588	645	663	666	667	669	673	674	678	679	
MND	BARNE VELD	HA MERS VELD	WAGE NINGEN PD	DEE LEN	LAREN	SOEST	EEMNES	DUI VEN	HENGE LO (GLD)	LOCHEM	WIN TERS WIJK	DOETIN CHEM	BOR CULO	GEN DRIN GEN	REKKEN	ALMEN	HERWEN	
JAN	69.2	60.0	70.1	69.0	72.3	65.2	69.5	65.2	58.0	58.3	60.9	62.5	65.3	52.6	67.4	55.0	59.9	
FEB	79.1	88.1	81.4	92.4	89.8	95.9	84.4	76.3	67.0	74.6	67.5	76.6	73.6	65.2	88.3	74.8	55.3	
MRT	75.1	80.7	79.8	86.9	67.5	69.4	67.8	91.0	64.8	71.5	57.3	71.2	60.9	82.0	72.5	73.7	68.6	
APR	34.4	29.8	37.1	25.8	30.6	30.4	24.9	21.5	12.0	20.9	22.1	21.5	12.9	19.2	19.7	18.6	17.5	
MEI	34.7	27.1	36.8	35.2	41.7	36.4	39.5	36.3	33.2	39.7	39.6	33.6	38.4	27.6	38.6	35.6	31.2	
JUN	64.5	56.4	58.0	68.3	59.1	64.4	68.8	66.2	62.1	73.9	56.9	68.6	67.1	43.2	67.3	83.5	70.4	
JUL	136.1	138.5	130.4	108.1	177.7	158.1	165.8	104.7	154.7	129.6	104.2	92.4	147.9	93.5	111.0	122.1	108.6	
AUG	109.7	64.5	99.9	102.6	92.3	64.3	72.2	79.7	66.2	95.7	55.9	62.1	55.8	55.7	51.0	97.5	58.3	
SEP	101.8	88.8	124.6	124.7	143.9	131.7	129.7	111.3	112.6	112.0	84.1	124.6	95.4	97.0	90.4	104.8	115.7	
OKT	82.8	77.7	66.0	80.3	86.8	91.5	70.8	79.8	72.9	80.0	84.1	84.5	83.4	76.8	84.9	75.8	77.3	
NOV	71.4	73.0	80.3	84.8	89.0	85.0	96.0	78.4	65.7	74.5	76.7	77.1	74.7	67.4	73.5	80.6	60.1	
DEC	144.0	142.5	138.7	176.1	156.6	157.8	139.1	126.8	135.5	143.0	112.0	135.3	124.5	112.4	119.1	144.7	112.4	
JAAR NORM	1002.8	927.1	1003.1	1054.2	1107.3	1050.1	1028.5	937.2	904.7	973.7	821.3	910.0	899.9	792.6	883.7	966.7	835.3	
	895.2	919.5	847.3	922.8	930.1			822.7		824.3	828.5	862.0	821.4	752.3	800.2	804.7	822.0	

2017
NEERSLAG 8-8 UUR (MM)

NR	DISTRICT 9							DISTRICT 10									
	680	682	683	684	686	688	689	434	465	539	549	562	569	584	589	830	835
MND	AAL TEN	MAR KELO	LICH TEN VOORDE	LIE VELDE	WOOLD	HUP SEL	DEVEN TER	GROOT AMMERS	OD AL BLAS	NIJ MEGEN	CULEM BORG	TIEL	HEU MEN	GELDER MALSEN	ZET TEN	HER WIJNEN	ANDEL
JAN	60.3	62.6	56.4	60.2	64.7	62.1	50.3	66.6	72.9	68.1	57.0	59.1	70.7	61.6	64.1	65.6	68.6
FEB	70.0	64.4	64.2	76.8	73.1	83.7	82.3	78.4	90.4	77.7	78.0	67.3	76.3	69.4	64.0	78.5	74.9
MRT	64.7	67.5	61.4	78.4	54.7	73.7	64.7	54.9	66.2	81.7	65.9	74.2	71.9	68.8	67.3	71.6	68.7
APR	15.4	23.5	19.2	22.7	18.4	14.7	19.2	33.7	30.3	32.0	28.6	28.9	30.3	30.1	35.8	26.1	25.4
MEI	32.0	38.9	44.1	35.1	32.4	29.4	36.3	42.6	30.4	27.4	30.1	27.7	25.5	28.1	43.8	22.4	19.1
JUN	35.8	81.7	39.2	55.1	40.5	78.2	63.0	56.8	55.3	60.7	51.7	40.5	63.5	48.2	52.0	43.8	50.2
JUL	126.4	94.6	99.2	94.6	111.0	119.1	113.3	102.5	122.8	104.1	128.2	87.5	124.4	95.6	106.4	100.1	112.2
AUG	55.6	73.9	57.7	51.5	61.8	50.2	52.8	58.3	62.7	62.4	49.6	62.3	59.6	54.2	91.4	50.1	55.9
SEP	96.6	111.6	89.7	102.8	84.1	100.7	95.9	106.5	129.8	93.7	124.6	110.1	102.4	116.1	100.7	117.3	126.8
OKT	93.1	78.0	80.3	89.2	104.6	105.3	75.3	64.7	79.7	88.7	65.2	58.7	66.8	62.7	66.2	59.1	56.7
NOV	68.7	76.1	72.5	75.0	82.6	77.3	76.6	58.3	81.8	69.9	67.3	66.1	66.8	64.9	72.1	63.9	58.8
DEC	108.7	99.7	117.0	106.1	118.5	121.1	110.9	137.1	143.2	124.7	137.2	120.4	133.2	149.4	123.3	138.3	134.0
JAAR	827.3	872.5	800.9	847.5	846.4	915.5	840.6	860.4	965.5	891.1	883.4	802.8	893.9	849.1	887.1	836.8	851.3
NORM	860.8	845.1	825.7	837.4	901.4		827.0	856.5	883.4	798.9	791.5	812.8	799.8	823.9	826.8	823.5	836.3

NR	DISTRICT 10				DISTRICT 11												
	836	840	910	917	446	447	462	471	705	733	735	736	737	738	740	741	742
MND	GORIN CHEM	NIEU WEN DIJK	AMMER ZODEN	ZALT BOMMEL	GOEDE REEDE	DEN BOMMEL	DIRKS LAND	OD DORP POLDER	BRES KENS	VLIS SINGEN	KAPEL LE	BROU WERS HAVEN	KERK WERVE	BIER VLIET	ST KRUIS	STAVE NISSE	TER NEU ZEN
JAN	63.0	71.2	71.1	67.5	67.6	80.8	81.2	82.7	81.5	76.8	95.3	81.9	80.5	96.1	81.6	84.7	72.1
FEB	79.8	87.1	68.4	70.1	56.5	71.8	65.6	57.7	41.7	44.4	50.8	61.7	64.9	52.9	49.0	60.5	43.6
MRT	58.2	77.2	61.3	69.1	36.0	69.3	49.9	38.8	55.3	42.7	65.4	42.6	49.1	64.9	57.1	62.3	51.8
APR	30.7	23.5	15.0	25.8	19.6	18.6	25.7	17.2	19.3	19.9	29.4	17.3	25.4	26.1	22.6	27.0	21.0
MEI	37.2	26.6	30.5	37.5	23.8	45.5	34.2	35.4	32.1	24.6	47.3	36.7	39.3	32.2	27.3	33.3	32.4
JUN	61.3	48.6	27.9	40.7	37.8	53.7	35.9	32.2	21.0	21.8	29.4	31.5	28.5	16.2	12.8	33.8	15.4
JUL	118.3	135.6	122.2	110.2	164.7	137.0	178.7	135.7	125.1	138.3	134.8	158.1	159.1	126.1	104.5	163.2	134.8
AUG	50.1	56.1	57.5	57.3	91.6	111.8	91.4	79.2	129.3	113.3	99.1	84.3	79.8	96.0	93.9	100.6	77.7
SEP	139.7	130.4	92.7	96.8	250.4	150.6	156.9	208.6	123.0	152.2	159.5	175.1	176.5	107.2	100.2	171.3	75.4
OKT	59.9	71.7	59.3	59.4	64.4	91.5	85.2	54.6	58.7	63.9	74.6	61.8	54.3	59.7	51.0	72.6	76.7
NOV	65.1	66.1	63.0	63.2	98.1	85.7	83.2	101.0	89.8	77.0	96.2	97.7	86.3	94.7	97.7	80.2	90.0
DEC	149.6	136.4	139.0	147.0	123.3	141.5	135.2	116.2	141.1	118.3	133.1	120.3	119.9	131.1	139.9	130.6	128.9
JAAR	912.9	930.5	807.9	844.6	1033.8	1057.8	1023.1	959.3	917.9	893.2	1014.9	969.0	963.6	903.2	837.6	1020.1	819.8
NORM	852.1	849.2	800.5	805.0	820.4	842.8	835.5	788.6	788.2		865.2	793.3	804.1	826.7	839.8	842.3	812.8

NR	DISTRICT 11																	
	743	744	746	747	749	750	751	752	754	755	756	757	758	760	761	762	763	764
MND	NOORD GOUWE	ANNA JACOBA FOLDER	WEST KAPEL LE	KRAB BEN DIJKE	WILHEL MINA DORP	RIL LAND	VROU WEN POLDER	HAAM STEDE	OVE ZANDE	KORT GENE	MIDDEL BURG	THOLEN	WOL PH'RTS DIJK	'S HEE REN HOEK	PHI LIP PINE	SCHOON DIJKE	CAD ZAND	KLOOS TER ZANDE
JAN	71.5	80.5	76.1	88.8	85.8	84.5	100.9	69.6	81.5	74.1	85.9	84.9	85.8	92.8	95.8	83.9	71.7	82.7
FEB	61.9	54.8	42.1	48.1	47.6	50.9	49.2	52.6	41.5	46.9	37.9	55.6	44.8	39.6	78.6	42.5	40.3	43.2
MRT	48.6	60.2	46.8	58.7	66.8	74.1	46.8	44.2	56.6	60.6	48.6	59.6	65.7	68.4	80.4	62.4	56.0	57.2
APR	23.1	16.0	14.0	33.4	24.3	40.2	19.9	17.8	19.8	25.9	17.2	26.2	29.0	22.9	33.7	20.6	17.0	24.0
MEI	42.8	25.8	29.4	32.3	47.1	25.0	26.9	26.3	40.7	44.5	30.1	31.8	31.0	39.7	41.0	38.6	43.7	39.3
JUN	35.8	39.2	34.9	24.5	28.3	25.8	30.5	29.9	21.1	30.4	28.6	38.3	26.7	25.2	18.3	18.6	22.0	19.0
JUL	185.6	133.3	135.4	115.9	125.0	106.8	144.5	176.7	124.8	139.0	159.0	150.8	139.6	148.6	107.4	156.4	123.6	140.1
AUG	91.2	89.5	80.5	82.1	117.0	64.0	82.9	85.7	106.3	130.4	116.9	91.6	130.4	127.7	89.4	102.5	140.9	80.1
SEP	181.6	168.1	125.1	115.3	172.2	119.8	187.7	171.4	136.1	162.6	176.5	112.7	190.7	170.8	86.0	129.8	106.5	117.6
OKT	59.2	62.0	50.7	76.6	61.2	81.2	62.0	60.0	88.6	57.8	59.9	57.8	68.8	82.3	62.2	67.4	46.4	73.4
NOV	92.7	72.0	82.7	88.3	91.9	91.5	88.1	121.3	94.6	84.8	80.6	85.7	106.5	92.6	102.3	97.9	84.4	85.2
DEC	121.7	130.0	133.0	109.5	139.7	111.0	122.3	141.0	118.4	122.7	114.9	133.0	132.0	120.0	133.9	140.7	130.4	113.2
JAAR	1015.7	931.4	850.7	873.5	1006.9	874.8	961.7	996.5	930.0	979.7	956.1	928.0	1051.0	1030.6	929.0	961.3	882.9	875.0
NORM	761.9	835.3	784.4	843.7	858.7	816.7	836.3	804.8	849.8	812.0	804.6	837.8	842.2	845.8	819.1	834.9	825.3	867.9

NR	DISTRICT 11		DISTRICT 12									DISTRICT 13				
	767	770	828	829	832	833	834	837	838	839	841	827	831	843	844	892
MND	KA PELLE BRUG	WEST DORPE	OUDEN BOSCH	ZUN DERT	BERGEN O/ZOOM	OOS TER HOUT	CHAAM	STEEN BERGEN	GINNE KEN	HOOGER HEIDE	KLUN DERT	TIL BURG	ES BEEK	GILZE RIJEN	CA PELLE	GIERS BER GEN
JAN	78.4	89.3	77.3	74.9	73.8	86.5	69.6	81.7	79.2	76.7	73.6	70.9	66.6	75.3	65.9	65.3
FEB	54.1	48.7	70.6	69.7	55.5	94.2	63.4	64.5	78.5	50.9	79.3	86.7	66.8	75.5	78.0	62.3
MRT	62.4	58.8	75.2	72.2	65.3	101.1	84.5	73.0	83.7	64.9	74.4	88.1	76.9	88.2	74.9	63.4
APR	36.6	20.8	21.5	25.1	22.0	25.3	21.8	19.7	21.4	31.0	20.8	21.3	23.5	23.3	16.2	22.3
MEI	34.9	29.7	30.5	40.8	24.9	40.8	30.0	32.3	34.5	35.4	29.7	29.9	36.3	31.2	26.3	29.8
JUN	27.2	23.5	47.1	33.4	28.9	34.5	29.6	41.9	34.3	31.2	66.1	28.4	30.0	33.6	29.6	27.3
JUL	80.8	85.1	121.5	144.4	120.2	161.0	125.3	141.2	173.1	101.4	145.0	136.4	133.1	150.4	118.4	166.2
AUG	54.2	77.7	72.5	46.6	52.8	80.2	55.7	75.6	77.9	56.1	78.6	54.6	54.8	64.0	55.7	64.9
SEP	59.8	94.7	134.8	86.6	116.5	123.3	105.9	129.8	96.5	96.4	164.3	67.4	83.3	98.0	101.5	126.6
OKT	62.1	55.7	65.4	72.6	46.2	76.6	64.3	61.9	57.0	74.1	62.0	67.0	62.7	61.4	63.2	71.6
NOV	94.7	108.4	70.5	86.8	85.2	69.3	78.2	79.2	77.7	80.3	76.7	68.6	71.8	68.6	68.7	65.4
DEC	134.0	140.3	109.0	108.9	119.7	128.7	112.8	118.5	126.1	105.3	136.0	115.6	113.5	131.3	115.5	137.1
JAAR	779.2	832.7	895.9	862.0	811.0	1021.5	841.1	919.3	939.9	803.7	1006.5	834.9	819.3	900.8	813.9	902.2
NORM	848.1	815.9	850.9	866.5	812.4	856.3	823.4	868.2	860.6	838.4	854.9	852.6	859.8	852.1	793.2	

DISTRICT 13

NR	896	899	901	903	904	905	906	907	908	909	911	912	914	915	918	919	920	926
	HEL MOND	GEMERT	NU LAND	MEGEN	SOME REN	ST ANTHO NIS	OIR SCHOT	BOX TEL	DEURNE	MILL	DIN THER	LEENDE	OSS	EERSEL	MAAR HEEZE	EIND HOVEN VB	VOLKEL	WAAALRE
JAN	60.0	65.9	68.0	68.7	53.3	58.0	75.8	67.3	52.2	70.6	61.2	56.7	61.2	65.1	48.9	69.0	67.0	63.8
FEB	64.7	77.6	82.9	70.1	56.9	77.9	77.7	70.4	62.8	82.6	87.1	59.8	65.7	67.8	52.2	72.6	84.0	66.7
MRT	77.2	62.9	77.1	68.3	69.8	69.3	85.7	75.0	69.8	76.7	82.8	71.9	67.2	85.6	71.6	76.2	77.0	66.5
APR	18.9	20.1	33.1	30.5	18.7	22.1	21.6	29.3	19.5	26.2	27.5	18.7	30.8	21.2	17.9	22.4	25.2	23.0
MEI	32.4	35.0	32.3	27.1	48.8	25.4	30.6	28.6	40.1	27.2	35.5	31.2	41.2	31.8	38.5	38.1	32.0	34.2
JUN	40.9	45.5	44.0	45.5	39.7	36.1	34.5	38.0	38.3	54.2	36.9	35.3	29.0	43.4	36.7	33.0	50.9	38.1
JUL	147.7	129.1	160.4	131.0	106.7	121.1	156.8	152.9	108.2	142.6	150.8	94.6	139.9	133.6	80.1	126.5	134.0	120.6
AUG	40.8	51.1	76.9	63.3	51.0	47.0	39.7	46.5	64.7	70.1	61.9	62.2	60.7	44.4	65.2	46.1	62.5	42.9
SEP	67.5	79.2	91.7	91.9	62.9	67.6	73.0	68.4	62.2	110.0	91.1	60.3	87.9	69.8	61.5	76.4	89.1	67.2
OKT	44.7	44.0	58.1	69.9	51.6	53.8	49.7	65.2	43.3	56.3	57.7	57.9	43.1	55.6	63.6	49.7	59.6	51.3
NOV	73.3	65.2	60.3	54.5	59.3	68.7	73.2	73.2	66.1	71.1	69.9	74.3	57.4	77.3	72.7	68.6	73.3	74.2
DEC	98.2	112.2	123.5	131.2	96.6	114.9	101.6	108.0	99.6	122.5	119.2	104.9	122.6	102.1	108.3	98.8	127.9	99.8
JAAR	766.3	787.8	908.3	852.0	715.3	761.9	819.9	822.8	726.8	910.1	881.6	727.8	806.7	797.7	717.2	777.4	882.5	748.3
NORM	814.4	778.2	837.7	816.3	773.7	804.2	798.6	810.5	770.0	822.4	795.5	804.6	763.1	804.5	745.0	787.1	813.4	

DISTRICT 14

NR	883	897	913	921	922	923	961	964	967	970	983	962	963	965	966	968	969
	SEVE NUM	VENLO	IJSSEL STEYN	VENRAY	SIEBEN GE WALD	ARCEN	ROER MOND	WEERT	HEI BLOEM	STRAMP ROY	KESSEL EIK	UBACHS BERG	VAL KEN BURG	SCHAES BERG	SCHIN NEN	VAALS	STEIN
JAN	53.3	55.7	53.5	52.3	60.9	58.1	51.1	51.7	54.0	55.3	47.9	49.4	65.6	51.7	61.7	60.2	52.9
FEB	53.7	52.8	64.4	67.8	79.9	75.5	55.6	54.6	48.7	50.5	44.7	56.8	81.8	60.3	68.1	76.3	64.4
MRT	69.7	63.3	69.8	72.1	71.3	65.3	80.4	72.3	69.9	79.2	70.3	76.2	92.8	75.8	86.3	72.1	72.3
APR	20.1	19.3	17.3	20.5	36.7	22.0	15.6	19.4	17.4	20.6	15.2	17.2	21.1	15.4	16.9	25.4	18.4
MEI	39.7	50.3	27.0	36.3	38.8	55.6	35.1	35.3	41.4	30.9	39.6	45.6	46.8	48.6	46.3	62.1	42.0
JUN	44.3	25.3	48.0	43.7	69.2	74.4	33.7	24.6	29.5	25.8	28.4	28.2	28.5	45.1	25.9	43.6	30.4
JUL	97.3	92.9	108.9	142.3	125.4	122.5	101.6	92.7	86.0	88.5	100.4	114.4	98.2	108.0	114.5	123.2	110.0
AUG	67.4	55.4	62.3	54.2	43.9	69.8	62.7	87.7	73.5	78.2	76.5	80.4	84.6	77.0	97.1	78.3	75.4
SEP	93.2	72.3	69.4	76.7	84.7	92.8	79.8	72.3	69.6	78.1	68.8	73.8	101.0	98.4	107.5	92.3	88.1
OKT	48.2	53.8	38.0	46.4	64.7	51.4	35.7	50.9	53.6	38.8	43.3	68.7	55.0	67.9	55.2	61.7	48.6
NOV	60.2	72.3	54.7	62.4	71.3	61.5	64.8	67.2	66.0	67.2	64.6	87.3	82.3	77.6	71.2	90.4	60.2
DEC	108.7	125.7	100.0	108.9	109.9	116.6	94.8	99.9	110.8	101.9	95.4	99.3	105.9	112.1	124.3	115.9	111.4
JAAR	755.8	739.1	713.3	783.6	856.7	865.5	710.9	728.6	720.4	715.0	695.1	797.3	863.6	837.9	875.0	901.5	774.1
NORM	777.2	804.9	775.6	766.3			742.5	772.0	756.3	751.0		837.4	891.8	821.4	865.5	950.6	820.5

2017
NEERSLAG 8-8 UUR (MM)

DISTRICT 15

NR	971	973	974	979	980	981	982
MND	NOOR BEEK	BEEK	BUCH TEN	ECHT	EPEN	OOST- MAAR LAND	SCHIN VELD
JAN	51.6	58.6	49.6	46.6	65.2	52.7	42.4
FEB	69.3	62.1	57.0	46.8	85.0	51.8	54.1
MRT	57.7	75.2	83.9	70.4	84.9	63.9	70.8
APR	20.4	15.0	24.8	18.2	25.5	19.9	20.1
MEI	43.7	44.3	51.5	31.5	52.1	38.3	44.7
JUN	42.1	20.3	37.8	25.7	42.8	34.1	16.1
JUL	108.7	104.4	79.1	74.4	126.6	79.1	67.2
AUG	83.2	88.4	64.4	65.9	76.0	67.9	69.5
SEP	99.0	95.3	78.8	75.7	84.8	85.4	115.2
OKT	60.5	52.3	44.2	33.8	60.8	50.3	46.5
NOV	94.1	63.8	54.3	42.5	100.8	80.2	51.1
DEC	100.0	104.1	119.8	100.9	123.2	93.8	96.9
JAAR	830.3	783.8	745.2	632.4	927.7	717.4	694.6
NORM	848.5	794.3	770.3	723.2	909.5	768.3	

NR	270	277	286	249	269	279	215	240	275	290	344	356	283	319	350	370	375	377	391
MND	LEEU WARDEN	LAU WERS OOG	NIEUW BEERTA	BERK HOUT	LELY STAD	HOOGE VEEN	VOOR SCHO TEN	SCHIP HOL	DEE LEN	TWEN THE	R'DAM	HER WIJNEN	HUP SEL	WEST DORPE	GILZE RIJEN	EIND HOVEN	VOLKEL	ELL	ARCEN
JAN	8.7	8.3	8.2	10.0	9.6	9.3	10.2	9.7	9.9	9.1	10.4	10.5	10.3	11.1	10.7	11.5	10.6	11.2	10.4
FEB	13.6	13.6	11.9	13.6	13.5	13.2	14.6	13.2	12.9	13.2	14.0	14.2	13.9	14.4	13.7	14.9	14.9	15.9	16.0
MRT	42.6	42.7	40.2	46.0	44.4	42.3	46.7	45.2	42.0	42.5	44.9	43.4	43.3	45.5	44.5	45.5	44.9	45.9	45.2
APR	62.6	68.1	59.2	64.0	65.2	56.9	69.2	63.9	53.3	55.6	65.8	61.9	54.9	66.5	61.1	58.8	59.6	57.7	57.2
MEI	95.1	93.7	91.8	95.8	95.9	92.6	99.2	98.2	93.6	93.8	99.4	99.8	94.3	96.1	97.0	98.4	98.8	102.0	98.3
JUN	95.1	98.1	97.7	106.1	102.6	97.6	111.5	106.3	95.1	94.5	111.0	105.7	98.2	113.0	107.8	105.3	103.7	108.6	102.8
JUL	99.3	101.5	91.6	102.5	102.3	96.9	105.7	98.7	91.2	96.2	99.5	99.7	97.8	100.2	97.2	100.5	99.1	103.5	98.1
AUG	83.0	85.0	81.3	83.4	84.2	83.6	85.4	80.8	76.2	76.7	82.4	83.5	78.7	79.7	81.9	81.3	80.8	77.4	76.6
SEP	47.0	47.8	48.2	49.1	50.6	50.4	52.2	49.4	48.4	50.5	50.0	50.3	51.7	53.3	53.8	56.5	52.3	52.0	53.3
OKT	27.0	26.3	25.7	28.5	29.4	27.3	29.5	28.4	27.6	28.6	29.1	29.1	29.4	30.1	30.4	32.5	31.6	32.0	29.8
NOV	10.9	11.1	9.9	12.3	11.4	10.4	12.5	11.5	11.0	10.0	12.2	12.3	11.1	13.7	12.6	13.4	13.0	12.7	12.6
DEC	5.6	5.0	4.7	5.2	5.3	5.0	6.2	5.6	5.0	4.5	5.7	5.5	5.1	6.1	5.9	5.7	5.7	5.8	5.0
JAAR	590.5	601.2	570.4	616.5	614.4	585.5	642.9	610.9	566.2	575.2	624.4	615.9	588.7	629.7	616.6	624.3	615.0	624.7	605.3

REFERENTIE
GEWASVERDAMPING (MM)DOORLOPEND POTENTIEEL
NEERSLAGOVERSCHOT (MM)

AANTAL SNEEUWDEKDAGEN

NR	235	280	260	310	380	NR	235	280	260	310	380	NR	025	161	550	733	973
MND	DE KOOY	EELDE	DE BILT	VLIS SINGEN	BEEK	MND	DE KOOY	EELDE	DE BILT	VLIS SINGEN	BEEK	MND	DE KOOY	EELDE	DE BILT	RIT THEM	BEEK
JAN	9.6	8.9	9.4	11.1	10.5	JAN	9.6	8.9	9.4	11.1	10.5	JAN	.	5	2	.	7
FEB	14.4	12.3	12.8	15.8	16.0	FEB	14.4	12.3	12.8	15.8	16.0	FEB	8	.	3	1	1
MRT	46.5	40.1	43.2	47.2	46.2	MRT	46.5	40.1	43.2	47.2	46.2	MRT
APR	69.8	56.9	59.8	72.7	57.7	APR	69.8	56.9	59.8	72.7	57.7	APR	-48	-18	-35	-50	-42
MEI	99.7	91.3	96.8	97.8	101.4	MEI	99.7	91.3	96.8	97.8	101.4	MEI	-134	-84	-97	-123	-104
JUN	106.6	91.7	99.0	120.5	111.1	JUN	106.6	91.7	99.0	120.5	111.1	JUN	-187	-88	-135	-222	-194
JUL	104.9	93.8	96.7	103.6	100.7	JUL	104.9	93.8	96.7	103.6	100.7	JUL	-233	-1	-100	-204	-200
AUG	88.7	81.1	79.4	90.5	77.4	AUG	88.7	81.1	79.4	90.5	77.4	AUG	-238	-31	-126	-161	-185
SEP	50.7	47.4	49.5	57.4	54.0	SEP	50.7	47.4	49.5	57.4	54.0	SEP	-117	30	-54	-95	-131
OKT	29.1	25.6	28.5	30.4	31.9	OKT	29.1	25.6	28.5	30.4	31.9	OKT	-77	90	3	-67	-126
NOV	12.4	9.8	11.1	15.0	13.0	NOV	12.4	9.8	11.1	15.0	13.0	NOV
DEC	5.6	4.9	4.9	6.6	4.9	DEC	5.6	4.9	4.9	6.6	4.9	DEC	2	3	5	2	2
JAAR	638.0	563.8	591.1	668.6	624.8	JAAR	638.0	563.8	591.1	668.6	624.8	JAAR	638.0	563.8	591.1	668.6	624.8

SNEEUWDEK DAG IS EEN DAG WAAROP
EEN SNEEUWDEK IS GECONSTATEERD OM 08.00 UUR

NEERSLAGGEMIDDELDEN PER DISTRICT (MM)

	D1	D2	D3	D4	D5	D6	D7	D8
JAAR	951.1	1005.1	960.9	1018.9	962.9	893.3	1033.7	981.4
NORM	834.8	853.7	849.1	869.6	849.6	836.5	885.3	889.8
	D9	D10	D11	D12	D13	D14	D15	LAND
JAAR	875.0	872.7	941.2	900.1	812.2	753.1	798.5	936.1
NORM	829.0	825.7	825.2	848.0	804.6	768.2	833.4	846.6

HOOGSTE JAARSOM MM TE

LAAGSTE JAARSOM MM TE

HOOGSTE MAANDSOM MM IN

TE
TE
TE

LAAGSTE MAANDSOM MM IN

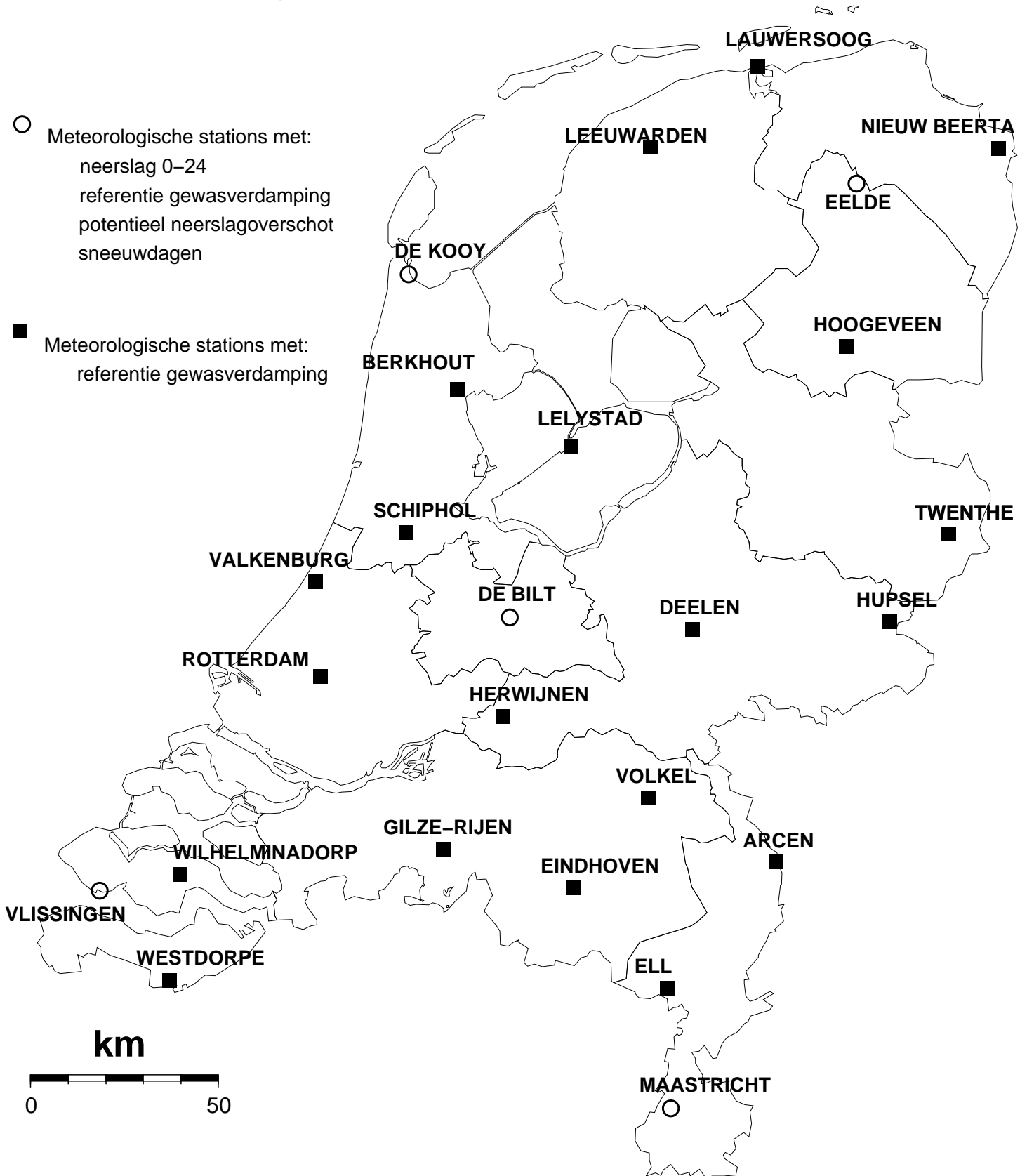
TE
TE
TE

NORMALEN: TE K 1981-2010

HOOGSTE DAGSOM MM OP

TE
TE
TE

Kaart met meteorologische stations

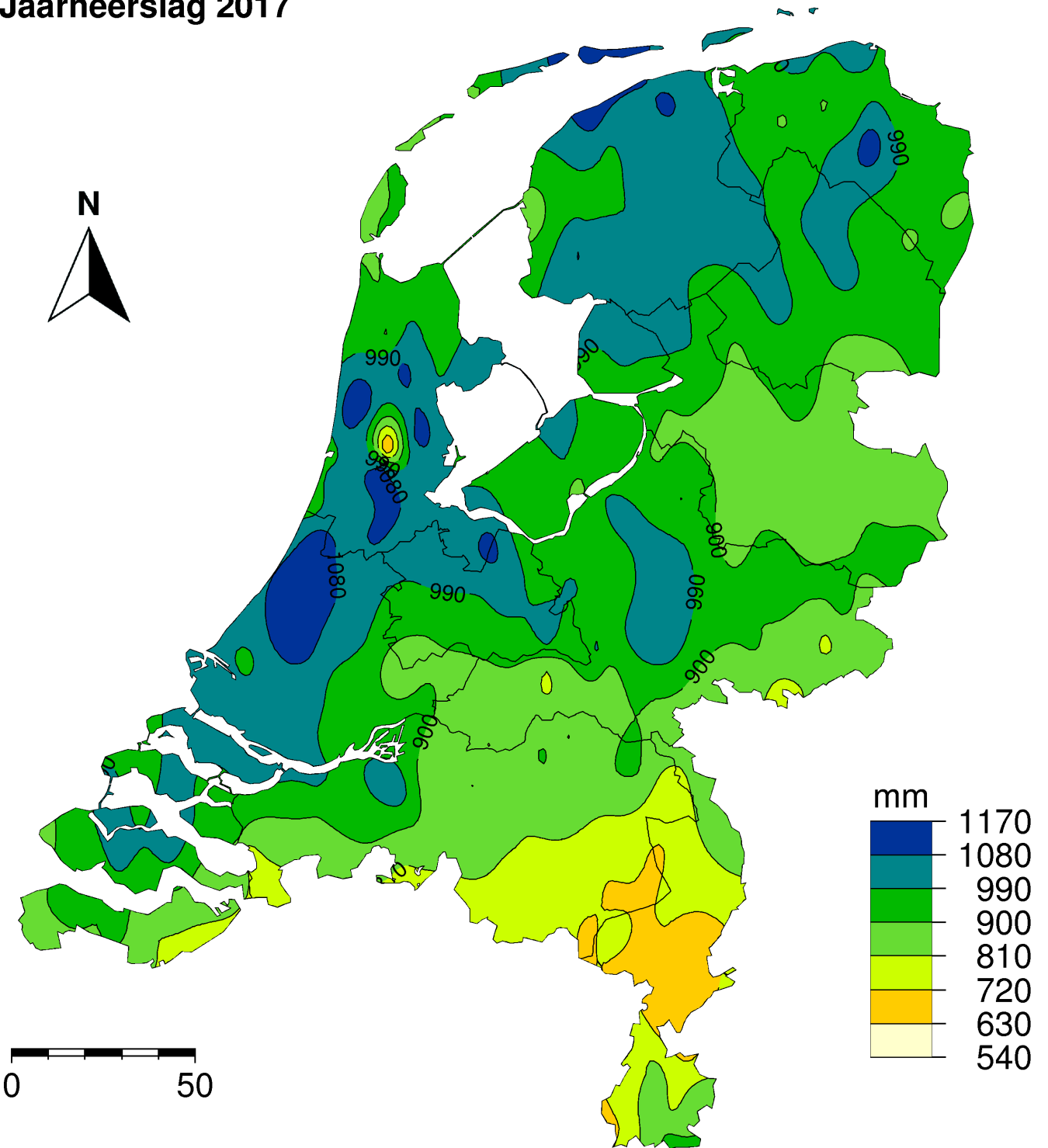




- Neerslagstations
handmatig 08.00 - 08.00 UT



Jaarneerslag 2017





Dit rapport is een uitgave van:

Koninklijk Nederlands Meteorologisch Instituut
Postbus 201 | 3730 AE De Bilt
www.knmi.nl | klimaatdesk@knmi.nl