



Koninklijk Nederlands  
Meteorologisch Instituut  
*Ministerie van Infrastructuur en Milieu*

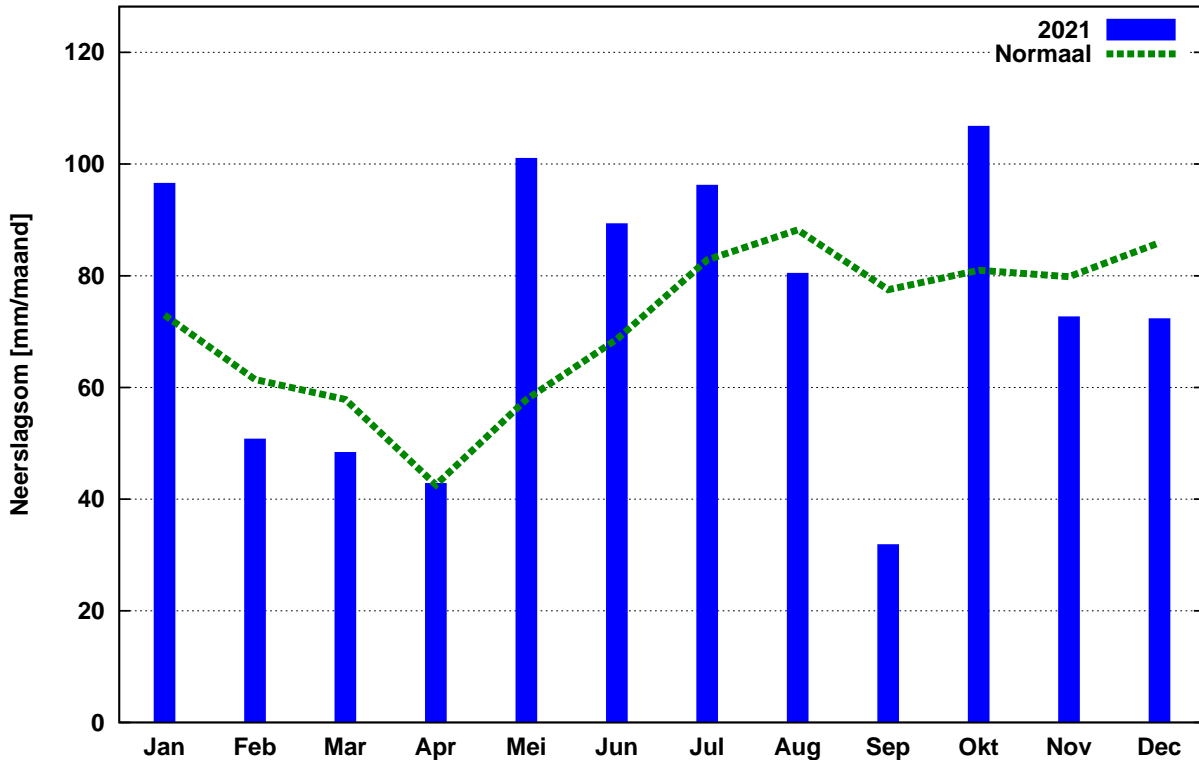
# Jaaroverzicht neerslag en verdamping in Nederland

2021



Landelijk gemiddelde maandelijkse neerslagsom in 2021 (gebaseerd op 320 stations)

Jaarsom: 889.9 mm    Normaal: 856.5 mm



In het Jaaroverzicht neerslag en verdamping in Nederland (JONV) zijn maandelijkse en jaarlijkse gegevens van neerslag, verdamping, potentieel neerslagoverschot en sneeuwdagen opgenomen. De metingen worden verricht op ca. 325 KNMI-neerslagstations en 25 KNMI meteorologische stations, alwaar uit metingen van temperatuur en straling de referentie-gewasverdamping wordt berekend. Het JONV is ruim 75 jaar uitgegeven als KNMI-periodiek en wordt sinds 2009 verspreid via internet (<http://www.knmi.nl/nederland-nu/klimatologie/gegevens/monv>).

**KNMI**  
Postbus 201  
3730 AE De Bilt  
e-mail: [Klimaatdesk@knmi.nl](mailto:Klimaatdesk@knmi.nl)

2021  
NEERSLAG 8-8 UUR (MM)

NR	DISTRICT 1													DISTRICT 2			
	10	11	12	15	16	17	18	19	21	22	24	25	26	61	64	65	66
MND	HOL LUM	W.TER SCHEL LING	SCHIER MONNIK OOG	OOST VLIET LAND	PETTEN	DEN BURG	NES AME LAND	DE COCKS DORP	CAL LANTS OOG	DE KOOG	VLIET LAND	DE KOOY	FOR MERUM	SKRINS	SNEEK	MAK KUM	HAR LINGEN
JAN	95.3	98.0	85.6	104.1	83.2	95.7	99.7	97.9	86.2	102.9	105.9	99.5	96.0	82.3	91.3	80.6	95.0
FEB	43.6	41.6	37.8	41.5	32.2	38.3	50.0	41.4	33.7	36.0	34.9	36.9	41.5	41.8	40.6	30.9	30.1
MRT	60.7	53.8	56.2	56.0	34.6	58.4	57.9	53.1	44.6	53.4	55.0	41.9	58.4	53.1	50.9	46.2	56.8
APR	19.8	24.9	17.4	22.9	41.4	25.0	27.8	11.2	30.9	14.6	15.5	24.9	24.2	45.0	63.2	50.6	35.0
MEI	101.4	124.6	118.2	129.2	65.9	102.9	107.0	95.1	88.1	97.8	123.3	100.5	120.8	110.8	129.2	106.5	156.4
JUN	92.7	130.6	37.9	99.6	139.7	95.6	80.9	99.4	169.4	88.0	92.7	142.0	127.0	154.7	94.2	142.7	122.0
JUL	140.8	83.6	54.7	78.4	53.2	39.4	93.0	57.9	95.5	47.8	58.8	49.2	86.4	79.5	77.0	67.4	118.4
AUG	88.8	93.3	86.0	92.9	56.0	92.7	96.7	100.8	79.5	84.4	106.9	87.3	72.8	105.8	140.2	101.3	108.7
SEP	29.4	40.8	38.1	46.6	41.7	43.3	29.9	39.8	32.5	39.5	41.7	33.0	31.9	26.8	21.9	25.3	26.5
OKT	107.7	127.1	78.0	128.0	125.3	130.7	112.4	136.0	147.8	125.2	116.9	130.2	116.8	101.1	131.6	106.9	113.3
NOV	95.5	87.9	71.4	130.2	99.3	135.3	83.9	116.4	109.3	125.2	108.8	110.2	96.3	65.9	74.2	59.6	72.2
DEC	62.8	66.5	63.3	75.0	65.7	79.5	63.5	74.9	81.1	67.7	61.6	72.7	76.8	70.2	83.3	68.9	79.5
JAAR	938.5	972.7	744.6	1004.4	838.2	936.8	902.7	923.9	998.6	882.5	922.0	928.3	948.9	937.0	997.6	886.9	1013.9
NORM	884.0	845.2	811.7	861.2	819.5	839.9	896.1	859.0	848.0	830.9	802.9	836.4	853.9	833.9	857.9	787.7	820.4

## DISTRICT 2

NR	DISTRICT 2																	
	67	68	69	70	73	75	76	77	78	79	80	81	82	84	85	86	87	89
MND	DOK KUM	ST ANNA PAR.	APPEL SCHA	OUDE MIRDUM	DRACH TEN	OLDE HOLT FADE	KORN WERDER ZAND	KOLLUM	HER BAYUM	HEEG	STA VOREN	JOURE	GORRE DIJK	EZUMA ZIJL	LEEU WARDEN	NIJ BEETS	BER GUMER DAM	AK KRUM
JAN	96.7	104.4	101.7	77.9	87.9	95.8	83.1	92.7	92.1	81.5	69.9	84.5	94.2	86.4	87.1	94.3	88.1	79.1
FEB	37.8	42.7	53.1	30.3	36.9	52.0	34.9	41.0	35.1	41.5	36.2	42.7	48.1	40.4	32.7	44.2	38.3	37.3
MRT	60.9	58.1	73.6	52.1	54.5	51.2	50.9	62.0	55.1	53.1	43.9	48.1	58.3	57.0	49.3	59.8	57.1	51.1
APR	31.0	28.0	56.7	73.7	54.0	40.6	59.3	37.4	37.0	69.7	63.9	61.5	52.7	24.9	33.2	57.7	59.9	42.6
MEI	131.0	111.3	111.9	108.2	108.7	135.3	119.0	123.3	118.7	132.5	119.2	145.8	144.9	101.6	99.1	153.0	122.3	120.1
JUN	60.2	126.3	76.5	128.1	74.6	53.0	131.1	62.6	139.6	99.3	93.5	46.8	63.8	50.9	133.4	72.8	100.5	68.3
JUL	136.5	113.3	118.6	84.0	145.8	110.2	80.5	116.9	105.0	86.1	45.2	100.0	120.6	95.9	110.7	122.6	178.4	93.7
AUG	109.2	106.4	121.3	135.0	117.8	186.6	99.9	103.1	103.0	143.4	115.3	146.5	117.3	115.2	110.2	99.1	136.3	164.7
SEP	51.0	39.2	28.0	28.3	24.3	34.2	36.4	38.7	27.0	28.5	29.8	39.9	29.1	44.7	32.6	36.5	38.3	34.1
OKT	109.6	120.3	93.0	125.9	109.2	102.2	105.8	110.7	110.2	146.4	95.8	122.2	107.5	97.4	104.9	130.4	96.6	95.8
NOV	74.0	85.2	69.8	59.7	63.1	57.0	62.4	68.5	76.3	64.0	57.8	55.6	53.1	66.2	73.6	54.4	60.1	59.1
DEC	75.8	85.4	72.2	67.3	64.7	63.3	81.0	77.5	79.9	79.5	58.1	77.2	71.6	78.2	69.1	65.7	71.7	64.8
JAAR	973.7	1020.6	976.4	970.5	941.5	981.4	944.3	934.4	979.0	1025.5	828.6	970.8	961.2	858.8	935.9	990.5	1047.6	910.7
NORM	891.3	903.7	910.2	861.1	918.4	879.4	797.0	912.7	851.0	874.3	781.1	872.5	884.8	886.0	866.3	877.0	869.8	839.7

## DISTRICT 2

## DISTRICT 3

NR	DISTRICT 2										DISTRICT 3						
	90	91	166	171	326	338	353	134	136	139	140	141	142	143	144	145	147
MND	EERNE WOUDE	TER NAARD	MARUM	AN JUM	FREDE RIKS OORD	GIET HOORN	BLOK ZIJL	MIDDEL STUM	EZIN GE	GRO NINGEN	ASSEN	DELFT ZIJL	WARF FUM	FINS TER WOLDE	TER APEL	ZOUT KAMP	VEEN DAM
JAN	95.9	90.8	96.0	90.0	98.3	88.4	86.9	75.4	84.3	94.5	102.7	71.6	84.5	87.2	88.0	91.4	85.9
FEB	39.0	35.3	43.2	41.0	59.0	48.7	45.6	34.3	36.6	38.2	49.3	37.1	37.0	40.5	45.6	38.7	39.4
MRT	65.5	46.3	64.7	57.8	62.7	51.0	56.4	59.3	65.0	61.9	75.4	62.4	65.7	75.7	62.7	55.2	76.8
APR	54.0	25.4	54.9	25.2	44.5	43.2	39.9	37.3	43.8	49.0	61.3	53.7	40.7	43.7	41.4	31.9	53.8
MEI	134.2	103.5	121.4	110.8	126.9	105.8	92.6	108.6	125.6	113.0	116.1	104.3	101.6	139.4	127.7	119.6	92.9
JUN	101.9	45.1	91.7	46.6	66.4	94.0	72.3	43.3	35.4	54.6	82.4	75.6	40.2	44.2	81.6	78.1	109.8
JUL	210.3	114.6	149.6	86.9	100.6	128.7	99.1	92.0	141.1	88.2	138.1	69.2	100.4	100.7	86.3	99.0	110.4
AUG	111.7	104.3	84.9	114.4	110.2	83.1	84.7	85.8	117.2	81.4	96.2	109.5	113.1	78.0	60.8	114.4	89.6
SEP	35.5	58.4	27.6	39.8	54.7	37.7	61.0	31.6	46.8	35.1	44.9	40.4	45.0	44.4	31.1	55.2	25.8
OKT	104.2	97.6	105.7	105.7	108.0	96.1	92.3	91.7	84.0	92.0	119.0	104.8	97.3	102.1	73.2	95.3	85.8
NOV	65.2	66.4	63.5	68.7	73.3	73.3	58.2	51.6	74.3	65.7	76.6	56.7	64.0	52.1	53.8	73.8	52.5
DEC	83.1	63.9	75.3	70.9	75.5	66.6	68.9	54.8	66.3	63.5	69.4	64.7	81.6	58.8	66.9	71.5	58.1
JAAR	1100.5	851.6	978.5	857.8	980.1	916.6	857.9	765.7	920.4	837.1	1031.4	850.0	871.1	866.8	819.1	924.1	880.8
NORM	852.2	841.3	860.1	860.1	848.6	864.3	812.6	808.0	870.4	898.7	814.4	890.3	830.4	842.2	855.9	825.4	

## DISTRICT 3

NR	148	150	151	152	154	155	156	158	159	160	161	162	163	164	172	173	323	337
MND	SAPPE MEER	UIT HUI ZEN	ROODE SCHOOL	GIETER VEEN	EENRUM	EEXT	VLAGT WEDDE	ONNEN	NIEUW BUINEN	VEEN HUI ZEN	EELDE	NIE KERK	RODEN	ZEE RIJP	NIEUW OLDA	BLIJ HAM	LAAG HA LEN	SCHOON LOO
JAN	90.4	75.9	81.4	93.7	86.6	98.3	83.6	96.2	89.8	96.0	99.5	86.4	102.1	80.9	82.7	97.6	95.5	101.0
FEB	36.6	32.4	32.8	45.3	36.3	41.3	39.4	43.8	36.9	51.7	43.2	40.6	39.7	43.6	35.3	43.9	44.6	49.9
MRT	64.2	59.8	61.3	83.0	60.6	82.1	73.9	72.5	68.5	69.2	65.0	50.9	64.0	61.5	71.5	72.7	73.4	75.7
APR	51.0	37.7	44.4	48.5	32.6	45.7	39.8	52.3	41.7	54.6	53.8	56.2	54.5	42.0	59.8	52.8	44.0	43.1
MEI	128.5	94.2	98.4	110.1	129.5	99.0	134.8	109.5	103.6	106.5	109.5	113.2	123.1	122.6	144.3	103.0	100.1	105.5
JUN	87.1	55.2	74.6	73.6	40.6	76.1	67.0	76.2	71.3	83.7	61.6	32.9	53.2	63.5	98.2	55.0	105.5	93.7
JUL	105.7	87.3	94.6	106.9	97.4	99.5	80.2	85.9	83.8	120.5	92.2	162.1	115.9	114.9	101.7	113.8	107.1	116.5
AUG	58.6	111.4	117.1	66.3	118.5	82.8	67.2	83.2	90.8	103.6	91.5		81.6	76.4	68.6	84.6	107.8	101.4
SEP	38.8	34.7	43.3	33.8	47.5	43.9	37.8	40.5	40.8	48.9	31.4		32.4	40.4	39.4	41.0	37.9	62.2
OKT	92.1	105.3	95.8	91.0	102.3	101.8	86.0	94.4	79.5	110.6	99.1		91.4	94.2	112.5	94.8	90.8	113.8
NOV	55.6	59.4	63.6	55.2	67.4	55.4	63.4	65.5	57.0	74.7	74.5		78.7	56.6	50.1	59.3	61.2	67.4
DEC	62.4	75.5	79.3	57.4	70.2	62.7	56.1	60.5	56.2	71.6	63.9		65.8	65.3	60.2	63.0	65.8	73.3
JAAR	871.0	828.8	886.6	864.8	889.5	888.6	829.2	880.5	819.9	991.6	885.2		902.4	861.9	924.3	881.5	933.7	1003.5
NORM	877.0	880.2	881.1	839.6	880.9	906.7	784.8	847.4	831.8	875.2	852.0	858.5	908.7	822.0	845.9		835.5	920.6

## DISTRICT 4

NR	217	221	222	223	224	226	227	228	233	234	235	236	238	239	240	242	249	251
MND	HEILOO	ENK HUI ZEN	HOORN	SCHEL LING WOUDE	EDAM	WIJK A/ZEE	ANNA PAU LOWNA	SCHA GEN	ZAAN DAM H' BRG	BER GEN	CAS TRICUM	MEDEM BLIK	DE HAUKES	DEN OEVER	KREI LER OORD	PURMER END	HOOG KARS FEL	WEST BEEM STER
JAN	101.0	81.8	83.4	68.9	89.6	82.4	83.8	82.2	76.4	104.6	94.1	78.0	81.2	78.4	78.5	99.1	85.7	85.8
FEB	45.1	41.1	44.1	69.1	53.6	46.9	27.2	25.7	43.4	51.8	46.0	40.3	29.3	31.0	33.2	49.4	46.6	46.7
MRT	49.0	43.9	42.0	87.5	43.6	32.6	39.3	32.3	41.0	45.2	45.8	44.2	40.6	44.0	55.0	45.9	54.3	43.6
APR	62.5	72.2	65.6	25.3	63.8	48.8	26.1	37.4	48.2	54.9	62.6	60.1	38.7	34.5	40.2	76.4	65.8	55.8
MEI	93.6	84.9	98.4	138.7	116.8	85.3	93.8	72.3	138.2	93.2	82.7	117.2	111.6	102.3	95.7	116.6	106.0	108.5
JUN	165.0	116.1	122.4	82.6	129.0	171.9	191.5	148.4	106.7	219.6	193.3	108.4	171.4	171.2	133.1	145.2	133.7	97.7
JUL	93.6	48.3	41.5	81.1	78.3	77.5	49.7	107.2	59.6	98.5	59.7	43.9	73.9	38.4	48.2	122.5	47.0	63.0
AUG	57.5	98.4	83.1		112.3	51.8	72.2	61.6	77.7	67.2	49.4	71.3	82.1	85.2	91.2	75.2	80.8	67.1
SEP	29.3	42.0	18.4		25.8	38.3	23.2	36.9	33.5	28.5	44.8	32.8	25.0	28.0	22.3	39.1	29.9	31.8
OKT	151.6	127.4	131.4		143.5	142.9	136.1	118.1	159.9	166.5	151.8	118.7	129.7	121.3	125.0	164.1	128.6	137.9
NOV	131.6	63.5	75.1		76.7	150.4	108.1	89.5	93.4	142.2	129.4	62.9	77.7	79.6	71.7	87.9	77.6	89.9
DEC	101.5	59.9	71.1		76.5	94.6	79.3	65.8	92.8	98.5	94.7	70.1	70.4	65.0	73.2	84.4	56.7	79.2
JAAR	1081.3	879.5	876.5		1009.5	1023.4	930.3	877.4	970.8	1170.7	1054.3	847.9	931.6	878.9	867.3	1105.8	912.7	907.0
NORM	922.2	865.2	864.0		912.1	874.7	879.8	846.8	959.7	914.1	939.3	875.9	836.1	803.3	834.9	961.6	872.5	910.9

## DISTRICT 4

NR	252	255	257	263	264	256	317	344	348	352	356	359	364	366	369	371	372
MND	KOL HORN	OBDAM	HOOG WOUD	ASSEN DELFT	KROM MENIE	MARK EN	MARK NESSE	TOLLE BEEK	EMMEL OORD	NA GELE	KUINRE	LEMMER BUMA	DRON TEN	BID DING HUIZEN	LELY STAD	ZEE WOLDE	ZEE WOLDE SW
JAN	91.6	93.1	93.4	75.9	85.3	94.0	83.7	67.0	77.9	83.1	90.2	74.8	78.7	79.4	77.9	84.7	85.8
FEB	30.7	38.3	43.0	51.2	51.3	50.0	47.6	49.7	53.5	58.0	57.2	44.7	53.9	49.3	46.4	46.9	48.7
MRT	41.2	40.5	43.7	40.3	45.8	49.5	56.7	44.3	50.9	65.5	60.0	50.0	53.7	48.0	46.9	49.4	63.7
APR	38.2	52.5	56.8	48.9	58.3	71.9	42.9	68.2	51.5	60.7	38.3	51.6	61.6	61.5	82.1	128.0	62.1
MEI	88.2	81.7	98.0	93.6	97.2	124.0	81.0	89.8	100.4	100.0	147.3	126.7	91.5	104.5	81.2	98.3	114.6
JUN	151.2	111.8	118.1	124.7	128.7	98.3	63.2	79.0	69.8	57.7	51.2	94.3	39.6	46.0	70.4	61.3	79.9
JUL	62.9	44.6	54.0	63.1	73.1	61.3	82.6	111.6	83.5	117.1	75.2	89.3	81.6	113.5	86.7	65.8	132.1
AUG	78.8	63.3	75.4	66.0	62.6	86.8	77.5	86.7	69.5	75.4	126.6	100.8		94.8	80.0	86.8	102.6
SEP	29.5	21.2	29.7	31.8	42.1	40.0	38.6	35.1	41.7	54.3	46.3	42.7		31.0	27.1	41.8	29.5
OKT	144.8	155.2	157.6	173.7	179.3	171.7	105.6	114.9	104.8	131.8	91.3	98.2		98.8	105.3	112.9	127.0
NOV	102.3	91.4	89.7	109.5	107.8	72.3	46.3	46.8	45.1	51.8	57.0	50.1		57.3	50.6	57.8	59.2
DEC	87.4	88.6	94.6	71.9	86.1	74.3	54.7	50.9	58.9	68.8	72.8	66.5		60.6	71.3	69.2	73.6
JAAR	946.8	882.2	954.0	950.6	1017.6	994.1	780.4	844.0	807.5	924.2	913.4	889.7	884.9	844.7	825.9	856.9	978.8
NORM	870.5	933.0	903.6	936.2		876.0	847.6	794.1	852.9	863.6	907.1	827.9		882.2	856.5	896.7	851.5

## DISTRICT 5

2021  
NEERSLAG 8-8 UUR (MM)

NR	DISTRICT 5		DISTRICT 6														
	HARDER WIJK	STEEN WIJKS MOER	DWIN GE LOO	ZWOLLE	DENE KAMP	HOOG VEEN	EMMEN	IJSSEL MUIDEN	RHEE ZER VEEN	HEINO	ZWEE LOO	VILS TEREN	SCHOO NEBEEK	VROOMS HOOP	KLA ZIENA VEEN	DE DEMS VAART	ROU VEEN
JAN	78.7	81.7	93.7	85.8	88.8	89.5	87.6	84.1	91.6	77.6	88.8	87.2	77.2	80.3	81.3	90.7	87.8
FEB	50.0	52.0	57.2	53.3	48.7	63.0	49.7	58.8	50.9	45.4	64.1	50.4	54.5	49.8	46.9	66.1	54.1
MRT	46.0	56.4	64.7	51.4	53.5	51.9	65.1	62.7	62.0	51.2	67.9	54.9	60.1	47.2	60.9	60.0	58.5
APR	67.1	31.1	37.9	35.7	33.1	35.2	43.8	45.5	29.5	29.6	43.0	33.0	38.2	29.0	34.8	36.0	38.1
MEI	104.6	114.3	99.0	98.0	114.3	95.9	132.0	114.7	114.9	109.0	110.6	122.0	84.7	107.3	91.8	114.3	103.7
JUN	46.4	57.0	95.3	60.7	81.9	77.3	61.9	55.3	61.5	49.4	69.6	56.1	71.1	55.6	86.9	63.2	58.1
JUL	122.6	140.1	98.5	70.9	79.1	99.1	121.5	80.8	109.1	135.5	121.0	88.0	118.6	101.1	102.2	88.7	104.4
AUG	102.9	65.7	78.2	79.1	47.4	65.9	86.3	75.7	70.7	90.1	81.3	80.5	81.1	51.5	79.2	72.7	81.8
SEP	41.9	30.7	44.2	25.1	25.5	47.7	37.1	30.8	27.5	38.1	35.2	25.5	42.0	32.4	52.6	42.6	39.1
OKT	96.9	79.5	106.7	93.9	84.3	100.7	95.2	109.3	94.5	87.8	98.3	90.3	71.5	98.5	74.0	98.3	88.6
NOV	62.8	42.8	61.0	60.4	46.2	53.2	61.5	72.2	48.7	56.5	55.0	50.9	47.7	41.5	41.8	48.0	59.5
DEC	60.1	51.1	66.4	64.2	62.2	64.7	60.9	61.3	64.7	64.4	69.4	62.1	56.0	45.5	62.3	67.2	55.9
JAAR	880.0	802.4	902.8	778.5	765.0	844.1	902.6	851.2	825.6	834.6	904.2	800.9	802.7	739.7	814.7	847.8	829.6
NORM	849.7	793.9	922.8	842.6	788.0	874.5	888.5	855.4	845.1	822.8	874.4	865.9	789.7	818.0	823.6	875.6	867.9

## DISTRICT 6

## DISTRICT 7

NR	DISTRICT 6										DISTRICT 7						
	TUB BERGEN	RUINER WOLD	AL MELO	EN SCHEDE	HENGE LO (OV)	TWEN THE	HELLEN DOORN	WEER SELO	LET TELE	HOL TEN	OVER VEEN	ZAND VOORT	ZOE TER MEER	HEEM STEDE	LIJN DEN	HOOFD DORP	ROELOF ARENDS VEEN
JAN	92.1	85.0	87.1	109.4	91.1	86.8	81.3	87.7	84.5	87.4	81.7	84.9	111.0	94.3	86.3	97.5	92.0
FEB	49.3	58.0	55.9	61.4	43.3	54.6	47.7	47.6	52.8	46.4	52.5	49.2	52.0	63.1	57.0	56.6	48.1
MRT	56.2	54.1	54.5	60.4	52.8	46.7	46.2	55.0	37.7	47.3	36.4	28.1	42.0	43.9	40.8	38.8	45.5
APR	27.3	28.5	35.7	36.3	34.9	31.6	36.1	31.6	34.2	33.2	44.2	41.8	50.1	41.7	41.2	37.7	44.2
MEI	125.6	89.5	113.3	126.3	108.9	115.3	112.3	122.3	109.3	132.7	90.7	85.9	132.6	107.0	102.6	111.9	115.1
JUN	64.9	44.8	84.7	68.4	77.0	82.7	61.4	80.0	54.1	57.5	155.9	172.0	90.8	121.9	123.1	116.9	90.8
JUL	97.5	110.6	106.3	82.3	153.2	82.5	195.1	96.6	85.9	98.3	60.0	54.7	52.4	53.9	56.3	79.3	59.3
AUG	68.9	69.9	60.9	84.3	59.5	51.8	75.4	84.3	62.2	100.7	48.7	31.0	73.8	43.6	87.0	56.4	58.8
SEP	48.0	34.0	52.1	39.3	39.9	27.3	41.9	52.1	35.8	38.7	33.8	40.6	12.1	24.3	22.8	22.3	17.0
OKT	81.7	95.4	94.2	79.7	79.9	83.3	100.6	76.4	98.1	86.3	191.8	158.5	196.0	165.4	166.2	144.4	154.0
NOV	45.4	67.4	46.6	51.5	52.5	55.7	55.8	48.4	52.9	51.2	107.9	113.4	105.1	102.4	97.9	103.6	102.5
DEC	53.6	59.3	63.1	77.3	56.5	58.4	63.4	60.8	60.1	64.6	99.6	79.7	74.5	74.4	87.4	71.1	72.7
JAAR	810.5	796.5	854.4	876.6	849.5	776.7	917.2	842.8	767.6	844.3	1003.2	939.8	992.4	935.9	968.6	936.5	900.0
NORM	812.9	849.7	836.9	852.3	831.8	849.8	862.0	821.6	829.0	847.0	940.5	853.6	971.9	929.4	942.8	951.5	905.8

## DISTRICT 7

NR	DISTRICT 7																	
	BOS KOOP	GOUDA	KAT WIJK	DELFT	NU MANS DORP	BERG SCHEN HOEK	LISSE	STRIJ EN	OOST VOORNE	AALS MEER	BAREN DRECHT	N.HEL VOET	BRIEL LE	POORTU GAAL	ZEG VELD	VALKEN BURG VK	H.VAN H'LAND M'PAD	MAAS LAND
JAN	99.3	92.3	86.4	109.7	102.4	101.4	96.5	101.3	97.1	92.4	103.2	94.0	94.9	100.5	83.6	92.6	94.8	102.6
FEB	48.7	48.4	52.8	50.6	52.8	45.7	54.4	41.1	56.6	54.0	48.0	46.1	49.2	47.7	46.7	45.5	50.6	50.6
MRT	39.0	40.5	39.9	39.4	36.1	37.2	42.1	34.3	44.4	47.3	32.3	35.0	40.0	32.5	37.9	48.1	41.5	38.4
APR	50.6	45.0	43.6	60.5	47.7	52.9	38.5	39.3	49.9	41.6	49.3	43.0	46.9	55.6	46.7	46.5	57.7	62.0
MEI	133.8	114.3	98.8	146.9	93.1	143.9	135.3	106.0	85.8	109.3	113.2	92.5	91.4	97.3	122.5	103.1	110.7	151.2
JUN	83.6	83.8	99.0	92.4	93.0	84.1	129.3	63.6	95.4	88.1	72.9	95.7	92.3	87.4	57.7	115.1	84.2	95.2
JUL	42.2	48.7	66.0	63.8	94.5	59.2	56.0	120.0	64.9	49.1	56.6	55.1	83.4	101.2	40.5	59.3	80.7	84.8
AUG	96.2	67.2	44.6	68.2	91.4	72.2	57.3	72.9	73.7	95.4	71.3	58.7	62.3	53.3	81.2	56.7	64.4	82.3
SEP	21.2	15.0	14.8	24.4	20.2	23.0	20.3	24.4	18.1	22.0	22.1	20.5	21.7	40.2	15.4	13.0	20.8	32.2
OKT	149.8	158.3	132.3	165.5	126.4	156.9	164.9	125.1	140.9	140.3	135.2	106.7	127.9	135.3	132.5	135.6	130.5	150.9
NOV	88.5	81.0	112.1	103.5	85.9	98.0	156.6	82.2	113.1	106.8	84.3	112.6	102.9	91.0	79.0	108.9	107.9	120.4
DEC	64.8	60.1	68.5	71.5	75.4	74.8	72.4	69.6	86.8	85.7	85.5	80.5	83.3	76.7	60.9	74.1	93.0	82.2
JAAR	917.7	854.6	858.8	996.4	918.9	949.3	1023.6	879.8	926.7	932.0	873.9	840.4	896.2	918.7	804.6	898.5	936.8	1052.8
NORM	950.0	891.3	919.2	960.9	878.4	957.4	923.8	834.1	899.4	913.1	922.4	841.0	926.7	914.5	863.0	942.5	904.7	

DISTRICT 7											DISTRICT 8						
NR	480	481	482	483	484	548	559	561	563	572	328	329	336	350	509	510	514
MND	HON SELMERS DIJK	VOOR SCHO TEN	HENDRIK IDO AM BACHT	KRIM- PEN AD LEK	HOOG MADE	LOENEN A/D VECHT	VLEU TEN	BEN SCHOP	WEESP	AB COUDE	HEERDE	WAPEN VELD	OLDE BROEK	ELBURG	DOORN	VAAS SEN	EPE
JAN	98.8	104.2	111.1	106.7	86.9	84.2	86.5	92.5	88.8	90.1	84.4	85.3	84.7	83.9	94.8	86.7	89.7
FEB	51.3	56.8	50.6	46.3	44.6	52.3	52.1	43.2	45.1	44.8	59.1	49.5	50.8	51.6	47.3	61.5	65.7
MRT	36.9	50.5	32.6	38.8	47.0	36.7	40.5	35.3	52.8	45.3	45.0	45.6	54.3	56.1	37.1	44.6	45.8
APR	54.6	48.4	50.2	45.7	40.4	41.3	40.4	33.7	45.1	47.3	49.4	43.3	48.3	59.0	39.8	48.3	49.4
MEI	127.2	104.8	106.0	114.7	105.2	113.3	114.9	125.3	115.2	101.1	86.7	98.2	104.3	82.0	99.0	99.6	101.9
JUN	99.7	121.9	79.1	67.4	141.9	69.1	40.2	49.5	80.0	76.3	64.3	64.9	48.9	48.0	58.5	60.4	106.1
JUL	112.4	64.7	74.1	61.9	47.7	64.6	64.6	81.8	61.6	74.6	122.6	97.0	110.6	100.1	96.4	100.7	115.1
AUG	80.3	58.5	85.2	75.5	72.8	56.7	79.2	65.5	91.3	86.7	102.9	80.2	91.9	123.4	83.9	109.5	88.7
SEP	23.2	16.5	28.3	41.6	15.4	21.8	24.8	32.8	26.8	16.9	27.4	28.1	32.5	34.7	42.7	20.2	20.9
OKT	140.5	169.7	125.6	132.5	143.5	134.1	132.4	113.0	133.8	137.0	88.4	87.5	89.5	103.5	99.4	107.7	102.5
NOV	108.1	116.5	89.4	82.6	104.8	80.2	89.4	87.4	73.8	79.5	56.4	50.2	72.8	73.0	80.7	56.3	61.0
DEC	78.9	73.0	73.8	60.7	68.7	74.9	64.2	58.7	78.7	81.1	64.4	63.3	57.8	63.4	74.6	64.1	69.8
JAAR	1011.9	985.5	906.0	874.4	918.9	829.2	829.2	818.7	893.0	880.7	851.0	793.1	846.4	878.7	854.2	859.6	916.6
NORM		969.8	899.5	962.3		895.9	859.9	851.3	917.7	922.3	854.4	890.0	896.8	866.7	914.2	917.3	909.7

DISTRICT 8																		
NR	523	541	542	543	546	547	550	557	558	560	564	565	567	570	573	576	578	579
MND	WIJK B/DUUR STEDE	ARNHEM	PUT TEN	APEL DOORN	WOUDEN BERG	NIJ KERK	DE BILT	EER BEEK	LUN TEREN	AME RONGEN	HULS HORST	VOORT HUI ZEN	KOOT WIJK	ELS PEET	BEEK BERGEN	SPA KEN BURG	OOSTER BEEK	VEE NEN DAAL
JAN	97.6	104.2	87.0	89.2	102.5	87.9	102.5	91.3	95.5	93.2	89.2	89.3	94.5	89.4	95.0	85.8	91.9	91.4
FEB	56.0	65.0	54.8	61.1	49.3	51.4	51.7	62.2	50.7	44.4	55.6	49.8	53.2	59.4	58.7	47.9	58.7	50.8
MRT	40.6	48.0	39.6	54.5	39.6	39.7	39.0	57.5	39.2	39.1	60.0	47.4	51.5	44.5	54.0	36.0	47.6	39.0
APR	41.3	35.9	42.4	44.5	44.5	54.5	46.0	39.0	38.7	30.7	73.3	41.1	36.3	50.7	43.5	58.1	40.1	39.7
MEI	109.9	102.1	104.4	102.5	116.9	125.7	113.2	124.0	115.1	106.6	133.7	94.5	116.4	99.3	124.0	103.7	119.5	100.9
JUN	65.2	76.9	63.7	72.8	63.6	60.7	54.0	53.3	54.0	73.8	48.0	61.2	88.2	64.0	70.9	77.2	117.2	57.0
JUL	114.6	107.0	88.2	118.2	93.9	98.9	99.9	102.8	125.1	120.2	112.0	81.6	99.9	140.0	135.8	97.8	148.5	108.6
AUG	87.8	83.8	108.5	89.9	92.8	83.5	99.9	77.6	99.4	68.5	125.0	86.2	101.4	125.3	89.8	76.0	103.1	76.3
SEP	48.1	46.4	33.4	21.9	28.6	29.5	28.3	41.5	24.7	21.8	29.7	23.3	30.3	25.9	27.5	20.5	30.7	33.6
OKT	118.5	107.7	101.7	114.7	116.0	120.3	144.2	97.2	104.3	101.3	99.1	124.3	106.8	92.7	95.4	113.5	104.5	102.0
NOV	87.0	66.3	66.6	68.2	84.5	61.9	84.9	54.5	92.0	91.6	73.6	77.9	69.6	94.4	74.4	56.8	62.3	81.0
DEC	67.5	89.0	73.1	70.9	89.9	78.7	77.1	67.6	81.1	77.6	64.8	77.5	84.3	64.9	87.8	70.8	85.3	72.3
JAAR	934.1	932.3	863.4	908.4	922.1	892.7	940.7	868.5	919.8	868.8	964.0	854.1	932.4	950.5	956.8	844.1	1009.4	852.6
NORM	849.5	934.2	909.2	962.9	895.7	855.9	911.6	899.6	890.4	853.0	896.3	875.1	928.1	938.0	964.3	871.4	918.0	869.4

DISTRICT 8										DISTRICT 9							
NR	580	582	583	591	593	595	596	588	645	663	666	667	669	673	674	678	679
MND	BARNE VELD	HA MERS VELD	WAGE NINGEN PD	DEE LEN	LAREN	SOEST	EEMNES	DUI VEN	HENGE LO (GLD)	LOCHEM	WIN TERS WIJK	DOETIN CHEM	BOR CULO	GEN DRIN GEN	REKKEN	ALMEN	HERWEN
JAN	91.7	92.8	90.1	94.2	104.0	105.1	98.9	100.2	81.0	85.8	103.3	100.2	81.0	108.7	87.2	81.7	88.3
FEB	58.1	53.0	47.8	64.3	56.4	52.6	50.8	61.6	44.8	52.1	63.9	56.1	45.3	57.4	47.8	53.7	57.6
MRT	43.1	41.3	44.2	65.1	46.5	45.4	51.5	44.5	41.0	51.9	52.9	34.2	45.0	49.8	50.1	51.5	40.4
APR	45.8	41.3	38.8	40.5	56.4	44.0	66.7	33.0	41.2	37.7	41.3	40.7	36.2	43.1	36.7	39.6	32.3
MEI	105.8	110.6	99.8	115.0	133.0	137.3	109.0	105.4	113.8	124.1	131.5	96.4	102.5	95.7	95.8	113.9	96.7
JUN	71.4	54.3	73.6	113.7	68.6	59.0	65.8	73.2	68.0	52.2	97.1	67.3	85.1	90.4	93.9	48.8	78.3
JUL	124.7	78.5	116.0	111.2	103.5	108.5	93.3	97.9	84.5	109.9	135.4	95.6	102.1	89.1	73.8	99.3	84.0
AUG	107.5	113.2	105.1	120.9	82.6	87.8	80.2	74.9	53.8	69.0	51.6	67.1	55.8	57.2	43.5	81.5	56.6
SEP	24.1	33.5	23.7	25.3	20.5	24.7	21.2	53.6	66.8	57.4	51.3	50.8	38.6	58.0	35.9	45.4	22.8
OKT	122.7	122.3	93.3	117.7	134.7	138.8	122.0	81.2	78.0	124.2	55.4	75.3	62.3	70.3	81.5	124.9	67.4
NOV	77.9	71.8	74.6	70.2	66.7	88.7	60.4	56.5	41.9	50.0	47.2	52.8	49.9	58.2	45.6	42.8	47.0
DEC	77.0	78.7	78.9	88.1	77.1	92.9	81.1	76.2	65.8	78.1	75.0	70.2	61.3	58.7	65.3	68.3	57.5
JAAR	949.8	891.3	885.9	1026.2	950.0	984.8	900.9	858.2	780.6	892.4	905.9	806.7	765.1	836.6	757.1	851.4	728.9
NORM	901.3	912.7	866.7	960.0	944.5		928.6	825.1	826.4	834.6	823.3	863.5	818.9	777.3	807.7	804.2	820.8

2021  
NEERSLAG 8-8 UUR (MM)

NR	DISTRICT 9							DISTRICT 10									
	680	682	683	684	686	688	689	434	465	539	549	562	569	584	589	830	835
MND	AAL TEN	MAR KELO	LICH TEN VOORDE	LIE VELDE	WOOLD	HUP SEL	DEVEN TER	GROOT AMMERS	OD AL BLAS	NIJ MEGEN	CULEM BORG	TIEL	HEU MEN	GELDER MALSEN	ZET TEN	HER WIJNEN	ANDEL
JAN	106.0	86.7	96.3	93.2	111.3	90.9	79.0	91.2	107.4	90.6	96.8	75.7	105.3	103.7	84.6	99.6	97.3
FEB	65.8	43.3	53.4	64.9	76.2	44.1	51.8	41.1	45.9	65.4	53.9	38.7	75.6	64.8	47.4	50.7	45.1
MRT	45.3	47.0	44.1	46.5	53.2	47.2	33.2	34.2	32.5	46.0	38.1	36.4	44.3	47.3	33.1	35.4	33.1
APR	40.5	31.4	36.0	37.9	42.6	39.1	41.9	41.5	41.7	38.0	43.4	28.7	39.9	54.1	37.2	36.4	44.8
MEI	139.0	108.8	83.8	90.1	142.9	100.9	109.2	102.6	101.2	102.1	106.4	87.6	85.7	109.8	103.0	100.0	90.8
JUN	100.4	62.7	89.5	82.3	129.4	76.3	46.1	69.4	78.8	84.3	63.2	73.3	66.2	75.1	84.3	57.6	53.0
JUL	100.6	83.5	126.1	87.6	97.1	87.5	80.5	59.6	94.1	70.9	106.5	131.2	88.2	128.2	110.7	70.2	81.4
AUG	82.5	86.2	60.1	59.3	72.5	45.6	63.0	56.4	61.9	66.3	64.4	67.1	69.9	84.4	100.0	55.4	51.8
SEP	54.1	50.1	30.9	50.6	46.4	40.9	28.9	24.8	33.1	62.9	33.7	10.0	44.0	12.4	28.5	17.0	33.0
OKT	65.3	103.2	78.5	67.5	58.4	71.4	96.2	129.0	136.7	92.7	107.5	119.3	90.3	136.9	120.0	124.1	116.6
NOV	53.3	41.9	51.6	51.5	50.9	52.0	48.0	79.1	82.5	70.5	82.8	82.7	54.5	81.1	71.7	70.1	67.0
DEC	77.3	59.5	65.3	67.5	68.3	67.5	52.7	54.9	63.6	83.8	71.0	63.0	67.1	71.8	78.7	58.6	56.2
JAAR	930.1	804.3	815.6	798.9	949.2	763.4	730.5	783.8	879.4	873.5	867.7	813.7	831.0	969.6	899.2	775.1	770.1
NORM	852.1	826.8	815.8	840.2	903.2	829.7	814.0	855.4	903.4	806.7	818.2	814.1	811.5	834.2	827.1	827.0	836.9

NR	DISTRICT 10				DISTRICT 11												
	836	840	910	917	446	447	462	471	705	733	735	736	737	738	740	741	742
MND	GORIN CHEM	NIEU WEN DIJK	AMMER ZODEN	ZALT BOMMEL	GOEDE REEDE	DEN BOMMEL	DIRKS LAND	OD DORP FOLDER	BRES KENS	RIT THEM	KAPEL LE	BROU WERS HAVEN	KERK WERVE	BIER VLIET	ST KRUIS	STAVE NISSE	TER NEU ZEN
JAN	94.0	94.9	91.9	95.8	103.4	113.2	106.8	100.8	111.6	114.4	121.8	118.8	119.9	102.8	121.6	105.5	120.3
FEB	56.1	43.9	44.9	66.5	54.6	42.3	46.9	46.9	45.9	48.3	61.9	44.1	48.0	51.7	43.7	48.3	45.1
MRT	33.4	29.5	37.6	33.6	36.1	33.1	35.0	30.2	33.7	34.4	36.4	36.0	32.4	31.9	36.8	32.1	36.0
APR	36.7	38.2	43.8	50.0	36.0	37.1	48.9	50.5	36.8	44.4	32.4	55.2	53.1	31.1	31.2	46.2	36.7
MEI	87.1	87.2	101.5	82.5	88.7	81.8	104.1	79.9	84.2	72.5	70.7	94.0	98.8	78.0	80.8	85.3	90.1
JUN	37.7	42.2	72.3	100.7	92.6	89.3	122.8	104.2	104.5	99.7	150.9	108.2	114.1	106.9	87.3	129.3	114.1
JUL	60.2	72.6	131.5	124.2	60.5	102.7	57.3	66.4	72.5	54.6	75.1	112.6	67.5	80.8	71.8	64.0	55.8
AUG	67.8	54.1	46.8	57.9	58.4	111.9	85.4	83.1	93.4	85.7	68.8	85.8	71.3	62.6	74.1	74.0	46.8
SEP	21.4	25.0	35.1	28.5	17.3	15.8	18.7	11.8	27.4	17.1	25.5	18.9	15.8	35.2	32.1	28.3	15.7
OKT	115.6	135.2	94.9	119.6	115.8	123.5	132.8	115.9	95.1	85.3	130.3	106.5	100.1	107.1	114.6	78.7	102.1
NOV	68.8	65.2	64.9	68.9	98.5	94.2	105.8	87.6	113.8	113.8	97.5	96.4	112.7	98.5	120.6	101.3	97.9
DEC	59.9	54.1	56.7	56.3	97.6	71.1	74.1	88.4	113.9	103.1	97.0	87.6	79.3	98.4	112.4	83.5	93.3
JAAR	738.7	742.1	821.9	884.5	859.5	916.0	938.6	865.7	932.8	873.3	968.3	964.1	913.0	885.0	927.0	876.5	853.9
NORM	874.0	862.1	791.7	814.0	854.4	868.1	867.4	820.1	811.4	815.5	911.4	832.3	831.0	859.2	852.8	852.9	833.1

NR	DISTRICT 11																	
	743	744	746	747	749	750	751	752	754	755	756	757	758	760	761	762	763	764
MND	NOORD GOUWE	ANNA JACOBA FOLDER	WEST KAPEL LE	KRAB BEN DIJKE	WILHEL MINA DORP	RIL LAND	VROU WEN POLDER	HAAM STEDE	OVE ZANDE	KORT GENE	MIDDEL BURG	THOLEN	WOL PH'RTS DIJK	'S HEE REN HOEK	PHI LIP PINE	SCHOON DIJKE	CAD ZAND	KLOOS TER ZANDE
JAN	99.8	105.4	121.3	102.4	116.5	103.8	122.7	118.1	119.1	122.5	108.7	97.9	117.3	122.4	116.1	108.9	124.3	117.4
FEB	39.0	43.1	44.2	54.0	51.1	43.2	40.1	41.0	52.1	49.8	45.7	52.4	56.2	50.4	52.8	52.6	45.6	53.1
MRT	31.2	29.5	36.3	34.3	40.5	35.2	33.5	38.2	33.4	36.5	33.6	26.6	35.5	25.8	36.8	40.1	36.6	34.8
APR	41.4	39.5	42.8	29.1	29.5	35.6	44.4	41.2	29.4	30.4	43.2	33.1	35.9	35.7	36.7	40.3	36.1	32.7
MEI	93.3	76.6	67.6	79.7	76.9	74.7	76.2	79.1	64.7	75.3	80.3	73.8	86.6	78.6	111.3	87.9	90.7	81.3
JUN	106.1	84.6	159.1	119.0	135.5	81.7	101.9	103.0	117.6	114.6	111.6	79.3	136.9	100.0	105.1	114.6	118.1	117.6
JUL	101.1	72.8	73.1	74.1	58.0	94.5	77.7	75.6	71.1	84.5	51.4	86.8	62.3	65.7	93.9	104.6	60.7	80.3
AUG	74.1	76.8	84.8	50.4	69.5	59.0	81.8	81.0	74.6	85.8	102.8	61.4	83.9	87.9	59.6	95.5	82.6	50.3
SEP	20.8	21.5	12.4	17.1	23.3	18.5	19.1	17.0	28.0	24.3	14.8	20.6	18.4	21.9	32.5	25.0	20.1	14.3
OKT	106.2	115.4	98.3	113.5	119.6	121.4	104.8	91.8	117.8	117.4	88.5	114.4	109.5	126.5	104.1	96.8	94.8	111.8
NOV	90.7	86.2	115.0	74.1	100.6	85.3	123.2	99.0	102.0	126.4	123.5	92.2	112.4	103.9	97.7	110.7	124.4	74.5
DEC	71.6	67.2	107.6	79.5	101.3	78.1	108.1	78.9	88.9	97.2	110.5	71.5	95.7	105.1	110.9	118.2	127.3	88.8
JAAR	875.3	818.6	962.5	827.2	922.3	831.0	933.5	863.9	898.7	964.7	914.6	810.0	950.6	923.9	957.5	995.2	961.3	856.9
NORM	800.8	832.1	822.1	869.3	887.3	831.0	858.1	835.2	869.4	844.0	837.6	855.8	883.9	878.8	862.4	867.6	839.8	859.4

NR	DISTRICT 11		DISTRICT 12									DISTRICT 13				
	767	770	828	829	832	833	834	837	838	839	841	827	831	843	844	892
MND	KA PELLE BRUG	WEST DORPE	OUDEN BOSCH	ZUN DERT	BERGEN O/ZOOM	OOS TER HOUT	CHAAM	STEEN BERGEN	GINNE KEN	HOOGER HEIDE	KLUN DERT	TIL BURG	ES BEEK	GILZE RIJEN	CA PELLE	GIERS BER GEN
JAN	123.3	129.2	109.1	122.1	102.4	113.5	109.6	102.0	119.6	102.1	106.2	110.2	116.3	112.5	95.6	95.7
FEB	50.6	46.7	46.4	59.1	44.8	58.6	56.0	47.7	46.3	44.4	54.7	45.3	73.2	58.0	41.1	50.4
MRT	34.1	38.2	39.5	38.8	28.5	48.5	43.5	33.9	43.5	30.9	36.3	46.2	55.2	45.8	39.4	42.3
APR	34.3	38.0	35.5	42.5	30.4	40.4	38.6	37.8	36.2	31.0	51.0	34.2	38.3	38.9	36.4	41.9
MEI	105.4	95.4	84.5	74.7	58.9	78.4	67.9	72.8	73.4	78.7	93.9	77.4	84.8	69.6	85.9	88.1
JUN	155.6	134.8	83.0	75.0	66.4	58.7	70.3	63.4	59.9	64.9	83.9	77.2	91.3	56.0	57.8	76.7
JUL	75.5	71.8	70.9	88.2	100.5	112.2	103.0	84.5	111.2	95.7	103.1	87.9	141.3	99.2	112.4	133.2
AUG	54.9	75.7	51.5	79.5	55.7	45.8	56.3	82.4	56.8	61.2	62.1	44.3	76.3	46.5	48.0	64.2
SEP	14.3	20.2	31.7	35.6	9.6	17.7	45.3	21.8	34.1	32.9	21.6	23.1	30.3	33.7	22.7	32.6
OKT	142.3	119.4	124.1	116.2	118.5	102.9	119.6	123.6	110.3	101.2	130.8	120.9	106.5	117.4	114.1	111.9
NOV	89.0	74.5	64.7	66.8	85.7	59.2	73.8	82.9	60.3	74.8	85.9	69.7	71.1	78.3	57.9	60.4
DEC	102.2	104.2	61.4	74.8	66.9	48.6	66.1	66.8	76.8	75.7	66.4	55.4	71.1	69.3	50.4	55.6
JAAR	981.5	948.1	802.3	873.3	768.3	784.5	850.0	819.6	828.4	793.5	895.9	791.8	955.7	825.2	761.7	853.0
NORM	859.8	832.8	864.8	867.7	818.0	901.5	816.6	879.2	859.7	847.6	863.6	858.7	851.3	869.2	790.5	842.2

## DISTRICT 13

NR	896	899	901	903	904	905	906	907	908	909	911	912	914	915	918	919	920	926
	HEL MOND	GEMERT	NU LAND	MEGEN	SOME REN	ST ANTHO NIS	OIR SCHOT	BOX TEL	DEURNE	MILL	DIN THER	LEENDE	OSS	EERSEL	MAAR HEEZE	EIND HOVEN VB	VOLKEL	WAAALRE
JAN	110.6	100.8	87.5	85.8	98.4	118.0	91.2	98.6	98.8	118.3	108.3	109.1	91.3	112.4	106.9	104.2	108.4	106.9
FEB	65.2	75.6	59.8	58.7	68.5	71.7	70.4	63.2	64.6	72.5	74.4	67.5	64.3	75.7	78.5	76.7	77.8	76.1
MRT	55.2	53.1	36.5	43.3	47.9	55.0	45.0	38.7	46.0	51.0	41.0	48.8	40.2	49.0	47.3	58.0	44.7	48.6
APR	36.7	34.4	28.8	27.2	39.5	36.2	38.1	43.6	42.4	37.6	38.4	41.9	30.7	41.2	46.6	35.4	38.0	39.6
MEI	80.8	78.2	86.6	89.4	72.6	87.6	67.5	74.8	65.0	100.9	82.7	72.7	83.1	64.9	70.6	71.7	84.4	60.8
JUN	94.7	123.7	91.4	106.0	99.4	70.6	92.5	93.4	105.7	88.1	89.4	97.6	113.9	105.7	121.8	92.3	93.9	112.8
JUL	113.0	86.1	111.0	128.1	141.0	109.0	112.1	136.1	114.1	96.8	106.4	130.6	113.8	88.7	138.3	96.7	77.0	145.4
AUG	50.4	77.7	47.5	55.7	52.6	64.6	78.7	58.2	50.2	63.7	44.9	45.3	47.8	67.1	53.0	56.9	50.0	55.3
SEP	21.8	51.4	29.1	29.3	20.4	57.5	44.9	29.9	23.7	67.5	47.9	22.5	20.6	19.9	31.2	30.0	54.9	20.3
OKT	73.9	71.6	99.7	109.8	65.3	88.0	95.4	68.6	88.7	90.1	80.3	98.7	91.8	91.8	74.5	94.5	80.3	84.1
NOV	40.2	47.3	71.0	75.8	42.7	52.9	48.3	59.5	42.8	51.2	60.8	42.7	59.9	45.2	45.9	55.3	47.9	35.1
DEC	60.0	56.7	56.7	62.3	58.6	70.4	52.5	51.6	58.1	72.8	55.4	70.7	57.1	78.4	70.7	52.7	65.9	65.0
JAAR	802.5	856.6	805.6	871.4	806.9	858.8	836.6	835.6	780.0	909.1	839.7	829.7	821.4	840.0	885.3	824.4	823.2	850.0
NORM	796.0	788.0	840.1	808.4	772.0	794.4	794.4	797.5	770.0	824.9	809.2	794.3	756.3	808.6	745.6	785.2	833.7	

## DISTRICT 14

NR	883	897	913	921	922	923	961	964	967	970	983	962	963	965	966	968	969
	SEVE NUM	VENLO	IJSSEL STEYN	VENRAY	SIEBEN GE WALD	ARCEN	ROER MOND	WEERT	HEI BLOEM	STRAMP ROY	KESSEL EIK	UBACHS BERG	VAL KEN BURG	SCHAES BERG	SCHIN NEN	VAALS	STEIN
JAN	97.8	101.2	112.0	114.2	106.4	109.7	102.5	101.6	90.5	106.9	98.4	126.1	136.9	153.0	114.3	142.5	128.1
FEB	66.8	62.0	71.9	60.9	68.2	66.0	75.5	77.5	67.4	72.1	65.2	60.5	78.6	74.1	85.3	55.4	64.7
MRT	39.1	52.5	54.2	59.1	52.3	56.2	50.0	50.6	45.7	48.3	46.0	58.9	74.6	65.1	67.2	72.9	71.0
APR	38.2	42.3	31.5	40.6	34.0	37.8	34.5	42.6	39.6	49.8	41.4	41.8	48.4	48.3	39.8	51.1	37.0
MEI	66.9	71.0	56.8	78.9	87.1	73.2	54.0	67.6	61.2	69.9	71.0	82.7	75.9	88.4	81.3	106.1	69.6
JUN	78.0	74.8	71.3	83.2	88.7	102.6	89.8	98.8	123.8	108.6	96.1	106.5	95.5	141.6	147.6	114.0	94.3
JUL	94.0	120.6	93.9	103.2	99.3	107.8	91.4	107.0	114.8	110.9	100.3	241.1	201.1	232.1	170.3	197.8	123.1
AUG	54.4	71.9	45.9	52.1	49.6	48.8	76.8	50.7	64.8	78.1	67.3	114.4	122.8	102.6	118.4	116.0	90.1
SEP	40.2	55.5	36.9	43.1	53.3	50.6	17.4	18.0	40.7	36.7	46.4	15.7	16.7	16.2	28.2	16.0	24.2
OKT	57.6	54.7	66.5	61.5	72.0	53.3	57.6	68.3	57.6	63.7	51.9	39.7	43.8	50.6	37.8	47.7	46.3
NOV	36.5	33.7	48.1	40.2	54.9	39.3	35.4	53.1	44.4	39.3	32.3	38.9	42.2	48.8	40.1	52.2	39.0
DEC	60.1	70.2	49.8	64.3	66.3	68.8	64.9	68.3	55.6	63.4	59.3	72.0	88.9	86.1	79.5	93.9	88.7
JAAR	729.6	810.4	738.8	801.3	832.1	814.1	749.8	804.1	806.1	847.7	775.6	998.3	1025.4	1106.9	1009.8	1065.6	876.1
NORM	764.9	784.6	764.9	763.2	805.3	791.3	736.4	759.2	747.3	754.2	768.3	815.2	864.7	819.9	858.0	931.1	805.2



2021  
NEERSLAG 8-8 UUR (MM)

DISTRICT 15

NR	971	973	974	979	980	981	982
MND	NOOR BEEK	BEEK	BUCH TEN	ECHT	EPEN	OOST- MAAR LAND	SCHIN VELD
JAN	121.6	138.0	123.3	107.3	151.7	109.2	109.1
FEB	57.7	72.0	74.0	64.1	63.6	63.4	56.7
MRT	71.4	64.7	61.8	59.0	74.7	60.2	59.4
APR	40.8	38.8	41.6	37.3	42.1	40.4	40.4
MEI	101.5	71.9	81.1	57.8	86.4	73.4	70.0
JUN	106.4	137.7	122.1	138.1	105.7	97.6	96.2
JUL	215.6	147.9	127.5	125.5	162.4	162.1	160.0
AUG	110.8	101.9	86.7	82.7	122.9	97.2	102.8
SEP	18.5	26.2	19.5	26.3	20.4	24.5	16.3
OKT	42.9	34.5	42.3	49.9	47.6	30.7	42.5
NOV	45.8	39.0	32.0	28.6	52.5	35.7	22.3
DEC	64.7	86.4	77.0	69.8	85.9	66.4	71.7
JAAR	997.7	959.0	888.9	846.4	1015.9	860.8	847.4
NORM	840.5	798.8	756.2	703.8	895.7	768.6	750.8

NR	270	277	286	249	269	279	215	240	275	290	344	356	283	323	319	350	370	375	377
MND	LEEU WARDEN	LAU WERS OOG	NIEUW BEERTA	BERK HOUT	LELY STAD	HOEGE VEEN	VOOR SCHO TEN	SCHIP HOL	DEE LEN	TWEN THE	R'DAM	HER WIJNEN	HUP SEL	WILHELMINA DORP	WEST DORPE	GILZE RIJEN	EIND HOVEN	VOLKEL	ELL
JAN	8.7	8.3	8.7	9.1	9.0	8.3	9.4	8.9	8.1	7.5	8.9	9.6	8.1	9.9	9.6	9.1	8.8	9.1	8.6
FEB	17.4	17.0	19.0	18.9	20.6	20.2	20.7	20.2	20.9	21.0	20.9	22.7	20.9	22.1	22.9	22.3	22.7	22.6	23.8
MRT	35.2	36.9	37.9	36.8	37.9	38.2	40.6	37.2	36.8	38.9	39.1	41.3	40.2	44.4	44.2	42.8	44.0	43.3	46.4
APR	59.9	67.1	62.2	60.8	62.8	60.4	64.9	61.4	58.6	59.1	62.1	62.0	61.5	71.0	68.5	63.6	64.5	64.8	65.9
MEI	73.1	74.2	72.6	77.0	78.0	73.7	85.5	82.3	73.2	72.1	77.4	78.4	77.0	85.9	80.7	80.1	79.7	79.3	82.5
JUN	106.5	107.5	110.5	112.3	113.5	110.1	110.9	110.5	108.8	109.8	105.6	111.6	114.9	106.8	102.4	110.3	108.9	113.2	113.7
JUL	99.0	103.3	92.4	101.5	94.8	90.6	93.9	92.0	88.3	90.2	89.1	90.1	93.3	93.6	91.3	90.8	92.0	92.4	94.9
AUG	74.8	79.8	78.1	79.2	77.5	78.5	79.2	75.4	74.8	79.0	78.3	78.8	76.9	84.0	76.9	77.7	74.4	77.8	74.4
SEP	53.5	55.6	52.6	60.1	59.1	53.7	62.7	60.9	59.7	57.2	63.2	61.1	59.3	63.2	64.1	63.1	63.1	62.9	63.6
OKT	29.0	28.6	27.4	28.4	30.4	27.0	27.9	27.7	30.5	30.3	26.8	29.1	29.7	31.0	30.1	30.2	30.3	30.9	33.0
NOV	11.4	11.6	10.8	12.5	12.2	10.5	12.8	11.8	11.8	11.9	11.9	12.1	11.1	12.9	12.9	12.6	11.8	12.4	12.6
DEC	6.0	6.1	5.8	5.9	6.4	6.0	6.8	6.3	6.2		6.7		6.2	7.9	7.0	7.1	6.5	6.9	7.2
JAAR	574.5	596.0	578.0	602.5	602.2	577.2	615.3	594.6	577.7		590.0		599.1	632.7	610.6	609.7	606.7	615.6	626.6

REFERENTIE  
GEWASVERDAMPING (MM)DOORLOPEND POTENTIEEL  
NEERSLAGOVERSCHOT (MM)

## AANTAL SNEEUWDEKDAGEN

NR	391	235	280	260	310	380	NR	235	280	260	310	380	NR	025	161	550	733	973	
MND	ARCEN KOOY	DE KOOY	EELDE	DE BILT	VLIS SINGEN	BEEK MND	MND	DE KOOY	EELDE	DE BILT	VLIS SINGEN	BEEK	MND	DE KOOY	EELDE	DE BILT	RIT THEM	BEEK	
JAN	7.8	9.0	7.9	8.3	10.1	7.7							JAN	.	2	1	.	6	
FEB	21.9	17.7	18.2	20.8	22.1	23.8							FEB	10	9	9	8	8	
MRT	43.1	37.0	36.5	37.6	46.3	46.3							MRT	.	.	.	.	.	
APR	61.5	66.5	59.5	60.8	71.4	63.5	APR	-49	-12	-16	-33	-27							
MEI	77.6	84.5	71.4	75.7	90.9	79.8	MEI	-38	3	13	-47	-49							
JUN	112.2	108.1	108.3	109.8	104.7	112.1	JUN	-21	-42	-45	-63	2							
JUL	91.0	104.7	92.7	91.5	99.9	93.0	JUL	-88	-60	-38	-119	32							
AUG	72.6	78.4	77.1	74.1	84.5	71.2	AUG	-88	-52	-20	-116	61							
SEP	61.3	57.4	52.6	59.1	67.2	65.3	SEP	-117	-73	-51	-164	14							
OKT	29.1	29.3	27.7	29.0	32.7	32.6	OKT	-10	-4	65	-107	16							
NOV	10.8	11.9	11.3	11.3	13.4	12.0							NOV	.	.	.	.	.	
DEC	6.0	6.2	5.9	6.7	7.6	6.7							DEC	.	.	.	.	.	
JAAR	594.9	610.7	569.1	584.7	650.8	614.0													

SNEEUWDEK DAG IS EEN DAG WAAROP  
EEN SNEEUWDEK IS GECONSTATEERD OM 08.00 UUR

## NEERSLAGGEMIDDELDEN PER DISTRICT (MM)

	D1	D2	D3	D4	D5	D6	D7	D8
JAAR	918.6	952.8	885.5	958.0	878.3	830.1	917.2	906.4
NORM	845.3	860.8	855.4	891.3	860.8	843.9	913.0	902.8
	D9	D10	D11	D12	D13	D14	D15	LAND
JAAR	822.1	832.2	908.2	824.0	837.6	791.8	961.4	890.1
NORM	828.4	834.0	849.6	857.6	805.9	767.2	816.0	856.5

HOOGSTE JAARSOM 1170.7 MM TE  
234 Bergen NH

LAAGSTE JAARSOM 728.9 MM TE  
679 Herwen

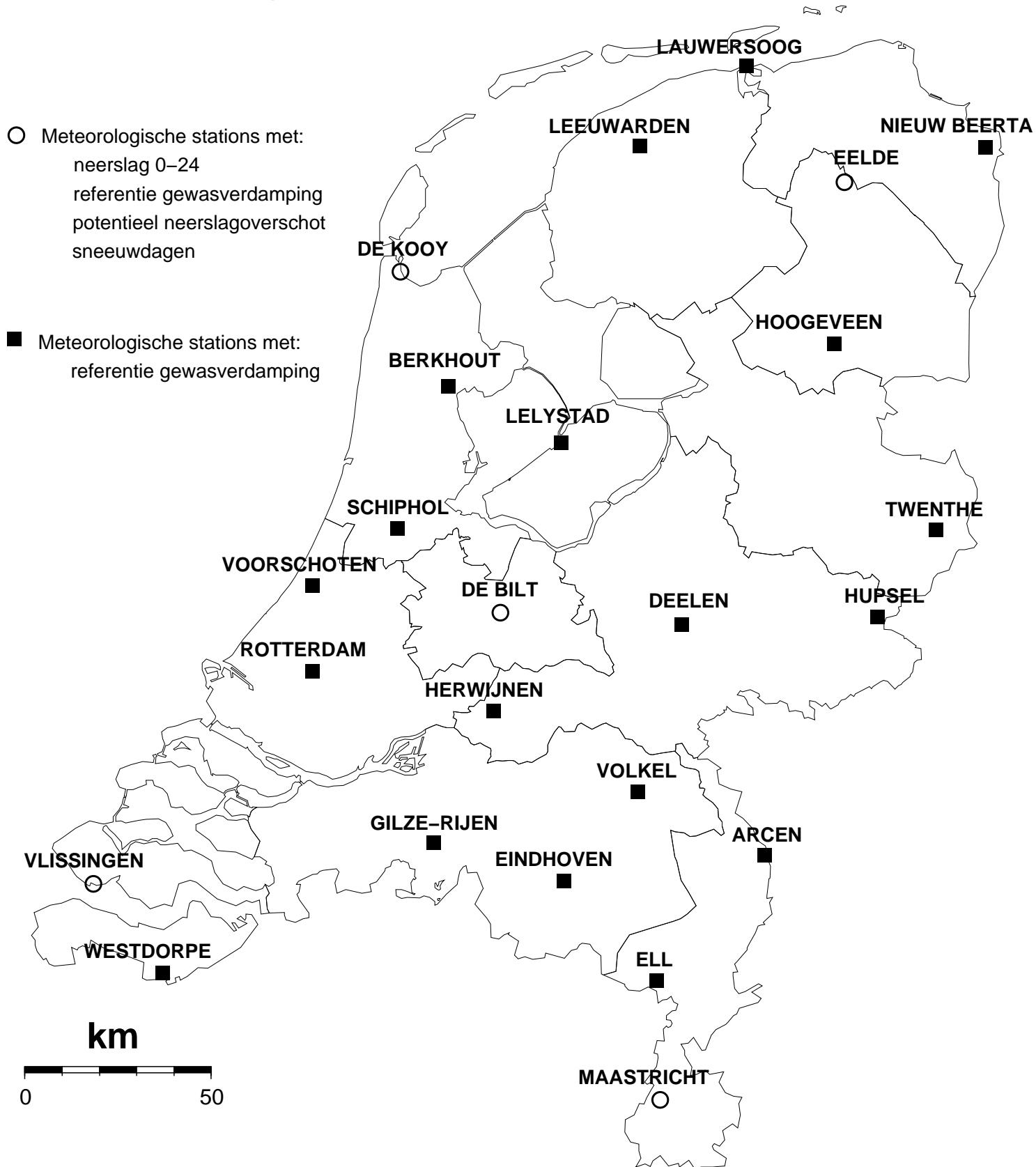
HOOGSTE MAANDSOM 241.1 MM IN  
JULI TE 962 Ubachsberg

LAAGSTE MAANDSOM 9.6 MM IN  
SEPTEMBER TE 832 Bergen op Zoom

HOOGSTE DAGSOM 116.0 MM OP  
19/06 TE 234 Bergen NH

NORMALEN: TIJDVAK 1991-2020

## Kaart met meteorologische stations



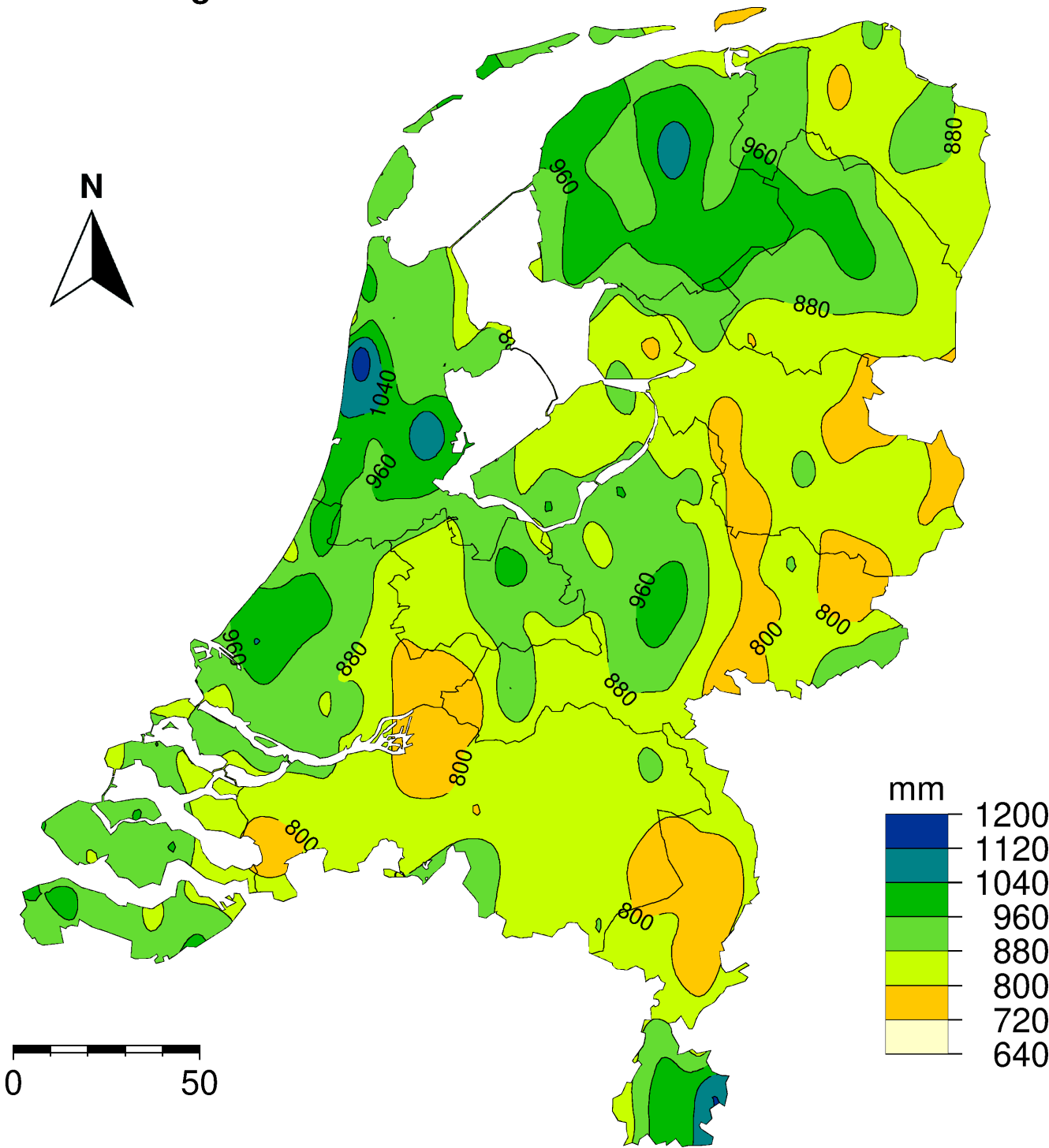


Koninklijk Nederlands  
Meteorologisch Instituut  
Ministerie van Infrastructuur en Waterstaat

- Neerslagstations  
handmatig 08.00 - 08.00 UT



# Jaarneerslag 2021





Dit rapport is een uitgave van:

**Koninklijk Nederlands Meteorologisch Instituut**  
Postbus 201 | 3730 AE De Bilt  
[www.knmi.nl](http://www.knmi.nl) | [klimaatdesk@knmi.nl](mailto:klimaatdesk@knmi.nl)