



Koninklijk Nederlands  
Meteorologisch Instituut  
*Ministerie van Infrastructuur en Milieu*

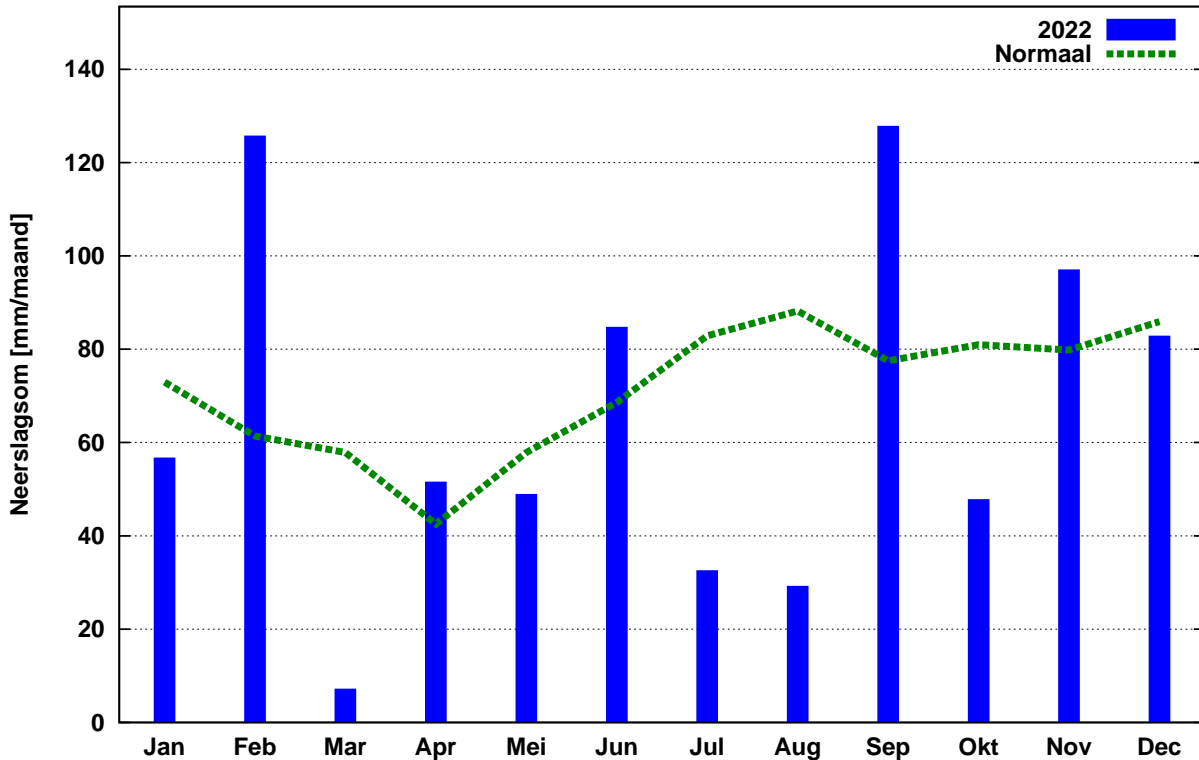
# Jaaroverzicht neerslag en verdamping in Nederland

2022



Landelijk gemiddelde maandelijkse neerslagsom in 2022 (gebaseerd op 317 stations)

Jaarsom: 792.9 mm    Normaal: 856.5 mm



In het Jaaroverzicht neerslag en verdamping in Nederland (JONV) zijn maandelijkse en jaarlijkse gegevens van neerslag, verdamping, potentieel neerslagoverschot en sneeuwdagen opgenomen. De metingen worden verricht op ca. 325 KNMI-neerslagstations en 25 KNMI meteorologische stations, alwaar uit metingen van temperatuur en straling de referentie-gewasverdamping wordt berekend. Het JONV is ruim 75 jaar uitgegeven als KNMI-periodiek en wordt sinds 2009 verspreid via internet (<http://www.knmi.nl/nederland-nu/klimatologie/gegevens/monv>).

**KNMI**  
Postbus 201  
3730 AE De Bilt  
e-mail: [Klimaatdesk@knmi.nl](mailto:Klimaatdesk@knmi.nl)

2022  
NEERSLAG 8-8 UUR (MM)

DISTRICT 1														DISTRICT 2			
NR	10	11	12	15	16	17	18	19	21	22	24	25	26	61	64	65	66
MND	HOL LUM	W.TER SCHEL LING	SCHIER MONNIK OOG	OOST VLIeland	PETTEN	DEN BURG	NES AME LAND	DE COCKS DORP	CAL LANTS OOG	DE KOOG	VLIeland	DE KOOY	FOR MERUM	SKRINS	SNEEK	MAK KUM	HAR LINGEN
JAN	60.7	68.3	56.2	86.4	52.2	79.4	66.7	73.9	69.3	81.2	80.3	73.7	70.8	77.5	92.4	73.2	83.2
FEB	129.3	119.7	107.0	114.2	79.7	100.7	134.7	105.7	101.7	101.5	110.3	99.6	134.8	114.5	135.1	96.8	131.0
MRT	7.4	14.9	7.2	15.6	19.1	16.5	6.6	13.5	19.8	15.3	10.4	20.0	15.5	7.0	7.2	5.6	10.5
APR	47.1	39.6	49.2	49.0	37.6	48.4	45.2	41.7	38.9	40.8	42.9	45.8	37.7	35.0	50.0	34.8	40.9
MEI	52.4	73.4	40.6	65.0	34.5	60.1	57.5	51.7	47.4	47.8	52.7	42.9	77.1	63.8	62.7	52.2	50.3
JUN	112.0	98.6	94.1	116.9	72.1	96.4	102.2	107.8	76.7	100.8	114.6	92.1	104.3	75.5	86.8	116.1	109.6
JUL	44.9	39.3	22.4	40.7	21.5	28.3	90.5	31.8	20.1	26.4	31.7	21.2	34.1	25.9	28.6	28.5	33.7
AUG	39.5	37.2	41.1	43.8	37.7	42.8	40.9	38.0	62.1	37.3	65.1	52.2	32.4	53.0	42.2	27.0	34.4
SEP	120.5	131.8	83.9	98.2	160.9	108.3	81.1	109.5	147.8	101.4	104.0	108.3	129.9	107.9	103.9	97.8	89.9
OKT	62.3	48.7	64.6	53.6	49.3	43.7	63.9	43.3	48.3	45.6	43.8	44.5	52.2	58.0	57.5	51.4	61.5
NOV	121.0	139.8	95.9	145.8	170.1	168.0	104.6	157.2	182.8	161.7	143.0	178.9	137.5	96.9	122.8	106.8	118.9
DEC	79.6	85.5	67.4	80.6	53.7	67.4	78.8	64.6	66.6	65.2	83.7	65.7	95.9	56.6	68.4	51.4	61.5
JAAR	876.7	896.8	729.6	909.8	788.4	860.0	872.7	838.7	881.5	825.0	882.5	844.9	922.2	771.6	857.6	741.6	825.4
NORM	884.0	845.2	811.7	861.2	819.5	839.9	896.1	859.0	848.0	830.9	802.9	836.4	853.9	833.9	857.9	787.7	820.4

## DISTRICT 2

NR	67	68	69	70	73	75	76	77	78	79	80	81	82	84	85	86	87	89
MND	DOK KUM	ST ANNA PAR.	APPEL SCHA	OUDE MIRDUM	DRACH TEN	OLDE HOLT FADE	KORN WERDER ZAND	KOLLUM	HER BAYUM	HEEG	STA VOREN	JOURE	GORRE DIJK	EZUMA ZIJL	LEEU WARDEN	NIJ BEETS	BER GUMER DAM	AK KRUM
JAN	85.1	95.9	66.7	55.8	78.5	69.5	91.3	65.5	88.7	94.9	66.9	79.2	71.5	82.6	83.1	71.0	77.3	
FEB	127.7	137.5	170.6	113.0	143.6	138.5	117.2	110.6	114.3	131.8	96.7	131.9	150.4	141.2	109.0	134.0	129.8	109.4
MRT	6.3	7.7	5.8	6.7	6.1	8.9	7.9	5.0	9.5	12.0	7.2	8.0	6.8	6.4	7.8	7.2	6.5	7.7
APR	44.9	51.0	70.6	61.3	48.2	67.3	37.9	41.7	35.2	58.6	52.9	60.4	49.7	56.4	33.3	51.6	52.1	42.9
MEI	65.2	57.9	48.3	74.2	52.9	52.6	49.3	59.4	59.6	67.4	72.7	58.6	51.1	58.3	57.3	55.9	79.4	53.2
JUN	84.0	116.8	65.1	111.7	81.4	83.7	120.9	96.8	101.7	97.8	98.1	102.8	89.9	94.9	108.2	83.8	91.5	93.1
JUL	39.5	43.6	40.1	26.4	39.4	42.0	30.0	28.0	31.3	34.1	30.2	41.8	44.8	29.0	30.9	63.1	37.6	29.2
AUG	44.1	43.0	31.8	27.5	24.6	25.2	29.5	30.8	31.3	43.9	18.4	45.0	23.3	42.6	46.1	27.8	33.4	36.1
SEP	102.7	137.7	114.6	107.4	120.4	82.8	100.8	113.3	87.6	132.8	87.3	98.8	93.6	131.4	125.9	103.8	124.8	100.6
OKT	61.4	58.7	55.9	52.2	59.0	57.3	46.9	58.4	51.3	55.4	38.3	61.3	60.4	60.7	60.9	63.3	59.7	50.9
NOV	100.6	134.0	88.9	102.7	85.5	87.8	117.5	89.5	116.8	107.8	99.9	97.6	96.1	112.5	94.3	89.8	78.8	94.6
DEC	63.6	66.2	66.1	55.9	58.6	58.2	58.4	64.7	61.5	56.5	54.0	57.7	62.0	53.8	57.0	51.0	62.5	46.9
JAAR	825.1	950.0	824.5	794.8	798.2	773.8	807.6	763.7	788.8	893.0	722.6	839.6	807.3	858.7	813.3	814.4	827.1	741.9
NORM	891.3	903.7	910.2	861.1	918.4	879.4	797.0	912.7	851.0	874.3	781.1	872.5	884.8	886.0	866.3	877.0	869.8	839.7

## DISTRICT 2

## DISTRICT 3

NR	90	91	166	171	326	338	353	134	136	139	140	141	142	143	144	145	147
MND	EERNE WOUDE	TER NAARD	MARUM	AN JUM	FREDE RIKS OORD	GIET HOORN	BLOK ZIJL	MIDDEL STUM	EZIN GE	GRO NINGEN	ASSEN	DELFT ZIJL	WARF FUM	FINS TER WOLDE	TER APEL	ZOUT KAMP	VEEN DAM
JAN	77.2	68.5	79.6	78.9	66.7	63.6	64.0	71.8	73.7	70.4	67.7	77.6	73.2	56.3	71.9	72.4	61.0
FEB	130.7	111.1	156.3	135.0	166.1	136.2	142.5	119.0	127.7	136.7	185.1	144.2	144.3	144.4	170.5	132.6	137.8
MRT	8.5	7.4	7.9	6.9	9.3	11.1	10.6	5.6	5.1	6.7	7.6	11.6	5.6	16.7	14.6	4.1	8.4
APR	45.7	31.1	64.0	57.0	70.4	65.3	71.6	44.7	52.3	60.0	70.4	59.5	65.8	55.8	57.4	49.1	57.7
MEI	69.2	68.8	49.6	53.1	67.1	63.6	71.2	47.9	48.9	38.4	63.6	49.2	49.0	55.3	64.3	59.7	56.2
JUN	102.5	82.4	75.2	88.1	69.6	80.4	87.9	99.7	81.2	63.7	67.3	63.2	105.6	55.9	75.3	86.6	65.2
JUL	48.8	61.5	38.6	31.7	51.4	35.6	53.5	54.1	31.8	42.9	46.1	56.3	64.8	47.3	37.1	33.6	31.5
AUG	41.3	35.7	31.0	47.8	26.6	17.6	19.9	30.6	28.4	36.0	22.5	58.8	45.7	40.9	37.4	40.4	25.7
SEP	115.5	94.3	148.3	134.2	77.1	113.0	79.6	102.0	123.7	141.2	130.4	120.5	109.3	118.7	76.2	121.7	93.4
OKT	54.5	57.4	51.1	75.6	55.1	58.2	52.5	47.4	60.5	47.6	46.3	47.6	74.9	44.5	48.3	71.5	43.1
NOV	96.7	89.1	94.3	94.7	99.4	88.2	83.0	72.9	76.6	80.7	72.2	66.2	85.0	69.5	72.0	80.8	59.6
DEC	69.7	64.9	64.9	61.4	59.8	51.6	59.0	52.6	56.2	62.3	65.3	51.1	66.3	50.8	69.7	70.2	49.6
JAAR	860.3	772.2	860.8	864.4	818.6	784.4	795.3	748.3	766.1	786.6	844.5	805.8	889.5	756.1	794.7	822.7	689.2
NORM	852.2	841.3	860.1	860.1	848.6	864.3	812.6	808.0	870.4	898.7	814.4	890.3	830.4	842.2	855.9	825.4	

## DISTRICT 3

NR	148	150	151	152	154	155	156	158	159	160	161	162	163	164	172	173	323	337
MND	SAPPE MEER	UIT HUI ZEN	ROODE SCHOOL	GIETER VEEN	EENRUM	EEXT	VLAGT WEDDE	ONNEN	NIEUW BUINEN	VEEN HUI ZEN	EELDE	NIE KERK	RODEN	ZEE RIJP	NIEUW OLDA	BLIJ HAM	LAAG HA LEN	SCHOON LOO
JAN	63.8	71.7	69.8	62.3	69.3	67.7	58.3	72.7	62.7	68.1	71.3		80.5	67.7	68.5	62.0	69.8	76.5
FEB	154.4	143.5	139.8	166.9	149.5	176.9	157.2	149.9	179.1	163.0	156.8		164.7	133.1	149.1	145.6	187.1	193.2
MRT	9.6	5.3	8.4	8.0	5.3	8.2	13.0	6.6	14.9	5.6	5.8		6.2	7.0	13.3	16.6	5.7	7.8
APR	60.7	58.7	52.5	69.6	59.5	67.1	50.0	59.9	59.2	69.4	61.5		61.9	52.4	62.8	58.8	62.3	66.2
MEI	50.0	41.8	46.4	61.4	53.7	64.2	63.7	49.0	79.4	48.3	51.0		43.9	49.9	55.0	60.3	55.4	64.2
JUN	97.0	111.1	63.0	62.4	81.6	81.2	64.1	54.4	65.1	71.0	75.2		69.6	84.2	62.3	72.9	57.1	72.7
JUL	49.2	49.4	50.1	28.4	38.3	39.9	40.3	41.1	34.8	35.1	28.6		26.2	43.8	125.4	57.0	38.5	44.6
AUG	29.6	37.1	66.4	18.0	40.5	25.1	44.5	30.4	26.7	31.1	39.9		24.7	51.5	53.8	40.5	26.4	27.0
SEP	118.9	119.4	94.2	88.0	147.6	117.9	67.5	139.4	73.5	146.9	126.3		137.9	91.6	127.3	89.0	90.7	121.3
OKT	47.4	61.8	53.6	58.6	63.5	54.6	44.8	56.1	52.6	54.3	52.8		54.7	56.7	43.4	51.8	46.6	65.6
NOV	67.1	73.5	77.6	65.5	88.0	73.3	62.4	84.9	63.3	86.8	77.4		82.0	72.4	68.9	56.9	92.7	85.8
DEC	54.6	58.6	58.0	54.8	63.9	59.7	50.8	61.5	60.5	64.1	58.9		61.7	51.7	50.1	48.2	59.5	68.5
JAAR	802.3	831.9	779.8	743.9	860.7	835.8	716.6	805.9	771.8	843.7	805.5		814.0	762.0	879.9	759.6	791.8	893.4
NORM	877.0	880.2	881.1	839.6	880.9	906.7	784.8	847.4	831.8	875.2	852.0	858.5	908.7	822.0	845.9	835.5	835.5	920.6

## DISTRICT 4

NR	217	221	222	223	224	226	227	228	233	234	235	236	238	239	240	242	249	251
MND	HEILOO	ENK HUI ZEN	HOORN	SCHEL LING WOUDE	EDAM	WIJK A/ZEE	ANNA PAU LOWNA	SCHA GEN	ZAAN DAM H' BRG	BER GEN	CAS TRICUM	MEDEM BLIK	DE HAUKES	DEN OEVER	KREI LER OORD	PURMER END	HOOG KARS FEL	WEST BEEM STER
JAN	60.0	65.2	60.9	56.5	55.3	49.6	73.8	63.3	53.3	64.8	51.6	62.8	76.9	69.4	73.9	64.8	52.6	52.8
FEB	105.8	112.8	101.4	135.9	118.9	89.7	88.4	92.6	116.6	101.7	99.3	107.6	95.7	100.2	111.8	114.2	101.7	101.4
MRT	12.4	11.3	11.4	10.1	9.1	12.7	13.9	10.9	10.9	11.9	13.1	9.3	14.7	11.3	9.1	11.0	11.3	11.6
APR	51.6	49.9	56.6	54.8	62.0	48.3	42.9	38.7	68.7	53.4	48.8	46.2	32.4	45.3	44.7	63.3	49.5	62.8
MEI	42.4	54.0	36.8	44.8	47.7	44.2	49.0	46.8	39.3	44.4	41.1	41.6	48.3	50.5	57.2	43.0	46.8	39.0
JUN	95.9	78.7	94.4	92.4	81.0	65.2	111.7	79.4	91.9	84.5	94.6	85.7	107.1	121.5	113.6	118.3	70.8	98.7
JUL	27.2	30.8	19.5	22.9	17.9	23.7	22.0	24.5	24.2	29.8	24.9	29.4	27.3	34.7	30.6	22.2	25.7	21.1
AUG	58.2	21.8	23.0	21.3	42.3	33.3	32.2	38.7	41.6	51.3	45.1	27.7	22.2	19.2	21.5	24.0	25.8	23.5
SEP	154.6	76.6	117.0	101.1	130.5	177.9	116.9	118.0	145.8	148.5	154.7	93.8	101.5	117.9	127.5	129.7	74.3	121.2
OKT	60.8	53.3	61.9	61.1	49.6	52.5	57.6	45.9	58.2	65.6	55.7	51.3	61.0	54.1	48.1	50.7	57.7	59.9
NOV	156.8	115.2	129.0	115.8	122.1	166.3	189.5	168.7	162.3	204.8	177.0	123.3	180.3	148.2	136.7	139.3	113.5	130.4
DEC	74.3	56.3	58.2	59.4	55.7	68.9	60.3	57.9	63.5	71.0	64.8	61.0	53.9	49.1	53.0	67.0	51.8	51.8
JAAR	900.0	725.9	770.1	776.1	792.1	832.3	858.2	785.4	876.3	931.7	870.7	739.7	821.3	821.4	827.7	847.5	681.5	774.2
NORM	922.2	865.2	864.0		912.1	874.7	879.8	846.8	959.7	914.1	939.3	875.9	836.1	803.3	834.9	961.6	872.5	910.9

## DISTRICT 4

NR	252	255	257	263	264	256	317	344	348	352	356	359	364	366	369	371	372
MND	KOL HORN	OB DAM	HOOG WOUD	ASSEN DELFT	KROM MENIE	MARK EN	MARK NESSE	TOLLE BEEK	EMMEL OORD	NA GELE	KUINRE	LEMMER BUMA	DRON TEN	BID DING HUIZEN	LELY STAD	ZEE WOLDE	ZEE WOLDE SW
JAN	73.7	70.8	74.3	45.2	51.0	54.4	61.8	54.1	63.3	60.0	70.2	66.2		54.9	62.2	54.6	53.7
FEB	118.9	107.2	121.0	89.7	96.2	126.1	106.7	97.8	116.9	131.0	143.4	117.3		150.2	142.3	142.2	161.9
MRT	13.2	11.2	11.1	9.9	9.8	9.5	10.1	7.7	10.3	10.5	11.0	9.8		7.6	8.5	7.7	7.3
APR	41.3	51.7	59.5	51.6	61.1	67.6	67.5	54.8	63.2	65.1	73.8	70.1		64.6	64.8	54.2	67.3
MEI	42.1	37.7	50.7	40.8	42.2	47.0	61.1	56.3	58.7	57.5	61.7	52.6		70.3	84.1	61.5	72.5
JUN	92.8	105.9	107.3	87.4	96.4	101.9	83.0	94.5	91.6	98.0	89.7	81.4		83.7	108.7	78.2	79.1
JUL	21.0	22.9	19.7	23.8	21.6	21.8	34.2	49.4	31.8	38.6	44.7	63.7		41.2	35.9	21.5	37.8
AUG	23.0	36.3	16.6	50.8	52.8	37.1	22.7	39.7	33.3	32.9	33.0	45.7		26.8	15.8	24.4	17.9
SEP	126.1	132.8	123.7	139.1	152.6	112.9	89.5	81.0	102.6	101.3	85.8	84.8		108.3	98.8	105.6	97.4
OKT	53.7	71.7	59.9	56.8	67.8	46.2	51.3	56.2	50.5	61.5	52.1	67.9		49.3	51.5	49.3	45.3
NOV	170.1	147.9	157.1	174.5	155.1	134.7	85.8	71.7	86.2	108.0	99.8	96.8		91.2	99.7	101.3	78.5
DEC	67.1	61.9	69.9	58.1	62.2	59.6	52.7	50.4	54.6	54.3	61.0	55.3		73.7	79.0	81.6	77.6
JAAR	843.0	858.0	870.8	827.7	868.8	818.8	726.4	713.6	763.0	818.7	826.2	811.6		821.8	851.3	782.1	796.3
NORM	870.5	933.0	903.6	936.2		876.0	847.6	794.1	852.9	863.6	907.1	827.9	884.9	882.2	856.5	896.7	851.5

## DISTRICT 5

2022  
NEERSLAG 8-8 UUR (MM)

NR	DISTRICT 5				DISTRICT 6												
	HARDER WIJK	STEEN WIJKS MOER	DWIN GE LOO	ZWOLLE	DENE KAMP	HOOG VEEN	EMMEN	IJSSEL MUIDEN	RHEE ZER VEEN	HEINO	ZWEE LOO	VILS TEREN	SCHOO NEBEEK	VROOMS HOOP	KLA ZIENA VEEN	DE DEMS VAART	ROU VEEN
JAN	61.6	62.1	63.3	59.2	53.9	62.5	68.2	57.3	61.8	44.4	69.8	56.7	59.7	52.4	59.5	64.1	56.6
FEB	145.3	150.0	161.0	144.1	148.0	153.9	182.3	155.0	158.1	138.1	190.4	153.5	141.4	137.6	170.8	148.5	131.7
MRT	6.0	9.9	7.0	14.4	8.5	8.1	15.0	10.7	10.3	10.6	10.1	12.8	14.8	9.4	16.5	10.2	14.1
APR	71.9	58.2	62.1	63.8	49.1	65.1	57.9	68.0	57.1	59.7	64.7	63.9	59.4	42.3	58.8	58.3	62.5
MEI	72.6	58.6	60.8	45.1	44.8	56.8	64.6	52.5	56.2	57.2	67.4	73.6	52.4	36.6	43.1	59.3	51.8
JUN	99.0	67.2	41.8	58.6	68.5	78.5	58.0	71.6	52.2	65.0	58.1	67.7	74.2	64.8	91.8	63.0	61.8
JUL	35.7	46.5	51.5	41.4	70.8	59.3	64.7	35.0	63.7	32.1	60.1	34.9	53.2	37.1	38.9	42.9	36.1
AUG	14.4	30.7	48.2	39.0	19.7	45.6	25.0	24.0	29.0	21.9	29.6	24.0	21.8	57.7	35.5	25.1	20.8
SEP	90.2	64.0	91.6	92.1	49.3	73.5	84.2	90.2	52.3	75.0	95.4	62.4	66.5	60.0	74.9	50.0	82.7
OKT	51.8	37.3	52.9	43.5	42.7	44.8	44.6	57.0	41.1	50.4	46.2	45.2	39.5	35.8	45.5	49.5	53.6
NOV	78.8	75.5	89.5	78.3	60.1	82.1	79.9	85.3	72.4	74.8	87.2	66.9	73.9	57.0	67.2	67.7	77.8
DEC	79.3	68.8	60.1	72.7	79.5	66.3	74.1	71.4	75.2	77.0	64.3	74.8	78.0	57.9	74.7	64.9	70.4
JAAR	806.6	728.8	789.8	752.2	694.9	796.5	818.5	778.0	729.4	706.2	843.3	736.4	734.8	648.6	777.2	703.5	719.9
NORM	849.7	793.9	922.8	842.6	788.0	874.5	888.5	855.4	845.1	822.8	874.4	865.9	789.7	818.0	823.6	875.6	867.9

NR	DISTRICT 6										DISTRICT 7						
	TUB BERGEN	RUINER WOLD	AL MELO	EN SCHEDE	HENGE LO (OV)	TWEN THE	HELLEN DOORN	WEER SELO	LET TELE	HOL TEN	OVER VEEN	ZAND VOORT	ZOE TER MEER	HEEM STEDE	LIJN DEN	HOOFD DORP	ROELOF ARENDS VEEN
JAN	55.1	61.6	51.5	57.1	38.6	43.7	46.2	50.2	47.5	48.8	55.7	49.1	56.0	58.9	55.4	57.1	57.2
FEB	142.0	128.1	157.8	153.0	147.9	128.5	140.2	146.7	164.7	144.9	100.4	80.8	118.0	104.2	109.3	116.6	105.0
MRT	5.5	12.1	6.2	8.3	7.3	10.1	8.5	10.1	9.8	7.2	11.8	12.1	8.1	14.4	11.6	13.6	11.5
APR	34.9	64.8	63.0	65.4	63.4	61.7	61.1	58.9	63.8	59.5	43.6	43.5	59.3	44.2	50.7	55.4	56.1
MEI	59.8	54.5	39.3	60.1	48.0	42.0	50.8	38.1	55.9	46.8	40.9	45.1	63.6	46.7	43.0	44.4	42.8
JUN	70.0	67.8	87.0	36.1	44.9	37.9	59.8	54.2	48.1	51.8	83.1	80.7	75.6	58.0	90.0	66.6	71.3
JUL	52.3	28.4	42.7	33.4	36.3	31.2	29.4	57.0	25.0	33.1	25.5	37.6	32.0	28.0	24.2	29.0	34.2
AUG	25.4	21.0	14.3	20.3	15.1	16.3	23.5	20.5	13.5	28.2	30.8	50.5	14.3	24.4	44.3	22.1	48.3
SEP	62.8	83.3	58.1	69.0	56.6	66.5	62.9	60.1	90.7	77.9	160.3	200.4	168.4	154.6	148.8	148.2	142.6
OKT	49.6	51.9	57.7	45.0	40.5	44.5	46.8	37.2	50.5	46.9	60.6	63.1	60.1	67.5	63.6	72.3	62.5
NOV	60.9	76.6	72.0	64.3	61.9	59.6	71.5	63.2	73.4	66.4	167.0	160.4	116.2	140.6	134.3	136.7	116.8
DEC	90.9	53.9	91.7	89.7	78.2	89.8	79.9	82.2	86.3	88.4	60.5	67.3	93.3	77.5	75.2	78.2	76.4
JAAR	709.2	704.0	741.3	701.7	638.7	631.8	680.6	678.4	729.2	699.9	840.2	890.6	864.9	819.0	850.4	840.2	824.7
NORM	812.9	849.7	836.9	852.3	831.8	849.8	862.0	821.6	829.0	847.0	940.5	853.6	971.9	929.4	942.8	951.5	905.8

NR	DISTRICT 7																	
	BOS KOOP	GOUDA	KAT WIJK	DELFT	NU MANS DORP	BERG SCHEN HOEK	LISSE	STRIJ EN	OOST VOORNE	AALS MEER	BAREN DRECHT	N.HEL VOET	BRIEL LE	POORTU GAAL	ZEG VELD	VALKEN BURG VK	H.VAN H'LAND M'PAD	MAAS LAND
JAN	52.5	50.6	50.3	54.0	51.0	52.8	63.8	51.0	43.0	58.5	55.1	43.7	41.6	51.5	46.9	51.4	43.9	49.5
FEB	115.8	113.4	81.9	112.0	118.7	119.5	136.2	141.4	76.6	120.1	140.9	79.4	80.5	102.6	116.1	86.3	91.0	108.9
MRT	9.3	7.2	12.6	9.0	5.2	8.6	5.8	4.3	12.3	11.5	6.3	8.4	11.2	6.9	6.6	14.2	12.4	10.0
APR	58.1	46.4	47.7	48.0	35.4	46.5	67.8	40.3	40.5	66.0	51.6	29.7	37.1	41.4	57.9	53.4	32.9	46.2
MEI	58.2	49.7	45.1	56.4	55.3	56.8	44.2	75.0	35.0	50.3	74.1	32.1	36.9	57.3	53.1	43.6	37.7	48.8
JUN	71.6	78.9	88.0	95.2	87.5	78.7	103.8	95.1	80.9	60.8	107.8	78.0	75.2	71.9	104.0	94.1	62.1	76.2
JUL	29.1	26.3	24.1	26.6	21.5	23.9	32.2	17.4	18.5	22.7	26.5	13.7	22.3	21.6	22.3	27.0	20.0	27.2
AUG	32.8	29.1	51.7	68.0	16.8	32.4	49.4	32.1	38.9	42.9	23.3	36.1	50.0	12.3	46.9	50.4	44.9	31.9
SEP	149.0	168.4	175.1	185.7	192.7	163.9	205.0	193.9	221.5	158.6	183.0	201.6	206.2	218.7	128.6	187.0	193.2	169.5
OKT	51.0	43.8	61.7	56.7	37.2	55.0	69.9	30.5	67.7	74.6	54.6	52.0	66.5	44.4	47.3	67.1	61.8	61.3
NOV	110.3	101.5	144.9	121.7	114.7	135.3	118.2	109.8	148.6	123.3	114.1	135.7	136.3	128.9	100.0	144.9	151.8	132.0
DEC	82.0	83.7	71.8	90.1	102.7	99.6	69.6	105.7	84.7	85.9	119.9	92.6	90.4	103.5	83.6	80.2	90.0	91.8
JAAR	819.7	799.0	854.9	923.4	838.7	873.0	965.9	896.5	868.2	875.2	957.2	803.0	854.2	861.0	813.3	899.6	841.7	853.3
NORM	950.0	891.3	919.2	960.9	878.4	957.4	923.8	834.1	899.4	913.1	922.4	841.0	926.7	914.5	863.0	942.5	904.7	

DISTRICT 7											DISTRICT 8						
NR	480	481	482	483	484	548	559	561	563	572	328	329	336	350	509	510	514
MND	HON SELSERS DIJK	VOOR SCHO TEN	HENDRIK IDO AM BACHT	KRIM- PEN AD LEK	HOOG MADE	LOENEN A/D VECHT	VLEU TEN	BEN SCHOP	WEESP	AB COUDE	HEERDE	WAPEN VELD	OLDE BROEK	ELBURG	DOORN	VAAS SEN	EPE
JAN	45.8	52.8	55.6	54.9	49.0	51.6	50.8	55.0	46.4	56.3	51.1	47.7	58.3	57.5	50.7	74.5	64.3
FEB	94.2	100.4	133.0	128.9	88.3	120.1	123.3	141.1	118.9	130.5	165.7	140.0	153.7	147.3	142.8	176.7	187.5
MRT	12.3	9.9	6.6	5.9	9.3	7.1	7.3	7.7	9.3	10.7	10.1	10.1	11.6	9.1	4.5	11.5	10.0
APR	41.6	52.3	44.2	39.1	41.6	58.0	63.0	46.8	47.0	60.0	76.7	72.8	74.8	62.8	62.5	80.6	64.8
MEI	31.1	49.6	56.0	55.9	49.7	51.6	64.0	77.2	53.5	50.3	36.6	37.1	54.2	52.2	43.2	30.6	31.7
JUN	84.2	102.3	101.2	86.5	71.9	69.0	78.0	112.4	84.7	73.1	70.5	66.4	72.7	71.7	122.6	75.5	73.3
JUL	25.4	35.0	21.5	21.6	26.0	27.6	23.2	23.1	22.5	27.7	29.4	34.3	50.4	43.1	33.6	37.3	51.9
AUG	48.5	60.1	23.4	20.6	18.3	77.2	11.9	16.8	28.2	64.2	20.4	24.4	46.4	86.2	54.4	12.3	26.2
SEP	169.6	198.8	159.5	132.9	183.3	137.4	133.9	133.6	135.7	146.6	105.9	95.6	126.5	126.7	86.9	108.5	109.3
OKT	57.2	56.1	49.2	45.3	57.8	52.4	37.4	42.2	66.0	69.8	50.3	41.7	46.2	50.3	40.1	39.7	41.8
NOV	143.1	129.9	115.5	105.0	119.2	115.6	104.3	101.5	113.2	110.9	71.0	70.5	75.4	85.4	75.3	74.9	76.9
DEC	89.9	92.4	107.9	106.8	80.7	78.4	80.9	100.0	77.9	87.5	80.7	72.3	70.5	73.0	85.5	83.8	101.0
JAAR	842.9	939.6	873.6	803.4	795.1	846.0	778.0	857.4	803.3	887.6	768.4	712.9	840.7	865.3	802.1	805.9	838.7
NORM	969.8	899.5	962.3		895.9	859.9	851.3	917.7	922.3		854.4	890.0	896.8	866.7	914.2	917.3	909.7

## DISTRICT 8

NR	523	541	542	543	546	547	550	557	558	560	564	565	567	570	573	576	578	579
MND	WIJK B/DUUR STEDE	ARNHEM	PUT TEN	APEL DOORN	WOUDEN BERG	NIJ KERK	DE BILT	EER BEEK	LUN TEREN	AME RONGEN	HULS HORST	VOORT HUI ZEN	KOOT WIJK	ELS PEET	BEEK BERGEN	SPA KEN BURG	OOSTER BEEK	VEE NEN DAAL
JAN	49.1	59.1	55.7	72.2	57.8	66.6	66.5	59.4	48.5	54.9	69.8	61.9	73.2	71.6	71.4	48.3	55.3	54.0
FEB	150.4	186.9	149.5	200.5	175.9	151.8	149.4	183.6	173.8	149.5	200.3	159.2	178.9	163.7	195.8	152.8	167.2	161.2
MRT	4.8	5.8	7.7	8.5	8.4	8.5	6.7	6.3	6.2	4.6	8.4	10.0	7.7	9.5	7.6	8.0	4.4	5.5
APR	55.1	96.1	63.3	86.3	77.5	57.8	73.3	86.3	62.0	59.5	69.7	62.8	86.8	76.9	90.6	55.9	84.7	66.0
MEI	56.9	32.4	57.2	33.5	65.7	54.8	71.6	64.9	58.9	53.1	65.7	56.0	41.3	46.5	44.6	67.6	43.9	46.4
JUN	117.4	88.4	93.2	68.7	119.6	92.9	86.9	59.3	96.0	127.3	96.8	95.8	89.1	89.8	72.2	98.3	87.3	95.7
JUL	23.3	37.1	40.6	35.3	30.4	37.8	24.5	34.4	34.0	46.9	41.3	38.6	43.9	29.9	48.2	29.7	37.0	35.4
AUG	38.9	19.7	16.1	13.1	32.5	31.3	47.1	26.3	18.8	42.2	13.2	15.0	16.2	16.4	21.5	22.7	9.3	16.8
SEP	99.3	99.8	89.4	115.4	81.6	92.1	108.2	113.3	89.4	84.0	128.1	89.5	109.0	111.0	106.0	90.1	114.9	82.4
OKT	45.6	66.8	48.7	39.6	47.6	51.6	48.2	56.9	44.4	55.0	63.9	48.5	49.2	65.8	40.8	42.5	62.9	56.4
NOV	90.1	86.4	80.5	82.1	91.8	86.7	108.9	84.0	84.6	78.6	94.5	80.7	80.7	80.0	86.7	83.9	82.1	72.5
DEC	90.1	99.2	89.8	98.2	96.0	81.4	89.9	97.1	92.9	87.8	83.2	86.9	103.8	92.1	96.3	76.4	98.9	88.5
JAAR	821.0	877.7	791.7	853.4	884.8	813.3	881.2	871.8	809.5	843.4	934.9	804.9	879.8	853.2	881.7	776.2	847.9	780.8
NORM	849.5	934.2	909.2	962.9	895.7	855.9	911.6	899.6	890.4	853.0	896.3	875.1	928.1	938.0	964.3	871.4	918.0	869.4

## DISTRICT 8

## DISTRICT 9

NR	580	582	583	591	593	595	596	588	645	663	666	667	669	673	674	678	679
MND	BARNE VELD	HA MERS VELD	WAGE NINGEN PD	DEE LEN	LAREN	SOEST	EEMNES	DUI VEN	HENGE LO (GLD)	LOCHEM	WIN TERS WIJK	DOETIN CHEM	BOR CULO	GEN DRIN GEN	REKKEN	ALMEN	HERWEN
JAN	58.3	64.1	51.5	64.2	52.3	66.9	52.2	54.3	57.8	63.7	66.0	52.1	49.1	52.3	53.6	60.4	47.4
FEB	154.6	172.8	148.4	199.0	146.4	176.4	157.3	148.4	149.6	157.3	126.5	144.1	135.4	123.1	128.4	149.8	116.2
MRT	11.4	8.4	4.0	6.4	8.2	6.7	7.8	3.1	4.5	4.5	7.4	3.0	2.2	3.1	7.7	4.7	0.3
APR	64.3	70.0	66.5	84.3	69.2	77.3	58.7	84.5	68.2	65.6	61.7	72.2	54.2	47.6	58.5	66.1	52.4
MEI	60.2	72.3	59.9	43.9	68.3	57.3	65.3	34.1	34.0	50.6	36.0	45.9	30.6	19.1	30.9	42.2	36.1
JUN	108.4	120.7	102.9	89.0	84.5	109.9	89.7	66.2	55.9	59.0	61.8	63.4	53.1	58.6	64.0	46.1	57.0
JUL	26.4	30.9	40.4	36.0	29.5	23.3	30.7	34.6	38.4	27.5	22.6	31.0	40.5	40.3	19.9	42.4	27.8
AUG	32.3	29.6	18.7	14.7	26.5	33.5	31.8	10.0	13.7	21.0	19.3	11.2	14.8	17.0	22.6	16.0	9.7
SEP	96.5	92.9	107.4	86.5	131.1	104.6	108.0	82.3	86.8	80.9	92.5	87.8	78.2	91.8	82.9	74.3	93.5
OKT	59.0	46.3	77.4	57.3	55.3	47.4	50.8	57.8	44.8	51.5	40.5	57.3	41.6	29.4	38.5	57.3	33.3
NOV	86.3	79.9	76.6	99.4	110.6	106.3	92.9	81.1	82.1	79.1	67.0	74.6	64.5	57.4	62.8	79.8	69.4
DEC	95.3	82.7	92.8	111.6	81.0	100.8	85.6	97.3	89.7	89.2	98.0	94.1	89.0	97.3	86.6	89.9	89.5
JAAR	853.0	870.6	846.5	892.3	862.9	910.4	830.8	753.7	725.5	749.9	699.3	736.7	653.2	637.0	656.4	729.0	632.6
NORM	901.3	912.7	866.7	960.0	944.5		928.6	825.1	826.4	834.6	823.3	863.5	818.9	777.3	807.7	804.2	820.8

2022  
NEERSLAG 8-8 UUR (MM)

NR	DISTRICT 9							DISTRICT 10									
	680	682	683	684	686	688	689	434	465	539	549	562	569	584	589	830	835
MND	AAL TEN	MAR KELO	LICH TEN VOORDE	LIE VELDE	WOOLD	HUP SEL	DEVEN TER	GROOT AMMERS	OD AL BLAS	NIJ MEGEN	CULEM BORG	TIEL	HEU MEN	GELDER MALSEN	ZET TEN	HER WIJNEN	ANDEL
JAN	56.0	48.0	62.9	54.2	71.0	49.3	47.8	48.6	55.5	51.7	55.2	44.2	68.3	52.8	43.8	52.8	43.6
FEB	131.2	142.6	126.9	114.6	125.9	135.6	153.9	128.1	138.2	137.0	137.9	127.2	127.3	156.7	151.5	142.1	141.6
MRT	7.0	3.6	3.7	6.3	8.3	6.1	5.6	6.6	6.2	1.7	4.7	4.0	0.6	4.8	4.0	4.5	4.1
APR	56.6	55.9	69.4	62.2	58.1	61.0	60.8	41.5	38.6	67.0	48.5	45.2	62.9	58.8	55.3	50.0	44.1
MEI	23.7	34.4	31.7	34.5	33.4	24.9	81.4	74.7	66.1	33.7	48.4	61.0	34.1	57.2	38.6	65.5	61.4
JUN	56.5	50.7	45.5	53.9	55.6	61.0	42.4	104.5	109.0	113.4	129.4	97.3	78.0	152.0	104.4	137.5	148.8
JUL	20.7	34.6	22.5	18.8	29.1	14.7	32.8	33.0	29.5	36.9	25.9	21.7	28.7	32.6	40.7	24.5	18.7
AUG	21.0	17.8	20.6	19.5	27.6	26.2	11.4	19.0	19.9	32.3	47.2	19.2	6.0	7.4	11.6	25.1	44.6
SEP	80.8	76.5	73.0	87.0	90.1	78.2	94.1	157.0	148.7	84.0	131.7	101.5	95.9	118.5	88.5	127.2	139.9
OKT	37.1	50.3	45.3	44.4	37.9	42.1	51.0	43.9	42.1	30.7	42.5	46.7	40.1	47.6	53.7	52.3	44.0
NOV	73.6	77.4	66.7	67.4	73.4	66.1	65.5	93.2	103.3	68.8	91.2	76.6	69.3	82.3	66.5	88.9	88.6
DEC	100.2	76.7	95.1	89.8	102.5	91.4	78.3	101.4	107.1	106.7	97.2	97.9	104.6	104.5	96.9	106.4	101.3
JAAR	664.4	668.5	663.3	652.6	712.9	656.6	725.0	851.5	864.2	763.9	859.8	742.5	715.8	875.2	755.5	876.8	880.7
NORM	852.1	826.8	815.8	840.2	903.2	829.7	814.0	855.4	903.4	806.7	818.2	814.1	811.5	834.2	827.1	827.0	836.9

NR	DISTRICT 10				DISTRICT 11												
	836	840	910	917	446	447	462	471	705	733	735	736	737	738	740	741	742
MND	GORIN CHEM	NIEU WEN DIJK	AMMER ZODEN	ZALT BOMMEL	GOEDE REEDE	DEN BOMMEL	DIRKS LAND	OD DORP FOLDER	BRES KENS	RIT THEM	KAPEL LE	BROU WERS HAVEN	KERK WERVE	BIER VLIET	ST KRUIS	STAVE NISSE	TER NEU ZEN
JAN	45.3	39.4	41.1	46.7	40.8	48.2	55.4	37.1	34.8	33.7	42.6	43.9	36.9	36.0	33.4	38.1	38.0
FEB	146.8	125.2	122.4	141.1	88.7	117.2	118.1	87.8	69.6	68.8	101.6	88.4	67.1	74.4	85.6	91.9	85.3
MRT	3.7	4.4	1.9	4.4	8.8	6.4	10.6	9.4	3.7	3.3	3.7	11.0	8.1	0.8	4.1	4.1	1.4
APR	49.6	38.5	47.0	50.7	33.1	33.8	34.6	26.9	37.4	37.6	30.8	33.9	38.9	27.4	33.7	34.5	24.4
MEI	70.4	60.6	53.9	64.0	32.1	49.0	31.4	28.9	38.7	39.0	36.7	33.6	29.0	36.0	42.9	51.6	32.3
JUN	151.4	107.7	144.1	141.3	95.1	90.3	74.7	62.4	58.9	70.3	69.5	57.5	54.0	56.8	40.4	78.7	57.0
JUL	20.8	21.5	16.6	23.0	25.2	25.6	40.6	36.5	39.4	27.9	37.5	40.7	46.6	29.5	23.1	33.8	27.7
AUG	16.1	14.9	10.0	12.2	54.8	10.2	42.6	26.5	36.4	23.5	28.7	15.9	22.2	32.3	10.3	19.2	16.3
SEP	141.6	157.4	114.0	129.3	211.2	232.3	278.9	237.6	157.9	246.4	201.6	242.1	257.6	199.5	172.3	235.6	227.3
OKT	35.5	30.6	39.3	48.7	49.4	42.3	35.0	39.4	39.1	56.1	44.9	41.7	46.3	32.1	38.4	35.3	29.3
NOV	81.4	89.2	75.3	76.4	149.7	122.7	137.0	149.9	133.8	127.7	124.9	149.6	140.6	110.2	121.5	117.1	105.5
DEC	99.3	99.6	95.6	116.6	100.5	114.2	111.0	95.0	104.8	98.5	125.0	104.2	88.1	124.7	108.4	101.8	119.3
JAAR	861.9	789.0	761.2	854.4	889.4	892.2	969.9	837.4	754.5	832.8	847.5	862.5	835.4	759.7	714.1	841.7	763.8
NORM	874.0	862.1	791.7	814.0	854.4	868.1	867.4	820.1	811.4	815.5	911.4	832.3	831.0	859.2	852.8	852.9	833.1

NR	DISTRICT 11																	
	743	744	746	747	749	750	751	752	754	755	756	757	758	760	761	762	763	764
MND	NOORD GOUWE	ANNA JACOBA FOLDER	WEST KAPEL LE	KRAB BEN DIJKE	WILHEL MINA DORP	RIL LAND	VROU WEN POLDER	HAAM STEDE	OVE ZANDE	KORT GENE	MIDDEL BURG	THOLEN	WOL PH'RTS DIJK	'S HEE REN HOEK	PHI LIP PINE	SCHOON DIJKE	CAD ZAND	KLOOS TER ZANDE
JAN	32.7	44.4	30.2	42.4	40.9	44.4	30.7	35.8	36.8	37.8	28.2	46.6	35.4	41.5	42.9	33.4	28.9	44.1
FEB	71.9	76.6	69.0	80.5	109.5	86.2	69.9	59.2	86.1	82.6	78.0	115.5	96.9	92.3	91.7	70.8	70.9	79.2
MRT	9.1	4.5	5.5	2.5	4.8	1.7	5.0	6.4	3.8	5.6	3.8	3.8	4.7	4.7	1.9	2.7	5.6	2.3
APR	34.7	31.1	38.4	22.7	35.0	28.2	41.2	36.8	35.8	34.0	40.5	37.9	37.7	36.6	29.2	33.1	38.9	26.8
MEI	27.3	39.4	27.8	37.3	38.5	55.2	34.6	33.5	40.2	35.4	35.4	51.5	34.3	38.1	35.7	34.9	36.6	49.6
JUN	75.4	81.3	32.9	69.3	70.7	88.2	30.1	43.0	76.9	69.2	56.0	70.3	65.7	73.3	63.3	60.5	66.8	61.4
JUL	39.1	26.7	25.8	27.6	51.0	28.9	35.3	37.9	27.6	43.4	27.3	28.4	31.8	28.5	39.7	28.8	19.2	26.1
AUG	45.7	18.3	45.6	37.7	16.8	65.3	14.0	19.3	15.3	27.7	23.8	18.6	13.1	11.6	15.9	26.2	22.3	16.0
SEP	198.1	228.6	196.0	210.4	221.5	183.4	213.3	165.3	218.8	198.9	248.7	221.6	203.6	254.8	177.1	183.9	161.6	239.7
OKT	54.3	32.4	61.0	30.8	38.6	35.3	61.1	40.3	33.2	49.5	53.2	27.6	55.2	36.3	30.3	35.5	35.7	38.1
NOV	99.5	118.1	154.5	93.4	128.3	92.1	139.5	142.2	113.8	136.7	138.6	104.6	129.8	135.8	123.4	130.3	145.3	102.8
DEC	88.9	104.1	99.1	107.0	108.0	112.8	92.6	99.2	120.8	109.3	102.4	114.1	118.6	125.3	112.2	117.7	111.7	113.8
JAAR	776.7	805.5	785.8	761.6	863.6	821.7	767.3	718.9	809.1	830.1	835.9	840.5	826.8	878.8	763.3	757.8	743.5	799.9
NORM	800.8	832.1	822.1	869.3	887.3	831.0	858.1	835.2	869.4	844.0	837.6	855.8	883.9	878.8	862.4	867.6	839.8	859.4

NR	DISTRICT 11		DISTRICT 12									DISTRICT 13				
	767	770	828	829	832	833	834	837	838	839	841	827	831	843	844	892
MND	KA PELLE BRUG	WEST DORPE	OUDEN BOSCH	ZUN DERT	BERGEN O/ZOOM	OOS TER HOUT	CHAAM	STEEN BERGEN	GINNE KEN	HOOGER HEIDE	KLUN DERT	TIL BURG	ES BEEK	GILZE RIJEN	CA PELLE	GIERS BER GEN
JAN	42.2	38.4	50.2	43.3	45.1	42.3	46.2	48.7	42.3	41.1	46.1	42.5	46.6	46.5	39.5	50.6
FEB	91.9	101.1	107.6	122.3	98.4	127.4	132.4	106.5	132.3	88.8	132.2	135.6	119.9	137.7	128.1	145.5
MRT	2.4	2.2	5.2	1.8	2.4	2.4	0.8	5.8	1.4	1.4	4.6	1.3	3.2	3.1	0.7	1.7
APR	25.5	26.2	29.7	37.2	29.2	46.6	43.1	31.7	32.5	23.7	37.0	44.1	35.2	42.7	43.3	46.8
MEI	46.5	38.2	56.6	60.8	47.2	70.8	52.1	54.2	75.9	60.9	75.7	37.7	45.9	44.4	71.4	36.0
JUN	109.9	60.7	91.6	76.7	64.5	100.4	106.9	91.7	78.6	83.9	95.9	107.7	95.8	104.0	115.0	118.5
JUL	26.4	43.6	39.3	28.6	28.5	15.2	22.7	33.5	23.9	28.5	21.4	15.8	28.0	18.1	18.6	18.2
AUG	20.8	9.7	27.5	23.9	13.5	30.7	22.5	26.4	12.5	53.2	41.8	13.3	15.5	20.0	22.8	14.7
SEP	244.5	200.4	194.9	157.6	214.8	152.3	204.5	228.2	175.6	196.8	201.6	132.5	153.9	174.3	179.0	138.5
OKT	28.5	34.1	28.9	38.5	33.0	29.8	40.8	28.2	26.9	36.2	34.9	34.9	40.9	46.6	34.3	40.5
NOV	101.2	115.9	91.0	83.6	97.6	83.5	90.8	109.4	82.1	88.1	105.8	82.1	69.7	84.9	82.6	80.0
DEC	103.1	108.5	118.2	114.5	115.5	109.0	116.7	113.7	124.6	103.8	112.2	101.7	100.1	107.3	112.2	123.4
JAAR	842.9	779.0	840.7	788.8	789.7	810.4	879.5	878.0	808.6	806.4	909.2	749.2	754.7	829.6	847.5	814.4
NORM	859.8	832.8	864.8	867.7	818.0	901.5	816.6	879.2	859.7	847.6	863.6	858.7	851.3	869.2	790.5	842.2

## DISTRICT 13

NR	896	899	901	903	904	905	906	907	908	909	911	912	914	915	918	919	920	926
	HEL MOND	GEMERT	NU LAND	MEGEN	SOME REN	ST ANTHO NIS	OIR SCHOT	BOX TEL	DEURNE	MILL	DIN THER	LEENDE	OSS	EERSEL	MAAR HEEZE	EIND HOVEN VB	VOLKEL	WAAALRE
JAN	40.9	40.6	53.0	41.8	35.2	52.6	43.4	44.5	40.5	49.3	52.9	38.4	49.3	41.1	39.9	35.6	48.1	36.9
FEB	133.2	123.6	123.0	138.4	103.8	131.3	132.9	132.5	98.6	134.5	142.0	102.7	117.0	111.7	112.6	105.9	132.3	107.1
MRT	1.6	2.3	0.5	0.5	1.0	1.8	1.1	2.5	1.1	3.3	2.2	0.3	0.5	1.3	0.6	1.3	3.6	0.6
APR	39.4	43.4	44.5	53.6	37.1	55.2	32.2	38.9	40.9	55.5	51.9	41.0	48.7	39.3	47.6	30.0	53.3	35.9
MEI	50.5	65.6	55.0	39.8	34.3	72.2	40.5	40.9	30.6	33.5	42.2	34.2	38.2	38.6	34.3	33.9	46.2	39.1
JUN	82.1	125.0	110.2	101.7	103.3	90.6	131.1	144.8	101.4	130.9	142.5	93.6	105.4	123.2	80.4	116.0	107.3	108.5
JUL	19.6	24.3	27.5	29.3	39.8	25.6	21.6	26.7	28.8	27.7	26.2	29.2	23.7	25.8	30.8	24.6	28.4	40.8
AUG	18.4	24.4	9.8	7.8	28.5	24.6	20.2	23.5	21.3	12.8	18.1	25.3	7.2	35.6	21.3	28.8	13.1	26.3
SEP	109.7	101.8	118.3	117.0	118.5	101.1	131.7	127.3	118.4	129.2	102.8	129.9	94.8	151.1	126.3	128.3	103.9	117.9
OKT	38.3	31.8	38.7	45.6	30.7	31.4	35.3	39.1	34.1	27.5	31.4	36.6	40.6	47.4	22.9	31.3	26.5	39.0
NOV	75.6	67.8	66.2	68.4	66.6	65.8	59.5	74.7	68.6	76.2	65.8	71.8	72.8	68.7	76.5	64.9	66.7	61.8
DEC	103.0	93.7	116.9	130.2	84.0	108.3	89.1	94.4	93.4	116.4	109.0	83.0	116.1	105.1	80.5	88.5	105.2	91.0
JAAR	712.3	744.3	763.6	774.1	682.8	760.5	738.6	789.8	677.7	796.8	787.0	686.0	714.3	788.9	673.7	689.1	734.6	704.9
NORM	796.0	788.0	840.1	808.4	772.0	794.4	794.4	797.5	770.0	824.9	809.2	794.3	756.3	808.6	745.6	785.2	833.7	

## DISTRICT 14

NR	883	897	913	921	922	923	961	964	967	970	983	962	963	965	966	968	969
	SEVE NUM	VENLO	IJSSEL STEYN	VENRAY	SIEBEN GE WALD	ARCEN	ROER MOND	WEERT	HEI BLOEM	STRAMP ROY	KESSEL EIK	UBACHS BERG	VAL KEN BURG	SCHAES BERG	SCHIN NEN	VAALS	STEIN
JAN	37.9	50.7	40.9	45.3	52.9	43.8	53.1	44.7	38.0	55.5	39.0	62.6	74.8	71.3	58.3	79.6	66.3
FEB	96.9	107.4	91.6	115.5	128.0	107.6	79.6	116.0	82.5	99.7	82.0	101.4	112.4	111.3	101.1	145.8	104.0
MRT	0.6	3.0	1.1	1.4	1.7	1.7	0.4	1.0	0.8	1.2	0.8	9.6	6.3	7.9	1.8	10.9	1.2
APR	47.4	68.6	43.7	52.6	64.4	57.4	46.2	45.8	55.2	39.8	61.0	33.6	30.1	37.5	37.5	47.1	37.2
MEI	57.9	22.3	38.1	28.1	47.3	31.0	24.3	35.6	26.8	35.8	26.8	23.8	23.0	21.8	39.0	24.4	53.5
JUN	63.0	65.6	80.4	85.3	107.3	84.5	90.8	86.7	90.5	76.5	101.6	80.3	83.5	103.7	71.6	86.9	69.5
JUL	43.3	32.6	30.6	31.4	34.1	29.7	20.6	23.1	26.1	13.9	25.4	18.8	16.1	29.5	17.1	42.7	15.8
AUG	20.0	9.7	20.7	24.3	21.8	36.1	20.4	20.4	19.6	33.8	16.5	30.6	37.1	17.4	56.7	24.8	56.2
SEP	119.7	130.7	106.4	112.3	103.8	94.2	128.5	118.1	120.3	158.6	136.2	125.4	131.3	136.0	125.0	105.4	101.4
OKT	27.4	43.2	33.8	30.0	29.0	34.3	31.1	21.9	23.1	30.4	34.4	31.5	40.3	31.5	36.3	42.8	40.3
NOV	66.1	64.4	70.7	70.1	72.4	61.0	53.6	68.5	67.0	55.1	62.3	50.7	53.2	54.9	56.8	60.1	53.8
DEC	90.9	93.4	91.2	91.0	104.8	94.3	82.5	94.3	81.3	90.9	83.0	75.3	86.8	77.0	75.8	81.9	80.2
JAAR	671.1	691.6	649.2	683.7	770.0	661.3	646.8	676.1	631.2	691.2	669.0	643.6	694.9	699.8	677.0	752.4	679.4
NORM	764.9	784.6	764.9	763.2	805.3	791.3	736.4	759.2	747.3	754.2	768.3	815.2	864.7	819.9	858.0	931.1	805.2

## DISTRICT 15



2022  
NEERSLAG 8-8 UUR (MM)

DISTRICT 15

NR	971	973	974	979	980	981	982
MND	NOOR BEEK	BEEK	BUCH TEN	ECHT	EPEN	OOST- MAAR LAND	SCHIN VELD
JAN	64.5	62.4	63.1	54.8	83.9	51.6	62.1
FEB	105.3	99.7	99.5	76.0	132.2	97.5	75.6
MRT	12.1	2.1	0.9	1.8	11.9	5.6	3.4
APR	38.0	39.1	34.2	27.7	44.7	33.0	28.5
MEI	24.8	34.0	35.7	32.3	29.6	23.2	30.4
JUN	101.5	78.5	67.7	88.6	81.3	84.3	71.5
JUL	17.2	19.3	16.6	19.6	31.3	14.1	27.8
AUG	15.8	38.5	44.6	24.2	15.2	30.2	44.4
SEP	125.1	132.7	108.8	95.4	124.1	123.1	118.0
OKT	39.4	29.6	37.2	37.8	39.1	42.5	35.6
NOV	53.2	53.7	59.8	46.0	55.0	53.7	56.0
DEC	82.6	77.5	85.0	73.7	86.4	76.5	67.9
JAAR	679.5	667.1	653.1	577.9	734.7	635.3	621.2
NORM	840.5	798.8	756.2	703.8	895.7	768.6	750.8

NR	270	277	286	249	269	279	215	240	275	290	344	356	283	323	319	350	370	375	377
MND	LEEU WARDEN	LAU WERS OOG	NIEUW BEERTA	BERK HOUT	LELY STAD	HOOG VEEN	VOOR SCHO TEN	SCHIP HOL	DEE LEN	TWEN THE	R'DAM	HER WIJNEN	HUP SEL	WILHELMINA DORP	WEST DORPE	GILZE RIJEN	EIND HOVEN	VOLKEL	ELL
JAN	8.9	8.5	7.8	9.0	7.9	7.3	9.1	8.9	7.3	7.6	8.0	8.4	7.0	10.8	10.4	8.5	8.3	8.3	9.0
FEB	18.0	17.3	16.4	19.5	19.2	17.3	20.0	19.9	18.4	17.7	19.6	19.4	17.9	21.2	21.1	19.5	20.0	19.4	20.7
MRT	49.6	50.1	48.8	54.0	54.0	50.6	56.3	56.5	54.3		53.9	53.9	52.9	55.6	53.3	54.6	54.6	53.7	52.8
APR	68.9	74.0	65.3	70.7	67.3	63.3	73.6	71.1	65.9	67.8	70.3	69.5	66.5		72.2	68.2	68.2	67.5	71.8
MEI	93.0	94.3	93.3	97.9	96.3	94.0	102.2	100.1	95.0	99.5	101.7	102.8	100.4	107.1	107.2	102.2	101.1	100.5	107.2
JUN	109.1	110.1	109.6	112.9	117.1	109.3	115.7	114.8	112.9	116.0	114.7	115.2	116.1	116.6	109.3	110.9	110.7	114.0	114.7
JUL	102.1	103.3	97.2	111.6	115.9	103.3	120.0	115.4	113.7	112.3	118.2	116.9	114.0	119.7	118.6	115.7	118.9	118.6	120.3
AUG	104.3	111.1	104.6	104.6	108.7	104.4	108.3	104.8	104.5	108.3	103.9	107.3	107.6	114.3	110.4	106.7	107.8	109.2	107.9
SEP	61.3	63.3	58.7	60.6	61.3	57.5	61.3	62.0	58.5	60.0	59.5	59.3	57.1	58.3	54.3	58.5	58.3	60.0	58.9
OKT	32.9	35.0	32.7	34.0	33.9	32.1	34.6	33.9	34.2	36.4	33.7	35.1	35.7	37.5	38.2	36.1	37.8	37.1	36.3
NOV	12.1	12.2	12.4	14.7	16.3	14.3	14.9	15.4	15.7	16.5	14.7	16.7	16.9	15.9	15.7	16.4	16.9	17.0	16.7
DEC	7.1	6.9	6.2	7.6	6.4	5.9	7.4	7.1	6.7	6.1	7.5	7.2	6.0	7.2	7.3	6.4	6.5	6.5	6.8
JAAR	667.3	686.1	653.0	697.1	704.3	659.3	723.4	709.9	687.1		705.7	711.7	698.1		718.0	703.7	709.1	711.8	723.1

REFERENTIE  
GEWASVERDAMPING (MM)DOORLOPEND POTENTIEEL  
NEERSLAGOVERSCHOT (MM)

## AANTAL SNEEUWDEKDAGEN

NR	391	235	280	260	310	380	NR	235	280	260	310	380	NR	025	161	550	733	973	
MND	ARCEN KOOY	DE KOOY	EELDE	DE BILT	VLIS SINGEN	BEEK	MND	DE KOOY	EELDE	DE BILT	VLIS SINGEN	BEEK	MND	DE KOOY	EELDE	DE BILT	RIT THEM	BEEK	
JAN	7.3	9.7	7.4	7.8	11.2	8.8							JAN	.	.	.	.	.	
FEB	18.8	20.6	16.6	18.6	22.0	19.0							FEB	.	.	.	.	.	
MRT	53.5	52.4	49.8	55.2	55.1	53.5							MRT	.	.	1	.	.	
APR	68.5	72.1	64.8	68.0	75.2	71.4	APR	-48	-15	-7	-43	-39							
MEI	101.2	100.0	89.0	96.8	108.9	106.9	MEI	-104	-59	-32	-116	-112							
JUN	112.4	119.1	105.7	112.4	116.9	114.1	JUN	-130	-83	-53	-150	-150							
JUL	114.5	118.4	100.2	117.2	125.2	119.9	JUL	-230	-152	-154	-258	-255							
AUG	107.2	112.2	102.1	106.3	116.1	106.6	AUG	-302	-229	-216	-352	-325							
SEP		62.9	56.8	60.0	60.2	57.0	SEP	-245	-172	-168	-208	-275							
OKT	36.0	36.9	32.6	33.6	40.0	37.4	OKT	-251	-158	-163	-205	-285							
NOV	16.2	13.8	13.1	15.4	17.2	17.3							NOV	.	.	.	.	.	
DEC	6.0	8.6	6.4	6.6	8.2	6.2							DEC	.	.	.	.	3	
JAAR		726.7	644.5	697.9	756.2	718.1													

SNEEUWDEK DAG IS EEN DAG WAAROP  
EEN SNEEUWDEK IS GECONSTATEERD OM 08.00 UUR

## NEERSLAGGEMIDDELDEN PER DISTRICT (MM)

	D1	D2	D3	D4	D5	D6	D7	D8
JAAR	856.1	813.7	800.1	821.8	794.7	725.9	855.8	840.9
NORM	845.3	860.8	855.4	891.3	860.8	843.9	913.0	902.8
	D9	D10	D11	D12	D13	D14	D15	LAND
JAAR	689.2	818.0	812.4	834.6	748.5	676.5	670.5	792.9
NORM	828.4	834.0	849.6	857.6	805.9	767.2	816.0	856.5

HOOGSTE JAARSOM 969.9 MM TE  
462 Dirksland

LAAGSTE JAARSOM 577.9 MM TE  
979 Echt

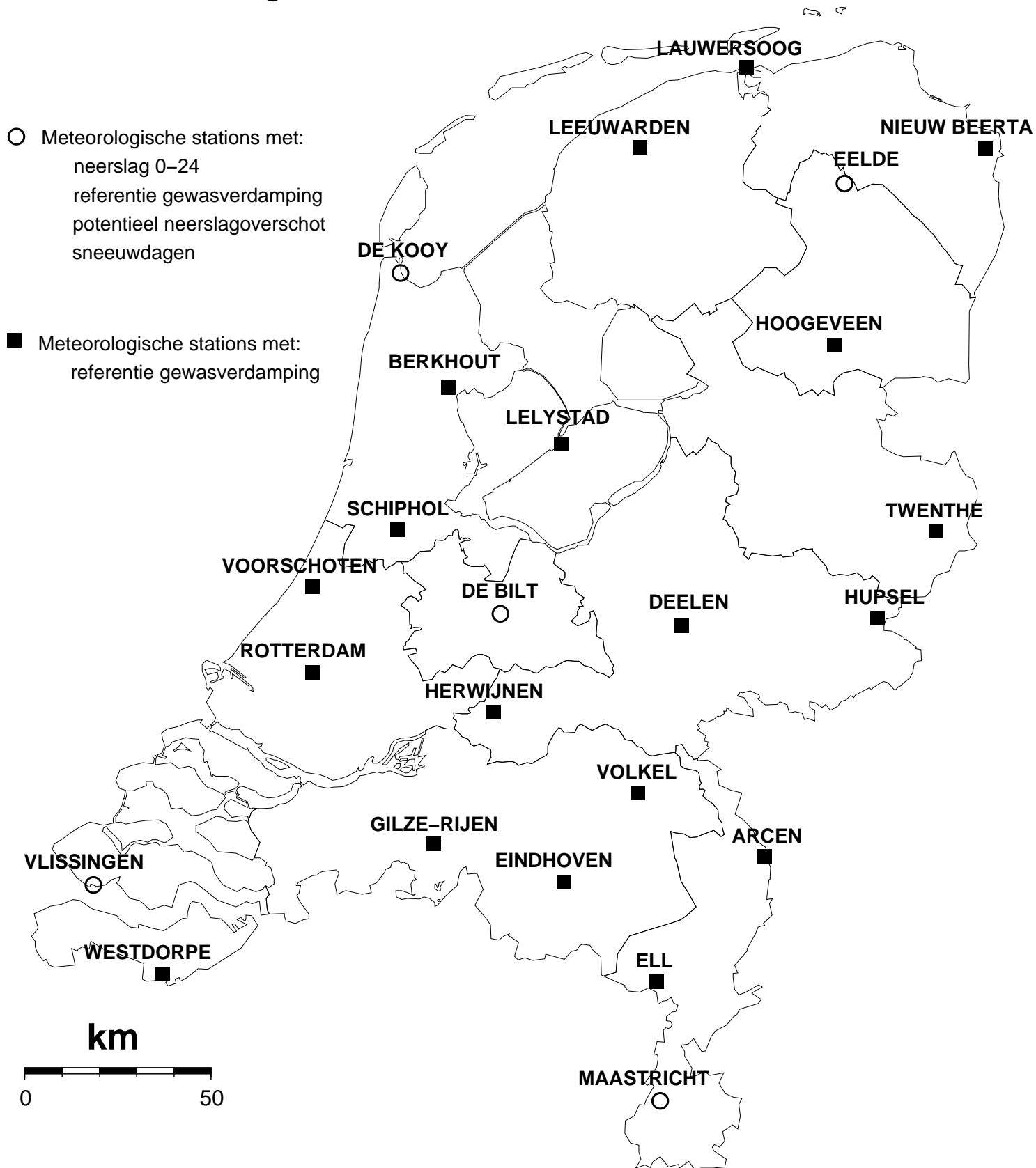
HOOGSTE MAANDSOM 278.9 MM IN  
SEPTEMBER TE 462 Dirksland

LAAGSTE MAANDSOM 0.3 MM IN  
MAART TE 679 Herwen  
MAART TE 912 Leende

HOOGSTE DAGSOM 76.2 MM OP  
06/06 TE 584 Geldermalsen

NORMALEN: TIJDVAK 1991-2020

## Kaart met meteorologische stations

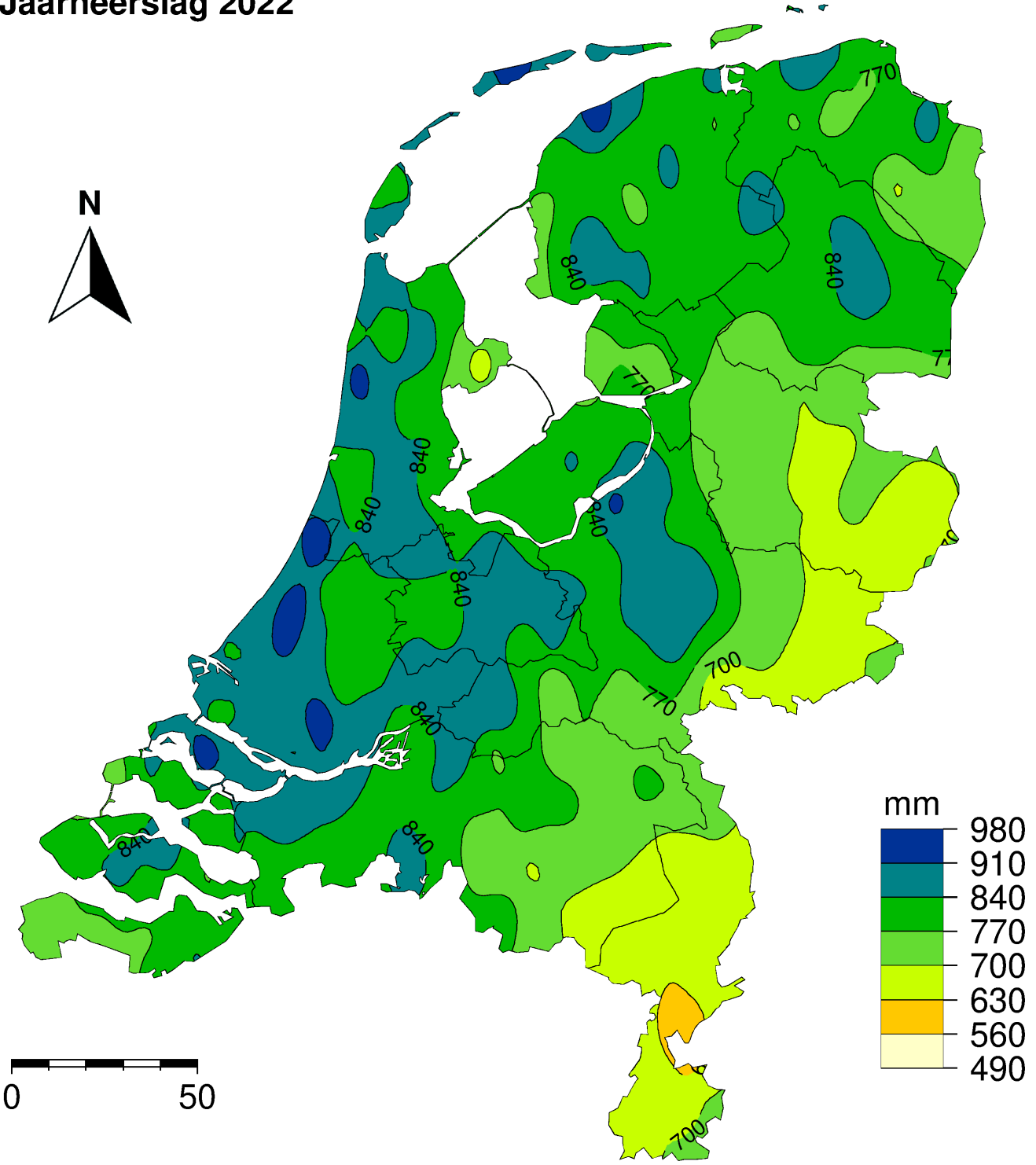




- Neerslagstations  
handmatig 08.00 - 08.00 UT



# Jaarneerslag 2022





Dit rapport is een uitgave van:

**Koninklijk Nederlands Meteorologisch Instituut**  
Postbus 201 | 3730 AE De Bilt  
[www.knmi.nl](http://www.knmi.nl) | [klimaatdesk@knmi.nl](mailto:klimaatdesk@knmi.nl)