



Koninklijk Nederlands
Meteorologisch Instituut
Ministerie van Infrastructuur en Milieu

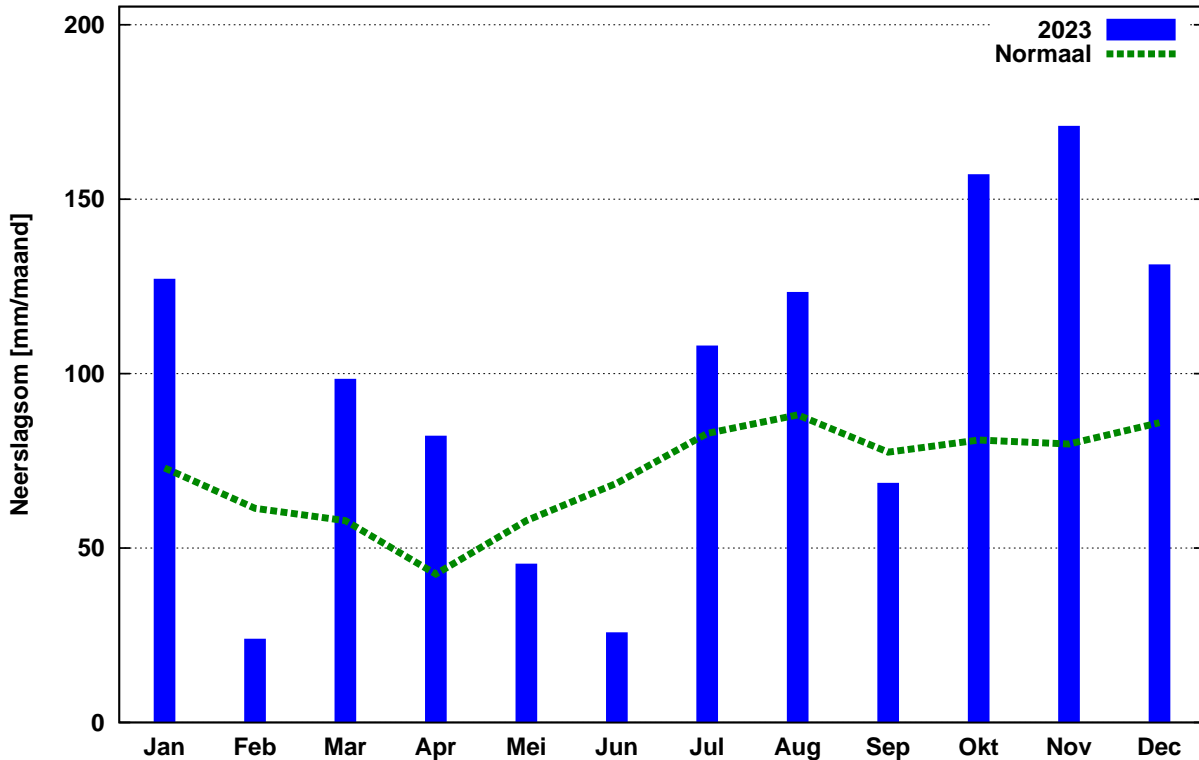
Jaaroverzicht neerslag en verdamping in Nederland

2023



Landelijk gemiddelde maandelijkse neerslagsom in 2023 (gebaseerd op 319 stations)

Jaarsom: 1163.0 mm Normaal: 856.5 mm



In het Jaaroverzicht neerslag en verdamping in Nederland (JONV) zijn maandelijkse en jaarlijkse gegevens van neerslag, verdamping, potentieel neerslagoverschot en sneeuwdagen opgenomen. De metingen worden verricht op ca. 320 KNMI-neerslagstations en ruim 30 KNMI meteorologische stations, alwaar uit metingen van temperatuur en straling de referentie-gewasverdamping wordt berekend. Het JONV is ruim 75 jaar uitgegeven als KNMI-periodiek en wordt sinds 2003 verspreid via internet (<http://www.knmi.nl/nederland-nu/klimatologie/gegevens/monv>).

KNMI
Postbus 201
3730 AE De Bilt
e-mail: Klimaatdesk@knmi.nl

2023
NEERSLAG 8-8 UUR (MM)

NR	DISTRICT 1													DISTRICT 2			
	10	11	12	15	16	17	18	19	21	22	24	25	26	61	64	65	66
MND	HOL LUM	W.TER SCHEL LING	SCHIER MONNIK OOG	OOST VLIET LAND	PETTEN	DEN BURG	NES AME LAND	DE COCKS DORP	CAL LANTS OOG	DE KOOG	VLIET LAND	DE KOOY	FOR MERUM	SKRINS	SNEEK	MAK KUM	HAR LINGEN
JAN	110.2	117.0	102.0	108.9	106.8	105.6	130.7	114.0	124.0	102.5	110.5	104.0	125.5	117.4	134.4	105.5	131.7
FEB	22.5	18.8	21.3	18.9	14.9	10.9	25.7	9.8	16.9	9.3	13.4	16.2	18.5	21.5	26.3	16.7	24.1
MRT	68.8	73.5	61.7	80.6	71.6	84.9	79.0	84.7	84.1	83.5	78.4	88.5	71.9	82.2	89.7	80.7	83.7
APR	78.9	92.4	58.9	86.8	50.3	65.9	83.3	64.6	70.3	65.7	70.4	74.4	94.0	66.9	65.7	72.8	75.1
MEI	20.5	45.3	37.6	40.1	26.3	29.2	28.1	38.4	34.7	30.7	42.1	35.9	38.1	31.8	20.2	25.9	27.7
JUN	25.9	16.0	11.9	15.5	10.9	22.2	11.4	14.0	21.4	21.6	8.0	12.6	17.4	10.1	11.4	9.1	19.1
JUL	140.6	122.7	115.8	94.1	68.9	70.2	145.5	75.7	99.9	62.1	75.5	92.7	95.5	107.0	114.1	108.1	111.4
AUG	157.0	101.4	94.0	138.4	95.8	162.8	113.6	140.5	142.9	146.7	135.6	162.3	115.7	92.7	107.4	115.0	106.6
SEP	70.1	84.0	37.5	97.7	89.0	114.2	63.8	108.9	116.7	103.8	97.3	120.1	73.2	86.1	85.5	95.7	102.0
OKT	195.3	218.8	177.8	219.9	165.9	190.2	203.4	207.2	187.4	197.1	221.4	205.1	213.2	153.4	158.3	153.2	182.6
NOV	180.6	223.6	152.1	207.3	204.1	215.2	184.2	213.4	226.1	205.2	195.9	206.4	209.5	179.0	189.7	146.6	193.4
DEC	121.7	121.5	105.4	121.4	111.5	126.9	125.8	117.3	119.7	110.1	126.5	109.4	124.8	96.9	114.8	103.5	116.2
JAAR	1192.1	1235.0	976.0	1229.6	1016.0	1198.2	1194.5	1188.5	1244.1	1138.3	1175.0	1227.6	1197.3	1045.0	1117.5	1032.8	1173.6
NORM	884.0	845.2	811.7	861.2	819.5	839.9	896.1	859.0	848.0	830.9	802.9	836.4	853.9	833.9	857.9	787.7	820.4

DISTRICT 2

NR	DISTRICT 2																	
	67	68	69	70	73	75	76	77	78	79	80	81	82	84	85	86	87	89
MND	DOK KUM	ST ANNA PAR.	APPEL SCHA	OUDE MIRDUM	DRACH TEN	OLDE HOLT FADE	KORN WERDER ZAND	KOLLUM	HER BAYUM	HEEG	STA VOREN	JOURE	GORRE DIJK	EZUMA ZIJL	LEEUE WARDEN	NIJ BEETS	BER GUMER DAM	AK KRUM
JAN	134.4	131.0	156.4	129.0	127.5	144.9	121.7	115.4	114.5	141.9	110.1	144.6	150.4	126.9	116.3	137.9	123.2	128.1
FEB	27.4	26.1	32.8	28.2	22.8	32.7	13.0	22.4	22.3	31.1	25.0	29.9	31.8	26.8	21.0	31.0	27.8	23.0
MRT	91.0	103.0	93.8	95.8	93.2	98.6	88.9	78.5	86.5	94.5	79.3	85.1	98.4	92.3	84.0	85.6	86.0	73.5
APR	76.2	83.9	73.8	89.0	76.9	81.8	70.3	67.5	89.7	80.5	83.1	82.4	84.7	69.3	73.0	76.8	85.1	68.6
MEI	30.6	30.2	33.9	31.7	46.1	37.5	32.5	29.0	28.2	25.4	32.5	27.9	38.2	36.1	29.3	37.3	36.1	23.6
JUN	6.8	16.3	10.1	21.9	10.1	15.6	14.5	7.2	15.9	12.6	9.3	10.0	16.0	8.4	11.5	16.0	20.0	11.2
JUL	138.8	135.3	116.7	112.8	141.3	125.6	107.5	139.8	125.6	100.5	88.5	145.0	121.0	147.9	115.1	157.6	150.1	127.1
AUG	83.3	95.3	114.4	119.2	97.1	120.5	74.2	88.1	90.1	121.1	95.9	117.6	111.1	67.6	108.3	96.2	89.4	74.8
SEP	61.5	82.2	51.9	84.6	52.8	64.9	113.6	48.4	100.1	85.5	85.0	81.3	57.8	44.3	72.6	64.4	63.5	68.9
OKT	181.0	205.9	164.1	163.4	171.4	163.0	147.0	159.4	167.2	143.4	124.0	156.5	171.3	166.1	167.9	165.7	167.0	137.3
NOV	188.9	219.0	201.5	169.5	190.7	173.9	151.9	174.3	186.9	181.8	148.8	175.7	206.4	175.9	180.0	188.5	181.8	158.9
DEC	127.0	133.4	160.0	124.9	123.9	122.8	122.6	117.2	110.0	136.4	116.4	138.2	150.9	125.6	120.8	130.2	114.5	110.3
JAAR	1146.9	1261.6	1209.4	1170.0	1153.8	1181.8	1057.7	1047.2	1137.0	1154.7	997.9	1194.2	1238.0	1087.2	1099.8	1187.2	1144.5	1005.3
NORM	891.3	903.7	910.2	861.1	918.4	879.4	797.0	912.7	851.0	874.3	781.1	872.5	884.8	886.0	866.3	877.0	869.8	839.7

DISTRICT 2

DISTRICT 3

NR	DISTRICT 2									DISTRICT 3							
	90	91	166	171	326	338	353	134	136	139	140	141	142	143	144	145	147
MND	EERNE WOUDE	TER NAARD	MARUM	AN JUN	FREDE RIKS OORD	GIET HOORN	BLOK ZIJL	MIDDEL STUM	EZIN GE	GRO NINGEN	ASSEN	DELFT ZIJL	WARF FUM	FINS TER WOLDE	TER APEL	ZOUT KAMP	VEEN DAM
JAN	143.5	114.8	146.5	119.2	170.4	136.8	138.6	109.2	125.6	138.6	151.5	110.9	121.1	125.4	147.6	124.4	110.8
FEB	23.9	23.8	33.1	27.3	34.3	28.8	23.7	30.9	29.6	28.8	31.3	39.6	37.7	36.4	29.7	26.5	29.5
MRT	84.0	74.6	103.3	78.0	95.0	74.3	73.7	79.1	82.7	102.6	97.5	95.2	80.4	91.3	103.0	75.5	84.4
APR	79.6	68.6	84.3	66.2	78.8	87.0	88.7	66.0	61.9	60.8	74.3	59.8	67.1	67.9	84.9	62.5	66.3
MEI	46.5	26.0	45.6	30.2	33.5	48.5	42.4	53.7	39.4	62.5	41.1	43.2	49.7	47.3	28.3	33.1	33.0
JUN	10.4	6.9	16.6	11.4	11.5	15.5	11.4	6.9	17.1	15.3	14.4	17.3	8.2	44.0	31.0	7.6	10.8
JUL	133.9	135.5	127.6	117.9	117.9	125.9	120.8	119.9	98.3	113.0	110.1	117.8	138.7	133.5	135.3	139.7	105.4
AUG	90.8	83.8	115.5	68.6	115.5	116.8	115.3	71.3	87.1	103.2	112.7	94.4	86.5	102.1	140.7	75.4	108.5
SEP	58.1	55.8	50.5	45.5	55.4	63.7	66.9	55.9	33.7	54.3	64.6	69.4	47.9	51.4	43.5	41.1	67.4
OKT	176.7	155.4	165.0	170.7	155.5	134.1	145.0	159.0	155.9	154.5	141.1	181.4	170.1	142.3	134.5	164.9	127.2
NOV	181.3	174.9	190.7	166.2	179.2	153.1	164.8	150.2	184.3	187.2	160.2	149.7	178.5	163.0	148.5	167.6	171.4
DEC	125.6	105.5	145.9	132.9	150.3	132.2	133.0	104.1	112.2	121.6	170.5	133.3	125.8	141.3	169.1	116.2	143.3
JAAR	1154.3	1025.6	1224.6	1034.1	1197.3	1116.7	1124.3	1006.2	1027.8	1142.4	1169.3	1112.0	1111.7	1145.9	1196.1	1034.5	1058.0
NORM	852.2	841.3	860.1	860.1	848.6	864.3	864.3	812.6	808.0	870.4	898.7	814.4	890.3	830.4	842.2	855.9	825.4

DISTRICT 3

NR	148	150	151	152	154	155	156	158	159	160	161	162	163	164	172	173	323	337
MND	SAPPE MEER	UIT HUI ZEN	ROODE SCHOOL	GIETER VEEN	EENRUM	EEXT	VLAGT WEDDE	ONNEN	NIEUW BUINEN	VEEN HUI ZEN	EELDE	NIE KERK	RODEN	ZEE RIJP	NIEUW OLDA	BLIJ HAM	LAAG HA LEN	SCHOON LOO
JAN	125.5	112.1	110.1	137.9	120.1	144.3	98.7	129.5	130.9	159.2	137.3	79.0	153.5	101.0	131.9	112.0	140.8	162.1
FEB	37.2	34.6	36.6	27.1	33.5	32.5	32.3	29.1	27.9	36.6	29.4	66.6	30.4	36.2	40.0	39.0	31.0	34.6
MRT	108.7	71.7	73.6	88.6	77.0	92.3	74.9	99.4	86.1	92.1	93.5	41.3	98.0	74.3	108.2	75.9	83.3	101.3
APR	69.2	69.0	66.5	79.0	67.0	68.5	75.7	65.2	62.5	79.0	72.0	13.6	68.3	63.7	73.1	75.3	75.8	78.3
MEI	71.7	53.2	64.8	31.7	40.7	37.1	95.7	41.5	40.0	52.5	36.0	110.9	39.4	50.3	63.1	70.5	46.1	44.2
JUN	9.8	9.1	11.0	13.2	10.6	12.3	26.9	9.6	18.3	11.6	12.4	104.8	10.6	11.3	22.3	23.0	9.2	11.1
JUL	110.5	120.3	126.4	135.1	111.4	127.3	115.9	107.3	121.6	113.3	122.2	35.9	127.2	127.8	101.7	120.0	112.2	132.5
AUG	123.4	69.3	63.3	125.1	78.9	109.7	141.3	97.9	92.4	79.2	89.0	143.4	100.8	85.9	93.2	125.2	86.7	100.7
SEP	57.2	60.0	56.6	49.6	46.3	57.1	67.7	66.7	40.0	56.6	63.4	173.8	47.1	58.8	49.3	72.9	66.7	59.1
OKT	143.7	164.1	179.4	140.3	163.6	138.5	130.3	166.8	144.4	157.1	156.0	121.4	158.0	125.7	146.1	136.8	139.1	153.7
NOV	197.8	164.8	149.4	157.7	170.0	158.3	154.1	192.5	147.7	179.1	173.1		180.6	144.6	161.5	167.7	173.5	172.1
DEC	145.4	125.8	119.2	152.1	121.4	161.8	133.8	137.5	156.8	181.3	148.8		139.5	104.8	135.1	170.2	172.8	182.7
JAAR	1200.1	1054.0	1056.9	1137.4	1040.5	1139.7	1147.3	1143.0	1068.6	1197.6	1133.1		1153.4	984.4	1125.5	1188.5	1137.2	1232.4
NORM	877.0	880.2	881.1	839.6	880.9	906.7	784.8	847.4	831.8	875.2	852.0	858.5	908.7	822.0	845.9	835.5	920.6	

DISTRICT 4

NR	217	221	222	223	224	226	227	228	233	234	235	236	238	239	240	242	249	251
MND	HEILOO	ENK HUI ZEN	HOORN	SCHEL LING WOUDE	EDAM	WIJK A/ZEE	ANNA PAU LOWNA	SCHA GEN	ZAAN DAM H' BRG	BER GEN	CAS TRICUM	MEDEM BLIK	DE HAUKES	DEN OEVER	KREI LER OORD	PURMER END	HOOG KARS FEL	WEST BEEM STER
JAN	125.4	112.1	119.6	145.0	143.1	165.8	109.6	111.3	138.0	147.6	134.2	116.6	113.5	111.5	121.0	153.3	119.0	116.8
FEB	24.4	30.3	27.1	24.9	26.1	16.3	17.9	20.3	22.8	19.9	18.8	25.2	15.4	13.8	18.0	31.0	23.4	18.6
MRT	100.8	63.9	92.1	86.6	103.9	107.7	90.7	79.3	103.5	103.8	101.4	81.8	92.0	81.7	96.6	112.2	94.0	92.7
APR	102.7	80.7	84.4	99.7	83.5	105.3	76.3	73.1	99.4	89.8	104.5	95.4	72.6	77.2	78.8	107.6	79.8	91.8
MEI	36.7	42.6	27.8	36.9	41.3	21.6	34.1	23.6	25.0	43.1	28.2	41.6	30.6	28.6	29.4	51.1	31.2	28.9
JUN	9.3	24.1	12.9	20.5	14.0	13.7	18.4	37.1	28.7	14.7	20.1	19.6	16.6	14.9	15.2	26.3	16.8	15.5
JUL	121.1	83.2	97.5	89.1	104.9	109.7	95.7	95.1	96.2	108.1	126.0	104.7	102.7	82.9	111.3	105.5	97.8	136.0
AUG	127.8	89.2	127.0	127.2	145.6	111.1	114.3	118.4	143.6	138.5	136.5	126.7	115.4	110.2	114.1	185.0	107.4	153.0
SEP	99.5	67.9	77.3	100.2	70.3	107.7	97.3	90.4	78.8	108.7	123.2	79.5	92.6	89.6	81.1	81.0	85.7	79.1
OKT	184.2	142.5	153.8	175.6	151.4	174.4	174.2	185.7	166.9	213.3	183.7	140.8	181.4	171.7	155.4	180.1	146.7	180.0
NOV	228.0	143.0	227.1	213.0	218.2	225.9	217.6	191.6	232.3	256.0	236.7	198.9	186.3	180.0	182.1	246.5	190.1	226.2
DEC	149.5	101.9	110.1	135.7	134.0	129.5	116.0	117.8	127.3	141.6	142.9	99.6	104.2	117.1	127.5	148.5	107.1	110.6
JAAR	1309.4	981.4	1156.7	1254.4	1236.3	1288.7	1162.1	1143.7	1262.5	1385.1	1356.2	1130.4	1123.3	1079.2	1130.5	1428.1	1099.0	1249.2
NORM	922.2	865.2	864.0		912.1	874.7	879.8	846.8	959.7	914.1	939.3	875.9	836.1	803.3	834.9	961.6	872.5	910.9

DISTRICT 4

NR	252	255	257	263	264	256	317	344	348	352	356	359	364	365	366	369	371
MND	KOL HORN	OB DAM	HOOG WOUD	ASSEN DELFT	KROM MENIE	MARK EN	MARK NESSE	TOLLE BEEK	EMMEL OORD	NA GELE	KUINRE	LEMMER BUMA	DRON TEN	SWIF TER BANT	BID DING HUIZEN	LELY STAD	ZEE WOLDE
JAN	137.4	129.8	129.3	118.1	125.3	149.6	114.3	105.1	123.0	133.2	147.1	141.1		81.9	134.4	146.0	144.2
FEB	20.3	26.1	28.3	16.5	19.3	26.9	24.6	21.7	27.1	25.9	26.5	29.5		90.0	27.7	29.3	31.1
MRT	87.7	92.6	90.7	92.1	103.9	97.9	69.1	77.6	77.2	79.8	88.3	101.4		36.6	71.0	94.9	78.6
APR	85.7	79.0	87.3	95.8	104.9	92.2	91.1	84.2	92.2	101.0	85.4	97.8		15.9	88.2	94.7	92.5
MEI	28.6	22.7	27.3	30.0	39.3	48.4	40.1	47.2	31.0	37.3	48.2	25.3		115.3	44.1	79.4	60.2
JUN	17.4	11.8	13.9	25.9	18.5	27.2	12.6	11.1	16.4	13.5	23.9	42.2		128.4	16.4	16.7	19.8
JUL	118.3	115.0	101.4	82.8	117.9	106.2	107.6	131.4	110.3	112.2	152.8	133.3		72.0	99.2	107.9	104.9
AUG	123.8	133.9	118.2	140.0	158.3	142.9	103.9	96.1	123.3	113.5	119.1	135.3		160.8	132.8	130.3	103.7
SEP	97.2	82.5	76.2	93.5	110.3	75.0	83.8	75.4	79.1	72.5	60.9	86.0		172.4	71.7	75.3	59.8
OKT	173.4	148.6	156.2	170.3	182.2	156.4	135.2	142.1	141.8	163.4	143.3	159.0		138.2	141.6	161.2	145.9
NOV	201.2	226.1	251.6	253.4	240.7	200.0	153.6	167.5	163.4	165.4	180.3	171.0		166.3	183.0	174.0	
DEC	123.1	106.6	117.7	112.8	128.0	138.4	122.9	115.5	138.2	161.0	141.8	137.3			130.2	135.0	129.8
JAAR	1214.1	1174.7	1198.1	1231.2	1348.6	1261.1	1058.8	1074.9	1123.0	1178.7	1217.6	1259.2			1123.6	1253.7	1144.5
NORM	870.5	933.0	903.6	936.2		876.0	847.6	794.1	852.9	863.6	907.1	827.9	884.9		882.2	856.5	896.7

DISTRICT 5

2023
NEERSLAG 8-8 UUR (MM)

NR	DISTRICT 5			DISTRICT 6														
	ZEE WOLDE SW	HARDER WIJK		STEEN WIJKS MOER	DWIN GE LOO	ZWOLLE	DENE KAMP	HOOGE VEEN	EMMEN	IJSSEL MUIDEN	RHEE ZER VEEN	HEINO	ZWEE LOO	VILS TEREEN	SCHOO NEBEEK	VROOMS HOOP	KLA ZIENA VEEN	DE DEMS VAART
JAN	142.4	124.5		128.3	149.1	113.6	127.9	131.0	142.3	139.8	140.7	126.3	127.8	130.9	121.6	134.1	129.0	106.3
FEB	30.9	29.2		31.5	37.6	30.5	43.2	32.6	34.9	29.4	29.4	26.4	35.9	31.0	29.5	36.7	33.6	28.3
MRT	95.0	89.0		87.4	88.3	73.8	74.7	84.8	102.6	78.0	105.5	79.8	81.0	88.2	91.5	80.4	83.2	77.5
APR	102.0	94.2		91.7	76.4	94.9	68.0	86.3	86.4	93.9	88.8	79.1	73.4	88.5	90.6	81.3	85.3	86.9
MEI	80.8	76.6		30.5	53.9	65.5	34.8	43.9	37.8	40.4	43.6	47.5	47.7	55.0	42.7	30.8	23.2	36.6
JUN	15.4	16.3		13.9	13.2	11.0	53.6	19.9	22.9	13.8	21.4	37.6	14.3	28.5	20.6	21.6	38.4	20.2
JUL	108.0	93.8		126.0	106.0	161.9	96.3	165.6	133.2	113.4	110.2	94.2	147.7	108.3	123.9	116.3	144.4	99.6
AUG	132.8	126.3		140.9	107.8	149.2	84.3	132.3	144.8	142.8	148.9	152.2	125.9	129.2	145.5	134.1	150.0	161.3
SEP	57.3	71.6		59.1	43.1	50.7	60.3	66.9	57.4	67.9	52.2	52.5	42.3	48.6	67.7	58.5	65.4	55.2
OKT	150.1	162.6		127.0	147.9	133.7	138.1	134.2	142.6	151.6	126.3	128.6	133.3	124.8	132.2	130.3	123.5	120.4
NOV	168.1	168.7		148.5	168.0	148.2	149.5	151.1	144.1	153.7	142.4	143.6	140.5	150.2	153.4	126.2	137.7	126.8
DEC	152.8	129.8		167.9	152.2	169.6	176.9	162.4	166.1	180.9	171.9	158.7	152.1	163.7	167.7	164.2	172.8	156.7
JAAR	1235.6	1182.6		1152.7	1143.5	1202.6	1107.6	1211.0	1215.1	1205.6	1181.3	1126.5	1121.9	1146.9	1186.9	1114.5	1186.5	1075.8
NORM	851.5	849.7		793.9	922.8	842.6	788.0	874.5	888.5	855.4	845.1	822.8	874.4	865.9	789.7	818.0	823.6	875.6

NR	DISTRICT 6										DISTRICT 7						
	ROU VEEN	TUB BERGEN	RUINER WOLD	AL MELO	EN SCHEDE	HENGE LO (OV)	TWEN THE	HELLEN DOORN	WEER SELO	LET TELE	HOL TEN	OVER VEEN	ZAND VOORT	ZOE TER MEER	HEEM STEDE	LIJN DEN	HOOFD DORP
JAN	120.6	115.6	116.6	141.4	126.3	119.6	117.9	132.0	123.1	121.1	122.5	130.3	121.4	172.5	136.7	140.7	140.2
FEB	29.4	34.6	28.2	37.9	48.1	37.3	45.8	32.5	36.0	28.8	30.5	12.7	12.4	23.2	19.2	17.4	18.2
MRT	67.5	84.5	78.4	99.2	111.2	87.8	106.9	93.7	83.8	82.1	89.9	109.5	106.7	115.5	119.2	103.5	117.9
APR	91.1	71.9	94.7	76.6	92.5	77.9	77.1	87.9	84.0	81.9	86.7	106.4	98.8	91.5	91.8	87.8	85.2
MEI	54.4	48.6	32.8	59.4	47.4	51.2	40.6	33.1	60.1	61.8	39.7	28.7	36.2	53.5	39.4	39.5	46.9
JUN	14.0	63.2	16.1	61.2	57.2	74.3	60.2	29.3	89.2	40.8	50.7	33.8	17.0	16.0	34.5	26.7	24.9
JUL	122.4	104.3	129.7	109.6	134.8	112.6	112.0	91.1	126.3	97.7	104.3	102.5	79.4	129.5	100.4	93.4	122.2
AUG	155.6	91.1	110.7	86.7	141.0	124.1	109.9	88.6	87.7	108.1	109.7	129.4	90.9	127.5	113.8	140.1	112.4
SEP	58.6	52.7	58.8	56.5	54.9	56.3	53.8	70.6	44.3	50.2	57.6	100.8	102.8	88.6	82.8	64.9	71.9
OKT	121.6	133.1	137.2	145.5	151.9	136.1	145.7	152.0	133.0	150.6	138.9	187.1	169.2	200.5	169.8	163.1	180.4
NOV	136.3	135.4	150.6	168.9	161.4	154.7	151.3	159.7	162.7	158.3	141.3	253.4	228.8	243.8	239.3	226.7	224.5
DEC	154.5	176.7	146.2	191.1	204.7	175.5	156.0	167.5	171.0	136.8	150.9	133.4	130.8	140.3	124.9	119.5	116.3
JAAR	1126.0	1111.7	1100.0	1234.0	1331.4	1207.4	1177.2	1138.0	1201.2	1118.2	1122.7	1328.0	1194.4	1402.4	1271.8	1223.3	1261.0
NORM	867.9	812.9	849.7	836.9	852.3	831.8	849.8	862.0	821.6	829.0	847.0	940.5	853.6	971.9	929.4	942.8	951.5

NR	DISTRICT 7																	
	ROELOF ARENDS VEEN	BOS KOOP	GOUDA	KAT WIJK	DELFT	NU MANS DORP	BERG SCHEN HOEK	LISSE	STRIJ EN	OOST VOORNE	AALS MEER	BAREN DRECHT	N.HEL VOET	BRIEL LE	POORTU GAAL	ZEG VELD	VALKEN BURG VK	H.VAN H' LAND M' PAD
JAN	143.7	150.2	149.7	143.0	159.8	150.6	175.5	137.7	151.6	133.6	156.4	182.0	123.7	141.1	155.3	135.7	141.9	136.6
FEB	15.7	25.5	24.5	10.5	17.9	19.1	23.2	8.0	21.3	16.5	23.6	25.4	15.1	16.0	26.8	25.7	13.1	16.0
MRT	105.1	98.9	98.2	101.6	104.2	102.6	103.8	108.1	102.8	104.3	125.1	117.7	102.8	106.9	119.2	92.4	99.5	121.0
APR	82.7	77.6	82.5	94.1	76.6	85.4	89.3	85.5	90.9	81.8	77.9	86.3	62.7	85.5	76.8	68.3	86.9	100.4
MEI	48.9	52.3	32.1	38.7	30.4	38.4	31.4	36.5	43.4	30.3	43.0	45.1	26.1	25.7	48.6	55.4	33.3	31.1
JUN	19.0	24.4	21.7	10.3	5.9	17.3	17.3	13.7	47.8	15.0	26.8	57.4	6.9	11.6	8.6	26.4	8.2	16.7
JUL	138.6	136.9	107.3	108.8	118.6	112.3	115.9	132.7	131.6	97.2	137.3	117.4	86.5	100.9	105.5	135.8	111.4	111.0
AUG	115.7	113.0	87.9	87.9	126.8	144.6	108.1	133.7	118.1	107.4	96.4	126.6	92.6	127.3	112.6	88.2	95.8	121.6
SEP	66.8	106.3	54.9	85.4	73.8	64.8	95.3	71.0	59.6	78.7	63.6	65.6	84.0	89.3	81.2	82.2	79.9	81.1
OKT	193.9	177.5	181.2	171.7	194.8	169.6	200.3	201.5	171.5	170.4	179.1	200.6	191.1	167.3	199.4	178.9	185.0	192.1
NOV	215.5	219.4	189.0	192.9	228.6	160.6	234.6	229.5	154.9	204.8	202.1	172.0	188.9	231.4	197.7	193.5	223.9	216.5
DEC	113.5	128.7	117.2	125.0	120.9	107.0	117.9	135.5	123.8	91.3	136.3	117.2	96.8	105.9	121.3	117.8	136.9	99.0
JAAR	1259.1	1310.7	1146.2	1169.9	1258.3	1172.3	1312.6	1293.4	1217.3	1131.3	1267.6	1313.3	1077.2	1208.9	1253.0	1200.3	1215.8	1243.1
NORM	905.8	950.0	891.3	919.2	960.9	878.4	957.4	923.8	834.1	899.4	913.1	922.4	841.0	926.7	914.5	863.0	942.5	904.7

DISTRICT 7												DISTRICT 8					
NR	479	480	481	482	483	484	548	559	561	563	572	328	329	336	350	509	510
MND	MAAS LAND	HON SELMERS DIJK	VOOR SCHO TEN	HENDRIKKRIM- IDO AM PEN AD BACHT LEK	HOOG MADE	LOENEN A/D VECHT	VLEU TEN	BEN SCHOP	WEESP	AB COUDE	HEERDE	WAPEN VELD	OLDE BROEK	ELBURG	DOORN	VAAS SEN	
JAN	156.6	141.8	151.3	166.9	168.3	137.1	140.3	164.0	157.4	147.2	151.6	145.5	137.2	135.9	131.9	151.7	147.0
FEB	19.1	20.1	17.8	20.9	21.9	18.4	27.0	21.0	21.1	23.8	28.3	28.0	26.2	28.9	29.3	22.5	34.2
MRT	118.1	103.6	114.9	110.9	97.9	108.7	96.5	97.7	98.6	114.3	102.8	87.1	85.1	90.2	75.3	93.0	108.2
APR	89.2	84.4	89.7	87.2	92.1	85.0	69.9	76.0	75.9	82.4	74.3	84.7	95.8	98.4	98.2	91.7	93.8
MEI	27.8	28.4	36.3	45.8	53.0	43.1	50.1	39.8	33.5	63.1	39.9	59.2	36.6	89.3	52.0	45.8	62.4
JUN	8.0	12.3	8.4	48.5	30.3	17.2	21.6	25.5	27.5	21.5	30.0	17.4	15.3	16.0	13.9	14.6	23.2
JUL	108.9	98.0	125.8	107.8	106.1	128.2	139.2	127.6	116.5	120.7	131.4	119.1	104.4	116.2	90.1	101.3	101.3
AUG	133.2	131.4	115.2	110.3	95.3	107.3	134.0	108.2	96.5	129.2	106.7	141.4	145.4	168.1	159.2	124.8	124.5
SEP	101.2	64.9	66.9	51.1	68.6	76.0	70.9	81.0	65.6	71.4	82.4	40.3	37.8	39.4	40.8	43.7	53.2
OKT	198.0	205.5	183.6	176.3	193.8	195.4	187.4	205.9	196.0	171.2	172.2	159.4	144.5	147.3	148.3	188.4	179.7
NOV	241.3	218.1	234.6	155.0	165.7	218.5	197.1	193.5	184.0	229.1	198.2	163.4	157.7	155.1	158.5	165.5	180.0
DEC	113.5	101.9	131.8	110.2	113.6	122.2	127.7	128.6	133.3	120.5	138.1	170.1	161.3	145.9	135.9	148.1	159.5
JAAR	1314.9	1210.4	1276.3	1190.9	1206.6	1257.1	1261.7	1268.8	1205.9	1294.4	1255.9	1215.6	1147.3	1230.7	1133.4	1191.1	1267.0
NORM			969.8	899.5	962.3		895.9	859.9	851.3	917.7	922.3	854.4	890.0	896.8	866.7	914.2	917.3

DISTRICT 8																		
NR	514	523	541	542	543	546	547	550	557	558	560	564	565	567	570	573	576	578
MND	EPE	WIJK B/DUUR STEDE	ARNHEM	PUT TEN	APEL DOORN	WOUDEN BERG	NIJ KERK	DE BILT	EER BEEK	LUN TEREN	AME RONGEN	HULS HORST	VOORT HUI ZEN	KOOT WIJK	ELS FEET	BEEK BERGEN	SPA KEN BURG	OOSTER BEEK
JAN	161.3	141.1	145.1	128.9	160.6	158.6	127.3	167.0	141.6	160.8	135.5	152.7	147.0	152.3	138.9	155.8	125.8	144.7
FEB	33.9	24.2	40.5	29.8	37.2	25.2	21.0	26.7	45.4	32.7	27.0	32.9	35.7	47.7	34.2	51.0	24.2	35.9
MRT	113.6	98.4	114.2	88.0	114.1	99.2	90.6	100.9	114.1	83.6	90.6	101.8	102.4	106.0	107.9	102.1	90.6	116.7
APR	102.4	81.9	106.2	100.5	93.9	98.8	92.2	83.0	102.7	97.3	87.2	95.0	97.8	112.5	108.4	105.2	74.0	101.5
MEI	47.3	38.8	55.7	71.7	57.7	46.2	56.5	47.9	38.4	43.2	60.8	64.0	49.4	73.5	56.8	42.4	65.7	46.8
JUN	16.4	16.4	54.9	15.9	24.5	14.4	13.0	15.8	41.4	28.4	16.2	14.0	29.8	27.1	14.9	29.7	14.5	47.6
JUL	125.7	104.0	114.7	135.0	94.6	118.1	141.4	112.2	89.7	102.9	103.4	113.2	121.5	118.5	131.8	101.6	112.7	121.5
AUG	117.5	120.9	135.3	113.5	107.7	148.4	130.9	110.8	173.9	102.2	137.2	120.2	121.5	129.9	127.2	135.0	125.0	139.4
SEP	46.3	62.4	53.2	94.7	57.4	75.6	71.1	60.9	76.3	67.8	66.9	71.1	71.4	70.7	68.9	46.3	68.2	52.3
OKT	166.5	186.8	176.3	159.7	183.6	196.5	161.1	218.2	170.4	174.0	180.2	159.3	185.9	168.7	170.9	163.3	161.1	168.2
NOV	175.4	168.6	159.3	163.1	183.7	166.6	193.1	188.5	164.1	166.9	157.8	184.4	169.4	190.1	173.3	186.5	173.8	145.5
DEC	173.8	139.8	205.0	151.8	167.6	160.5	150.0	142.6	176.8	143.9	160.0	149.3	159.7	176.3	160.1	194.2	143.6	184.3
JAAR	1280.1	1183.3	1360.4	1252.6	1282.6	1308.1	1248.2	1274.5	1334.8	1203.7	1222.8	1257.9	1291.5	1373.3	1293.3	1313.1	1179.2	1304.4
NORM	909.7	849.5	934.2	909.2	962.9	895.7	855.9	911.6	899.6	890.4	853.0	896.3	875.1	928.1	938.0	964.3	871.4	918.0

DISTRICT 8									DISTRICT 9								
NR	579	580	582	583	591	593	595	596	588	645	663	666	667	669	673	674	678
MND	VEE NEN DAAL	BARNE VELD	HA MERS VELD	WAGE NINGEN PD	DEE LEN	LAREN	SOEST	EEMNES	DUI VEN	HENGE LO (GLD)	LOCHEM	WIN TERS WIJK	DOETIN CHEM	BOR CULO	GEN DRIN GEN	REKKEN	ALMEN
JAN	146.4	151.9	160.8	133.3	161.5	152.6	176.8	160.2	126.1	120.8	129.2	120.2	132.6	104.1	100.1	103.2	116.0
FEB	26.8	38.3	27.6	25.2	50.4	28.1	26.4	25.3	39.7	39.6	32.8	46.7	39.2	36.8	45.4	41.7	37.9
MRT	103.1	112.6	109.3	102.4	125.2	103.6	107.5	95.7	119.2	110.7	105.9	112.4	112.6	103.6	96.3	103.0	100.5
APR	92.9	97.5	97.2	92.9	112.5	77.9	89.1	82.5	108.0	109.1	104.9	90.6	101.5	74.1	95.2	67.5	104.7
MEI	41.8	49.2	74.4	49.7	51.8	72.9	76.3	73.2	65.0	47.3	52.2	72.6	63.2	52.6	45.8	68.5	62.0
JUN	23.5	22.7	13.3	35.1	49.0	26.0	17.7	13.4	40.3	57.7	52.9	40.8	56.7	62.8	47.1	54.7	58.4
JUL	96.4	122.7	118.2	106.7	119.3	146.0	156.9	127.2	102.4	106.8	139.4	131.2	94.2	99.0	115.0	110.1	95.9
AUG	126.8	111.5	110.5	156.2	170.8	140.9	131.9	146.2	192.2	160.0	126.8	129.8	144.0	161.3	114.5	141.7	155.0
SEP	77.4	61.1	67.1	71.4	54.8	64.0	49.8	74.6	56.3	58.8	57.7	76.6	54.1	49.8	78.3	47.1	82.8
OKT	186.0	202.9	187.7	172.4	169.9	197.4	204.7	176.8	178.0	147.2	160.9	154.9	154.3	163.8	147.1	162.5	155.9
NOV	163.8	173.9	167.3	144.8	163.1	199.9	200.6	192.2	153.3	149.7	164.9	153.1	148.8	148.9	151.9	144.9	160.1
DEC	172.5	141.1	143.9	178.1	187.8	145.2	160.5	148.6	176.8	139.3	140.1	149.9	183.4	143.6	151.0	160.2	139.4
JAAR	1257.4	1285.4	1277.3	1268.2	1416.1	1354.5	1398.2	1315.9	1357.3	1247.0	1267.7	1278.8	1284.6	1200.4	1187.7	1205.1	1268.6
NORM	869.4	901.3	912.7	866.7	960.0	944.5		928.6	825.1	826.4	834.6	823.3	863.5	818.9	777.3	807.7	804.2

2023
NEERSLAG 8-8 UUR (MM)

NR	DISTRICT 9									DISTRICT 10								
	679	680	682	683	684	686	688	689		434	465	539	549	562	569	584	589	830
MND	HERWEN	AAL TEN	MAR KELO	LICH TEN VOORDE	LIE VELDE	WOOLD	HUP SEL	DEVEN TER		GROOT AMMERS	oud AL BLAS	NIJ MEGEN	CULEM BORG	TIEL	HEU MEN	GELDER MALSEN	ZET TEN	HER WIJNEN
JAN	99.1	102.9	117.9	120.3	103.4	114.7	116.9	112.5		151.4	165.5	121.6	138.2	128.1	112.8	146.0	120.4	152.1
FEB	36.8	49.7	29.9	40.6	40.8	55.6	36.8	27.6		17.5	24.3	30.5	20.7	20.0	25.5	16.0	24.8	21.0
MRT	109.1	104.9	81.8	111.7	119.5	111.0	99.4	82.7		89.8	105.0	107.4	93.0	84.8	118.9	110.4	106.2	118.0
APR	94.1	76.5	84.5	80.0	79.3	86.1	68.0	85.1		88.0	87.4	90.4	72.5	81.0	79.8	81.0	85.7	77.8
MEI	29.3	44.6	42.8	42.3	64.2	78.4	46.6	64.3		52.9	57.3	41.5	44.0	47.0	89.4	46.8	35.8	48.5
JUN	47.6	45.2	62.5	45.9	44.3	31.2	47.0	38.5		20.1	30.8	34.2	20.6	18.7	31.4	23.3	37.4	26.5
JUL	94.3	117.0	118.2	114.1	121.9	136.0	99.7	96.3		98.3	98.3	110.9	98.9	73.5	112.1	95.1	84.0	107.7
AUG	145.1	147.0	115.0	174.0	159.3	170.0	174.1	110.8		111.6	117.1	173.4	127.8	85.7	135.1	106.5	122.3	118.6
SEP	39.2	66.0	80.3	48.2	52.6	84.9	51.9	63.7		48.9	47.1	59.9	60.9	99.0	88.6	63.3	60.2	41.3
OKT	150.7	161.0	136.8	157.3	154.4	157.4	159.0	142.7		189.8	207.5	166.1	197.8	172.8	158.4	179.1	170.6	174.9
NOV	133.3	149.3	150.5	144.8	138.1	160.3	153.0	153.1		155.9	163.3	157.5	163.6	115.8	135.2	140.7	146.7	136.6
DEC	150.7	164.0	141.1	151.2	139.1	182.1	138.1	118.2		124.4	142.5	170.7	138.9	106.3	143.6	127.1	165.4	114.0
JAAR	1129.3	1228.1	1161.3	1230.4	1216.9	1367.7	1190.5	1095.5		1148.6	1246.1	1264.1	1176.9	1032.7	1230.8	1135.3	1159.5	1137.0
NORM	820.8	852.1	826.8	815.8	840.2	903.2	829.7	814.0		855.4	903.4	806.7	818.2	814.1	811.5	834.2	827.1	827.0

NR	DISTRICT 10						DISTRICT 11											
	835	836	840	910	917		446	447	462	471	705	733	735	736	737	738	740	741
MND	ANDEL	GORIN CHEM	NIEU WEN DIJK	AMMER ZODEN	ZALT BOMMEL		GOEDE REEDE	DEN BOMMEL	DIRKS LAND	oud DORP POLDER	BRES KENS	RIT THEM	KAPEL LE	BROU WERS HAVEN	KERK WERVE	BIER VLIET	ST KRUIS	STAVE NISSE
JAN	145.2	148.1	148.0	124.3	143.0		138.3	137.1	129.4	117.9	108.7	95.7	128.7	121.8	107.9	94.3	106.3	117.9
FEB	20.4	20.1	17.4	11.2	17.9		11.9	22.0	14.4	11.4	8.7	8.5	13.1	11.3	11.6	11.8	10.1	15.1
MRT	102.0	98.8	104.0	106.1	102.9		105.8	116.2	119.5	108.5	91.1	103.3	114.7	104.8	92.6	100.3	96.3	117.8
APR	77.3	78.2	78.1	80.6	82.1		75.1	85.0	80.3	75.6	89.5	82.6	77.9	77.4	68.5	87.4	89.3	79.6
MEI	44.6	51.3	56.8	30.8	42.7		24.0	28.6	30.5	23.4	45.3	34.4	64.6	24.7	25.6	40.7	41.2	49.7
JUN	26.7	29.9	25.0	32.6	26.8		25.0	15.5	5.4	19.5	14.8	25.0	10.1	24.0	15.1	7.8	17.1	7.5
JUL	94.5	84.1	83.6	80.9	90.8		93.3	95.4	83.7	77.3	84.4	88.1	84.6	83.0	79.2	72.2	75.5	83.9
AUG	123.2	125.5	130.8	98.6	107.3		121.5	114.3	152.0	120.7	126.5	145.5	131.1	152.7	113.0	114.7	109.0	168.1
SEP	47.2	56.2	63.9	38.1	50.8		50.6	49.0	66.9	49.0	61.6	54.6	59.6	47.3	55.1	69.3	78.5	71.8
OKT	158.3	166.2	153.8	158.8	170.2		200.7	166.2	187.2	187.1	120.3	110.3	156.3	179.1	161.4	133.6	132.8	146.0
NOV	130.9	146.0	139.0	141.0	142.6		214.1	162.7	173.5	192.3	174.1	172.0	161.1	163.8	164.0	162.6	206.8	149.1
DEC	120.1	108.4	114.1	121.2	128.1		102.6	104.5	114.9	84.1	88.7	88.4	100.2	93.0	89.8	92.4	89.5	95.1
JAAR	1090.4	1112.8	1114.5	1024.2	1105.2		1162.9	1096.5	1157.7	1066.8	1013.7	1008.4	1102.0	1082.9	983.8	987.1	1052.4	1101.6
NORM	836.9	874.0	862.1	791.7	814.0		854.4	868.1	867.4	820.1	811.4	815.5	911.4	832.3	831.0	859.2	852.8	852.9

NR	DISTRICT 11																	
	742	743	744	746	747	749	750	751	752	754	755	756	757	758	760	761	762	763
MND	TER NEU ZEN	NOORD GOUWE	ANNA JACOBA POLDER	WEST KAPEL LE	KRAB BEN DIJKE	WILHEL MINA DORP	RIL LAND	VROU WEN POLDER	HAAM STEDE	OVE ZANDE	KORT GENE	MIDDEL BURG	THOLEN	WOL PH'RTS DIJK	'S HEE REN HOEK	PHI LIP PINE	SCHOON DIJKE	CAD ZAND
JAN	109.7	105.4	155.0	103.5	114.5	123.9	121.4	107.0	109.7	109.8	107.0	96.4	116.3	114.1	124.0	116.3	111.8	117.6
FEB	9.5	11.0	13.5	9.0	8.8	11.8	13.5	6.9	9.7	10.5	8.5	7.8	14.3	9.0	10.5	12.4	8.8	8.3
MRT	94.6	93.8	108.1	97.5	100.9	113.9	118.0	91.1	85.1	108.3	112.9	93.8	102.8	111.5	128.3	102.7	92.9	95.8
APR	76.9	58.2	76.7	79.9	74.8	82.0	78.1	86.6	73.1	77.3	78.1	82.1	72.0	88.3	85.9	77.1	88.4	92.8
MEI	79.9	21.0	29.3	22.8	38.8	44.2	75.8	21.2	24.8	66.8	39.6	37.9	41.2	35.6	51.2	40.9	40.9	31.3
JUN	21.3	14.7	8.7	28.8	15.8	15.9	26.5	22.0	20.3	10.3	15.5	41.5	17.7	8.0	8.5	12.1	10.9	62.3
JUL	68.3	80.0	86.4	71.3	85.4	70.7	87.7	81.1	69.7	85.5	85.4	75.1	80.7	86.8	104.3	62.6	67.9	75.2
AUG	133.9	121.0	161.8	133.4	120.4	152.1	139.1	119.0	141.5	161.9	154.5	135.5	122.5	166.7	166.7	116.2	91.9	117.1
SEP	52.3	49.7	50.9	75.7	51.4	60.6	55.4	53.4	36.2	83.1	65.2	50.6	41.3	67.1	62.6	65.4	75.5	94.8
OKT	123.0	159.7	137.2	162.7	141.9	148.4	149.7	170.1	161.7	138.2	137.9	121.6	159.9	144.5	128.9	130.9	122.8	106.3
NOV	171.4	155.9	148.4	157.2	132.2	154.3	146.4	167.1	171.1	163.2	151.6	179.0	143.9	157.3	152.7	199.5	177.7	184.9
DEC	97.5	87.8	91.3	85.0	77.4	94.8	94.6	75.3	88.5	90.7	85.3	90.9	93.0	102.9	86.3	97.1	87.1	81.0
JAAR	1038.3	958.2	1067.3	1026.8	962.3	1072.6	1106.2	1000.8	991.4	1105.6	1041.5	1012.2	1005.6	1091.8	1109.9	1033.2	976.6	1067.4
NORM	833.1	800.8	832.1	822.1	869.3	887.3	831.0	858.1	835.2	869.4	844.0	837.6	855.8	883.9	878.8	862.4	867.6	839.8

NR	DISTRICT 11			DISTRICT 12									DISTRICT 13			
	764	767	770	828	829	832	833	834	837	838	839	841	827	831	843	844
MND	KLOOS TER ZANDE	KA PELLE BRUG	WEST DORPE	OUDEN BOSCH	ZUN DERT	BERGEN O/ZOOM	OOS TER HOUT	CHAAM	STEEN BERGEN	GINNE KEN	HOOGER HEIDE	KLUN DERT	TIL BURG	ES BEEK	GILZE RIJEN	CA PELLE
JAN	105.7	108.8	98.2	134.4	150.1	126.0	126.7	146.8	121.8	134.3	120.6	138.3	121.2	127.1	148.0	135.0
FEB	8.3	11.3	7.8	16.0	13.1	13.6	15.7	17.6	17.7	15.8	11.9	17.8	13.3	17.5	18.2	19.9
MRT	108.6	100.4	99.2	102.3	126.2	96.1	106.8	117.5	108.6	117.8	115.2	104.7	112.4	136.3	117.6	102.5
APR	77.7	80.2	79.0	81.7	93.3	76.9	89.1	93.5	82.0	86.3	81.1	83.6	87.4	80.9	98.8	79.2
MEI	35.2	75.0	58.8	47.4	43.4	48.1	50.7	48.7	47.1	141.4	57.4	43.1	55.2	49.8	42.2	43.4
JUN	18.9	26.2	22.9	19.3	38.0	26.1	24.5	47.4	35.5	33.2	35.3	19.7	32.6	31.9	43.5	22.0
JUL	76.4	92.4	106.1	78.3	90.5	87.2	67.9	85.4	94.4	77.0	83.9	92.5	87.6	115.4	90.6	80.4
AUG	133.8	117.0	122.4	108.8	113.4	126.0	82.9	127.2	155.0	101.0	143.8	114.4	168.8	142.2	125.6	115.2
SEP	54.6	54.7	52.9	63.2	64.0	49.6	43.3	70.3	56.2	66.6	64.1	56.7	86.0	77.5	56.3	57.1
OKT	142.2	115.9	103.3	156.6	138.6	158.2	150.4	156.4	142.5	147.2	156.0	147.9	162.7	164.7	157.5	162.3
NOV	144.6	162.8	179.8	141.7	157.4	139.9	135.9	159.0	157.5	152.1	132.6	149.1	155.7	160.9	157.2	141.9
DEC	103.7	94.3	92.7	100.4	130.8	95.6	106.5	124.5	109.3	126.6	95.5	112.6	137.9	147.0	136.5	118.6
JAAR	1009.7	1039.0	1023.1	1050.1	1158.8	1043.3	1000.4	1194.3	1127.6	1199.3	1097.4	1080.4	1220.8	1251.2	1192.0	1077.5
NORM	859.4	859.8	832.8	864.8	867.7	818.0	901.5	816.6	879.2	859.7	847.6	863.6	858.7	851.3	869.2	790.5

DISTRICT 13

NR	DISTRICT 13			DISTRICT 14									DISTRICT 15					
	892	896	899	901	903	904	905	906	907	908	909	911	912	914	915	918	919	920
MND	GIERS BER GEN	HEL MOND	GEMERT	NU LAND	MEGEN	SOME REN	ST ANTHO NIS	OIR SCHOT	BOX TEL	DEURNE	MILL	DIN THER	LEENDE	OSS	EERSEL	MAAR HEEZE	EIND HOVEN VB	VOLKEL
JAN	144.7	113.7	93.1	122.4	123.0	95.1	104.0	120.1	111.1	95.1	113.7	114.8	104.0	124.8	135.6	106.9	118.4	108.3
FEB	16.2	13.9	15.3	16.6	23.8	12.2	21.6	13.1	14.1	19.4	20.5	16.2	14.7	11.9	18.5	13.1	12.7	20.2
MRT	115.6	119.6	117.6	123.6	92.0	116.2	116.0	111.8	117.4	118.7	116.2	125.2	99.1	110.3	139.1	90.4	118.7	114.7
APR	95.3	85.8	83.6	83.9	87.3	68.4	80.0	89.2	82.1	77.9	90.2	84.2	70.6	76.2	80.7	67.1	77.4	77.5
MEI	68.8	42.2	46.3	80.9	49.1	47.8	52.5	62.8	71.9	58.9	76.9	73.7	40.7	51.8	61.8	42.7	81.1	46.3
JUN	47.8	44.3	43.0	38.0	38.7	46.5	42.2	29.4	34.6	50.9	32.8	35.4	50.8	40.6	27.9	44.5	32.4	32.9
JUL	94.5	120.6	133.8	101.9	98.6	116.9	142.1	98.1	108.2	121.6	144.1	116.8	105.0	96.4	151.7	101.2	117.4	115.1
AUG	132.4	144.0	129.0	135.2	123.1	140.1	138.7	127.0	151.9	145.5	125.0	126.6	137.8	113.3	132.8	108.6	135.7	106.1
SEP	48.2	77.3	83.2	85.3	67.3	92.4	82.8	64.9	74.2	79.3	85.5	81.7	89.4	75.7	65.3	75.4	89.0	63.1
OKT	154.3	146.8	148.4	155.2	169.4	135.4	140.5	154.1	146.0	137.2	155.9	154.4	118.1	136.4	154.4	119.3	153.0	170.8
NOV	156.4	161.5	147.2	149.5	156.2	159.3	157.8	144.1	134.7	160.9	153.9	151.1	148.6	136.5	164.3	133.7	157.3	143.3
DEC	153.0	150.4	156.2	139.0	127.5	134.5	143.7	151.0	156.5	142.1	151.0	147.4	137.7	129.0	128.4	126.0	148.7	148.5
JAAR	1227.2	1220.1	1196.7	1231.5	1156.0	1164.8	1221.9	1165.6	1202.7	1207.5	1265.7	1227.5	1116.5	1102.9	1260.5	1028.9	1241.8	1146.8
NORM	842.2	796.0	788.0	840.1	808.4	772.0	794.4	794.4	797.5	770.0	824.9	809.2	794.3	756.3	808.6	745.6	785.2	833.7

DISTRICT 13

NR	DISTRICT 13			DISTRICT 14									DISTRICT 15				
	926	883	897	913	921	922	923	961	964	967	970	983	962	963	965	966	
MND	WAALRE	SEVE NUM	VENLO	IJSSEL STEYN	VENRAY	SIEBEN GE WALD	ARCEN	ROER MOND	WEERT	HEI BLOEM	STRAMP ROY	KESSEL EIK	UBACHS BERG	VAL KEN BURG	SCHAES BERG	SCHIN NEN	
JAN	106.7	83.7	94.7	90.7	93.7	110.5	91.0	76.8	108.0	75.7	94.2	81.2	86.4	95.6	104.7	90.5	
FEB	14.1	15.8	16.7	13.9	15.6	23.1	21.0	15.8	18.1	14.3	14.9	12.6	25.1	22.2	27.6	26.1	
MRT	121.7	104.3	100.0	113.4	108.6	118.6	103.4	102.4	100.4	91.4	97.2	93.3	115.0	128.0	122.0	117.1	
APR	74.4	69.2	81.5	73.7	79.7	83.5	76.3	56.6	81.6	61.7	61.3	63.1	70.8	74.7	80.7	75.2	
MEI	41.7	49.1	53.9	43.8	33.0	43.4	53.4	70.9	40.6	42.7	39.4	52.4	41.5	50.8	57.9	52.6	
JUN	32.4	38.5	39.9	55.7	55.7	45.7	38.3	37.2	59.5	49.4	63.4	40.6	57.1	71.8	60.8	37.4	
JUL	121.8	87.7	82.8	113.0	128.0	140.7	135.2	86.3	84.0	75.3	107.9	87.1	90.0	71.2	105.5	123.7	
AUG	134.5	143.9	105.3	167.7	156.4	184.4	163.3	122.3	120.6	127.5	128.4	112.5	131.5	159.7	144.0	140.2	
SEP	65.8	79.5	63.3	70.7	83.1	72.4	80.3	61.5	101.3	86.9	93.5	67.1	67.6	91.3	80.0	103.0	
OKT	132.6	113.5	114.4	124.9	123.9	140.2	131.9	90.9	131.4	117.9	106.2	95.3	99.0	96.9	94.1	88.5	
NOV	150.5	161.7	171.7	153.8	156.3	169.4	172.7	132.0	153.4	154.9	133.4	155.4	109.4	128.4	122.3	131.6	
DEC	120.6	132.8	144.4	142.8	163.5	138.9	151.2	95.9	125.8	112.6	106.8	114.9	98.4	110.7	111.2	128.6	
JAAR	1116.8	1079.7	1068.6	1164.1	1197.5	1270.8	1218.0	948.6	1124.7	1010.3	1046.6	975.5	991.8	1101.3	1110.8	1114.5	
NORM	764.9	784.6	764.9	763.2	805.3	791.3	736.4	759.2	747.3	754.2	768.3	815.2	864.7	819.9	858.0		

2023
NEERSLAG 8-8 UUR (MM)

DISTRICT 15

NR	968	969	971	973	974	979	980	981	982
MND	VAALS	STEIN	NOOR BEEK	BEEK	BUCH TEN	ECHT	EPEN	OOST- MAAR LAND	SCHIN VELD
JAN	100.2	97.4	94.5	95.5	105.7	81.8	110.6	92.3	79.5
FEB	33.3	16.7	25.0	22.0	16.3	16.7	34.2	14.8	15.2
MRT	131.8	103.9	110.3	120.4	100.3	80.5	134.2	111.3	99.8
APR	79.1	58.8	75.7	71.9	58.9	52.4	82.9	58.6	59.5
MEI	60.1	40.4	62.6	54.7	37.9	44.0	76.4	63.5	45.3
JUN	34.6	38.1	64.3	47.5	51.4	38.6	56.7	63.5	43.5
JUL	100.1	86.0	76.4	104.6	94.0	71.5	100.7	55.4	89.5
AUG	134.9	123.0	131.0	140.6	102.6	122.5	136.7	139.0	122.2
SEP	67.0	84.1	68.4	81.1	76.9	84.2	90.8	86.8	85.4
OKT	99.3	97.7	98.4	86.3	97.0	82.8	116.7	87.3	82.8
NOV	126.9	131.9	126.2	128.2	126.8	107.9	153.7	113.1	110.4
DEC	127.0	114.1	102.3	117.3	108.7	93.8	126.4	86.0	93.8
JAAR	1094.3	992.1	1035.1	1070.1	976.5	876.7	1220.0	971.6	926.9
NORM	931.1	805.2	840.5	798.8	756.2	703.8	895.7	768.6	750.8

NR	270	277	286	249	269	279	215	240	275	290	344	356	283	323	319	350	370	375	377
MND	LEEU WARDEN	LAU WERS OOG	NIEUW BEERTA	BERK HOUT	LELY STAD	HOOGE VEEN	VOOR SCHO TEN	SCHIP HOL	DEE LEN	TWEN THE	R'DAM	HER WIJNEN	HUP SEL	WILHELMINA DORP	WEST DORPE	GILZE RIJEN	EIND HOVEN	VOLKEL	ELL
JAN	8.8	8.8	8.5	9.6	9.3	7.9	9.7	9.6	8.3	7.9	10.3	9.8	7.9	11.6	10.8	9.3	9.2	9.5	8.9
FEB	18.6	19.7	17.2	18.0	17.9	17.0	18.4	18.3	16.9	16.7	18.2	17.7	16.6	21.3	19.3	17.4	18.1	17.9	18.4
MRT	35.0	35.4	33.5	36.3	34.6	33.4	36.2	35.4	33.5	33.2	33.7	35.1	34.1	36.0	33.4	34.9	34.9	35.3	34.3
APR	59.3	61.2	62.8	62.1	62.4	60.4	63.7	62.3	58.4	60.9	60.6	61.0	59.5	64.6	59.6	58.2	58.1	59.1	59.2
MEI	93.9	95.7	91.3	94.5	98.3	97.2	99.8	99.6	98.7	100.7	99.1	101.9	102.7	102.4	96.9	100.9	101.3	103.7	103.0
JUN	125.5	126.8	126.3	131.5	130.8	128.0	133.0	134.0	129.6	128.9	131.6	133.6	131.3	135.7	132.9	132.9	134.8	134.7	132.7
JUL	99.7	103.3	92.6	99.7	97.8	95.4	104.8	103.7	93.4	96.1	101.4	98.9	99.5	105.4	99.5	99.1	99.9	97.0	102.5
AUG	81.7	85.0	80.7	85.3	83.3	77.5	91.1	86.8	80.8	78.2	88.3	83.3	80.7	89.1	86.8	82.5	84.6	82.8	82.2
SEP	64.3	68.7	66.4	64.9	66.0	64.9	63.6	66.1	67.2	69.2	64.1	68.9	69.1	69.3	68.4	68.8	70.7	70.2	71.2
OKT	25.9	24.7	25.4	28.8	28.3	25.7	28.9	28.3	27.3	28.4	30.1	30.9	29.1	33.7	33.0	32.7	32.3	31.8	33.9
NOV	11.6	12.0	10.6	11.3	12.8	11.3	11.5	11.9	11.6	11.0	12.1	12.8	12.0	13.6	12.0	12.6	12.9	12.7	13.0
DEC	5.9	5.7	5.3	6.6	5.9	5.4	6.5	6.2	5.8	5.1	6.8	6.9	5.4	7.5	7.0	6.8	6.6	6.6	7.0
JAAR	630.2	647.0	620.6	648.6	647.4	624.1	667.2	662.2	631.5	636.3	656.3	660.8	647.9	690.2	659.6	656.1	663.4	661.3	666.3

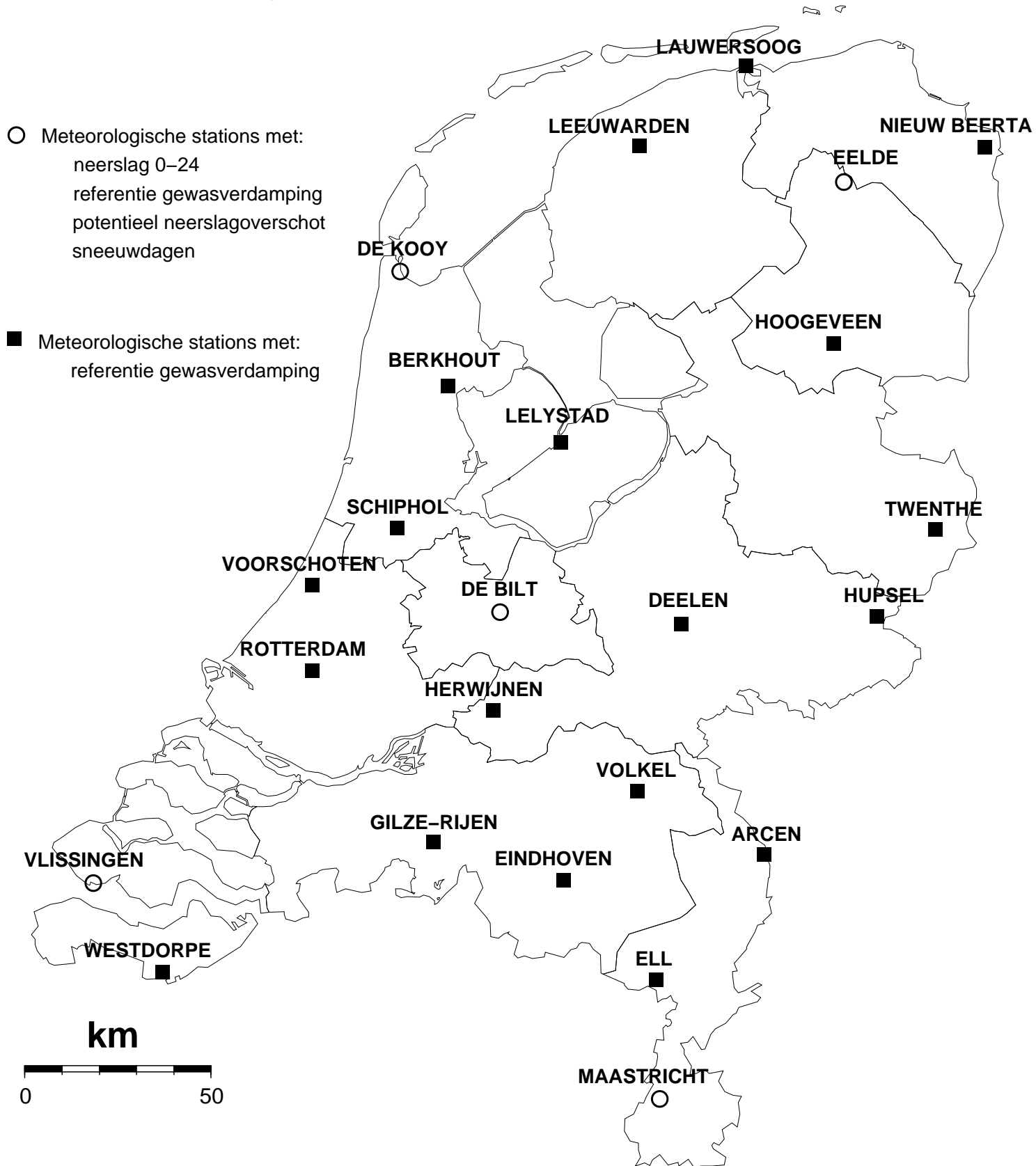
REFERENTIE
GEWASVERDAMPING (MM)DOORLOPEND POTENTIEEL
NEERSLAGOVERSCHOT (MM)

AANTAL SNEEUWDEKDAGEN

NR	391	235	280	260	310	380	NR	235	280	260	310	380	NR	025	161	550	733	973
MND	ARCEN KOOY	DE KOOY	EELDE	DE BILT	VLIS SINGEN	BEEK MND	MND	DE KOOY	EELDE	DE BILT	VLIS SINGEN	BEEK	MND	DE KOOY	EELDE	DE BILT	RIT THEM	BEEK
JAN	7.9	9.8	8.5	9.1	12.1	8.3							JAN	.	.	2	.	7
FEB	17.1	19.2	16.7	17.3	22.2	18.5							FEB
MRT	34.0	36.5	34.3	33.2	35.9	31.7							MRT	.	2	.	1	2
APR	58.1	61.7	60.1	59.8	65.1	59.5	APR	3	2	7	-2	3						
MEI	100.9	96.9	92.5	99.3	104.7	100.6	MEI	-57	-58	-36	-72	-59						
JUN	131.9	130.4	128.2	131.6	135.2	134.2	JUN	-176	-176	-154	-183	-147						
JUL	97.6	107.2	97.0	97.2	109.1	100.2	JUL	-186	-151	-130	-205	-144						
AUG	81.1	89.1	80.4	83.0	93.9	82.6	AUG	-143	-151	-117	-171	-103						
SEP	71.2	67.6	65.3	65.7	69.8	74.7	SEP	-100	-168	-130	-194	-95						
OKT	31.2	28.1	25.8	28.1	35.2	34.6	OKT	63	-52	62	-116	-49						
NOV	11.4	12.0	11.4	12.0	14.2	12.1							NOV	.	2	.	.	.
DEC	5.8	6.3	5.6	6.0	7.8	7.1							DEC	.	3	1	.	1
JAAR	648.2	664.8	625.8	642.3	705.2	664.1												

SNEEUWDEKDAG IS EEN DAG WAAROP
EEN SNEEUWDEK IS GECONSTATEERD OM 08.00 UUR

Kaart met meteorologische stations



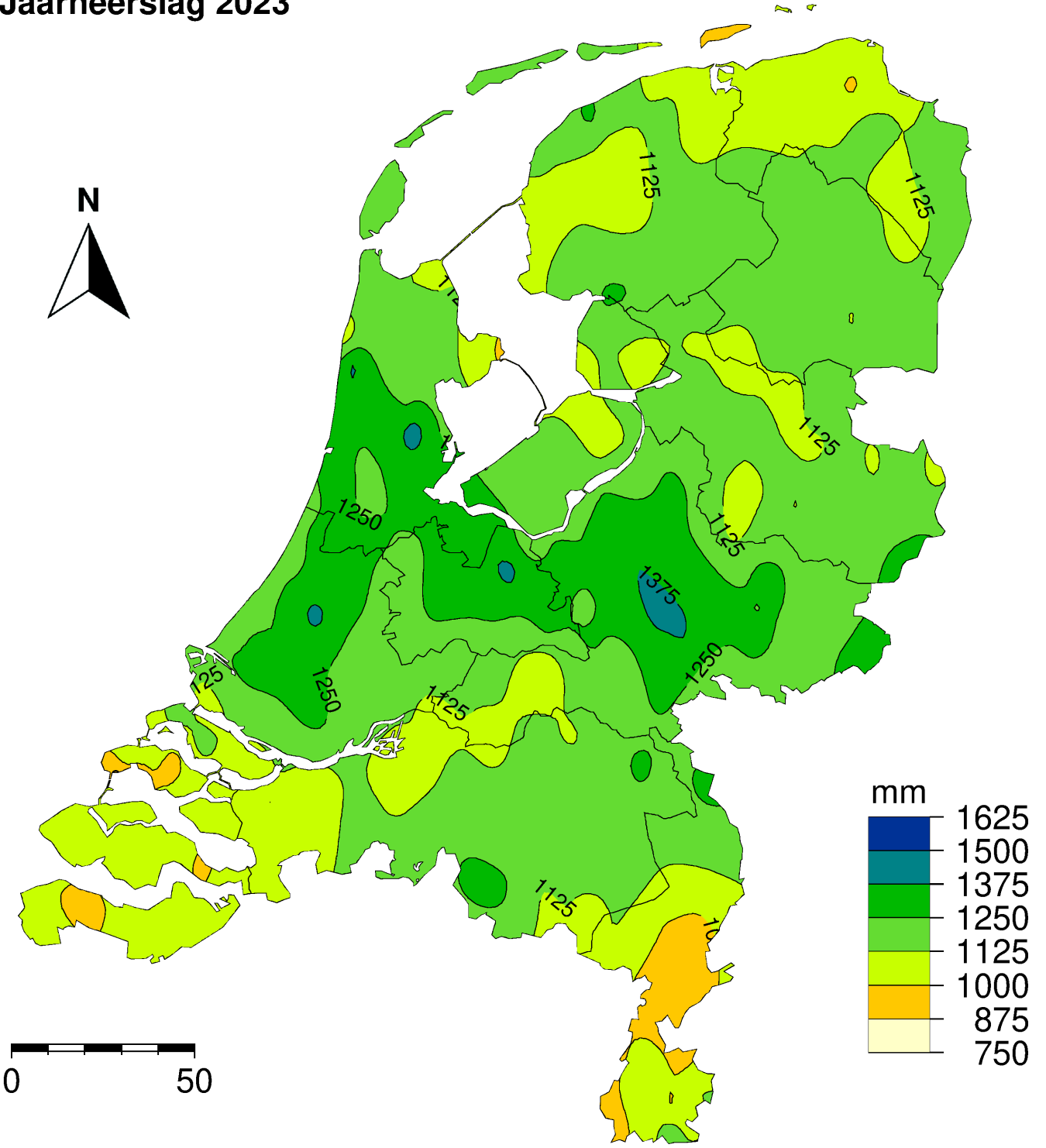


Koninklijk Nederlands
Meteorologisch Instituut
Ministerie van Infrastructuur en Waterstaat

- Neerslagstations
handmatig 08.00 - 08.00 UT



Jaarneerslag 2023





Dit rapport is een uitgave van:

Koninklijk Nederlands Meteorologisch Instituut
Postbus 201 | 3730 AE De Bilt
www.knmi.nl | klimaatdesk@knmi.nl