Koninklijk Nederlands
Meteorologisch Instituut
Ministerie van Verkeer en Waterstaat

Maandoverzicht neerslag en verdamping in Nederland

november 2006

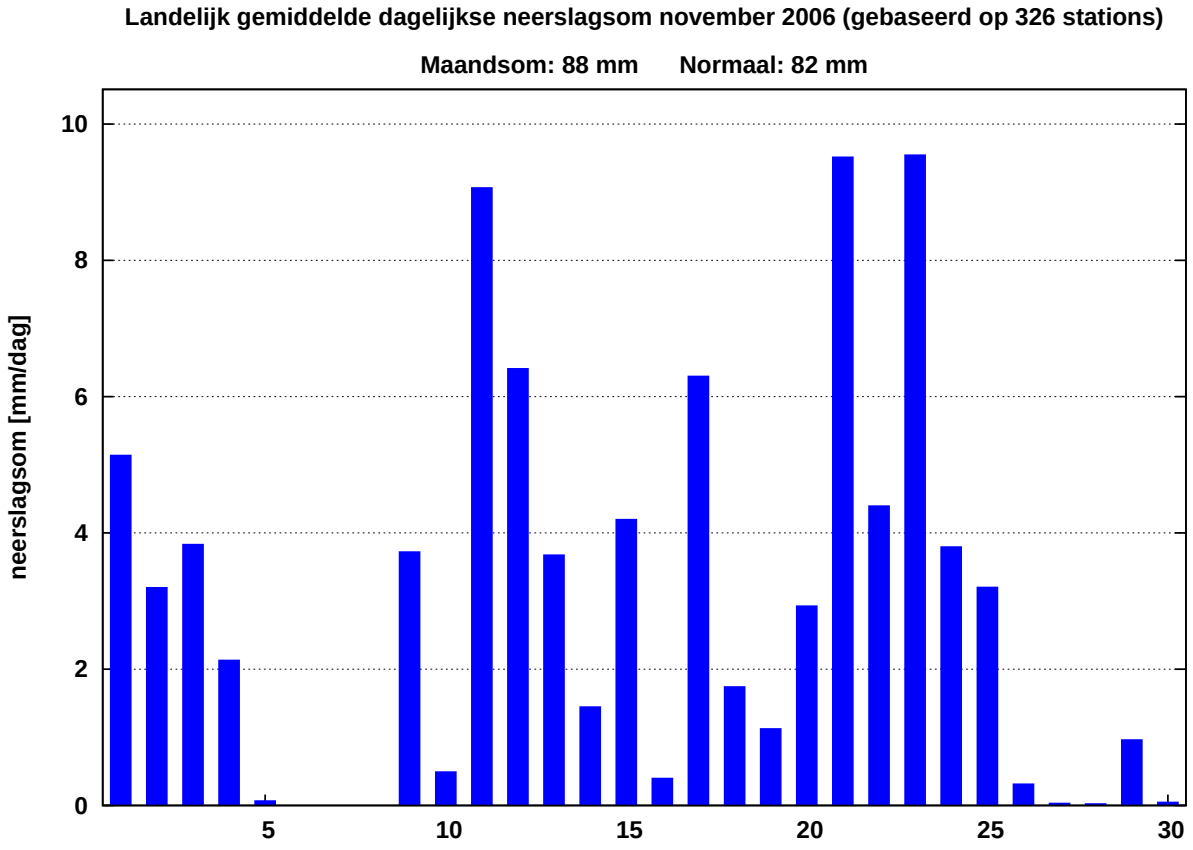

In het Maandoverzicht neerslag en verdamping in Nederland (MONV) zijn dagelijkse gegevens van neerslag, verdamping, potentieel neerslagoverschot en sneeuwdagen opgenomen. Daarnaast worden decade- en maandwaarden vermeld. De metingen worden verricht op ca. 325 KNMI-neerslagstations en 25 KNMI meteorologische stations, alwaar uit metingen van temperatuur en straling de referentie-gewasverdamping wordt berekend. Het MONV is ruim 75 jaar uitgegeven als KNMI-periodiek en wordt sinds 2009 verspreid via internet (http://www.knmi.nl/klimatologie/monv).

KNMI
Klimaatdata en –advies
Postbus 201
3730 AE De Bilt
e-mail: Klimaatdesk@knmi.nl

NOVEMBER 2006

NEERSLAG 8-8 UUR (MM)

DISTRICT 1

NR	10	11	12	15	16	17	18	19	21	22	24	25	26
DAG	HOL LUM	W.TER SCHEL LING	SCHIER MONNIK OOG	OOST VLIE LAND	PETTEN	DEN BURG	NES AME LAND	DE COCKS DORP	CAL LANTS OOG	DE KOOG	VLIE LAND	DE KOOY	FOR MERUM
1	11.4	5.2	4.2	4.2	4.1	4.9	6.3	3.6	5.6	5.0	4.3	5.0	4.0
2	3.5	5.8	1.6	5.3	4.4	4.0	2.3	3.8	5.2	4.3	5.0	5.5	3.9
3	2.3	5.3	11.4	5.3	3.4	4.4	1.8	4.6	3.2	3.8	5.4	4.0	3.9
4	3.8	2.0	4.1	1.5	5.5	3.5	3.2	1.6	7.2	3.0	0.3	4.3	3.1
5	.	.	0.4	.	.	.	0.9	.	.	.	.	.	.
6	.	.	.	.	.	.	.	.	.	.	.	.	.
7	.	.	.	.	.	.	.	.	.	.	.	.	.
8	.	.	.	.	.	.	.	.	.	.	.	.	.
9	1.4	1.4	2.2	1.4	0.9	3.6	3.1	0.9	1.0	2.1	1.0	0.5	1.1
10	0.3	1.6	0.8	2.4	0.2	0.5	1.4	.	0.3	1.0	0.7	0.3	0.6
11	7.5	12.8	5.6	12.3	13.3	12.3	7.6	13.9	11.8	12.8	11.7	10.9	11.5
12	8.0	7.2	7.3	8.3	13.4	7.8	6.2	3.8	11.2	8.0	4.5	7.7	5.4
13	4.2	3.6	1.7	2.9	3.0	6.0	3.8	3.6	4.7	4.9	2.7	3.5	3.0
14	0.4	0.1	0.3	.	.	0.7	0.4	0.1	.	0.1	.	.	.
15	7.1	8.5	5.5	9.2	5.5	6.4	6.1	9.4	6.7	8.6	9.6	5.9	8.1
16	.	0.1	.	.	.	.	.	.	0.1	.	.	.	.
17	5.6	5.1	6.8	5.0	10.7	9.0	5.8	6.5	8.8	8.6	6.1	8.7	4.9
18	0.3	1.9	1.0	3.0*	1.0	1.3	0.6	1.6	1.2	1.5	1.3	1.4	1.1
19	.	1.1	.	1.2	8.1	4.6	.	3.6	6.3	3.4	1.1	5.1	0.6
20	1.5	1.0	1.8	5.2	1.2	2.4	2.0	3.2	1.6	1.8	2.5	1.8	0.7
21	5.1	6.9	5.6	5.1	11.4	7.0	4.8	8.2	7.4	6.3	5.6	6.8	4.3
22	6.8	9.2	2.7	7.3	2.9	5.8	3.4	7.3	1.7	6.7	5.3	6.1	6.2
23	10.3	13.3	9.6	12.4	14.8	13.8	11.9	12.6	12.7	14.0	11.4	12.7	10.0
24	3.1	4.2	4.0	4.7	0.6	1.6	3.5	2.2	1.0	1.0	1.3	0.9	8.1
25	2.4	1.5	2.5	1.9	1.7	1.9	2.0	2.9	1.4	2.3	2.0	2.5	1.6
26	.	.	0.8	.	2.6	.	.	0.1	1.3	.	.	1.1	.
27	.	.	.	.	.	.	.	0.1	0.2	0.2	.	.	0.1
28	.	.	.	.	.	.	.	0.1	.	.	.	.	0.1
29	2.1	1.6	1.5	1.5	2.4	5.6	1.3	4.1	3.8	4.3	1.1	3.7	1.7
30	.	.	.	.	0.1	.	0.1	0.2	.	.	.	.	.
I	22.7	21.3	24.7	20.1	18.5	20.9	19.0	14.5	22.5	19.2	16.7	19.6	16.6
NORM	26.3	28.3	25.3	28.8	29.0	30.3	26.2	30.2	29.9	31.2	27.4	29.3	
II	34.6	41.4	30.0	47.1*	56.2	50.5	32.5	45.7	52.4	49.7	39.5	45.0	35.3
NORM	37.6	39.7	34.5	38.3	35.6	40.9	38.0	40.1	40.7	41.7	38.4	38.7	
III	29.8	36.7	26.7	32.9	36.5	35.7	27.0	37.8	29.5	34.8	26.7	33.8	32.1
NORM	31.1	30.7	31.1	31.6	29.3	31.3	32.5	33.0	30.8	31.9	30.1	28.8	
MND	87.1	99.4	81.4	100.1	111.2	107.1	78.5	98.0	104.4	103.7	82.9	98.4	84.0
NORM	95.0	98.6	90.9	98.7	93.9	102.4	96.6	103.3	101.3	104.8	95.9	96.9	

DISTRICT 2

NR	61	64	65	66	67	68	69
DAG	SKRINS	SNEEK	MAK KUM	HAR LINGEN	DOK KUM	ST ANNA PAR.	APPEL SCHA
1	8.2	10.3	3.4	8.2	6.3	7.3	9.7
2	1.1	3.1	2.0	5.7	3.5	5.5	0.7
3	5.9	3.9	4.7	5.2	4.6	1.2	4.6
4	1.9	3.8	2.5	5.0	4.9	3.0	4.0
5	.	0.1	0.3	.	0.2	0.2	0.1
6	.	.	.	.	.	.	.
7	.	.	.	.	.	.	.
8	.	.	.	.	.	.	.
9	1.4	1.1	1.2	0.8	3.7	3.0	1.0
10	1.3	1.0	0.5	1.1	1.2	2.1	0.5
11	5.4	5.3	4.7	6.8	5.3	6.6	8.8
12	8.9	4.4	2.0	8.5	5.4	6.6	6.2
13	3.4	7.4	2.6	5.0	2.9	3.9	2.2
14	0.1	0.2	0.1	.	0.4	0.1	1.0
15	7.7	6.4	7.6	7.3	8.5	9.3	6.0
16	1.6	1.8	0.1	.	0.2	0.1	0.2
17	10.2	10.5	8.5	7.8	7.5	9.4	5.0
18	0.9	0.8	0.8	1.0	1.1	1.3	0.3
19	.	.	0.2	0.5	0.1	0.1	.
20	2.8	1.3	1.2	1.5	2.8	1.9	1.0
21	5.4	7.7	3.5	3.2	3.6	4.4	9.5
22	11.8	4.3	7.6	11.9	4.5	5.0	1.7
23	11.0	11.2	10.0	7.8	9.7	8.5	6.5
24	3.6	2.2	1.3	3.6	3.7	6.0	5.7
25	2.3	2.5	2.4	1.9	2.4	2.5	3.5
26	.	0.3	0.4	0.4	1.0	0.1	0.2
27	.	0.1	.	.	.	0.2	.
28	0.1	0.1	.	.	0.1	0.2	.
29	2.7	1.6	3.9	3.4	1.7	3.6	0.3
30	0.1	0.1	0.1	.	0.2	0.1	.
I	19.8	23.3	14.6	26.0	24.4	22.3	20.6
NORM		21.8	23.6	24.4	24.6	25.3	22.4
II	41.0	38.1	27.8	38.4	34.2	39.3	30.7
NORM		34.2	34.7	35.8	35.1	37.6	33.8
III	37.0	30.1	29.2	32.2	26.9	30.6	27.4
NORM		29.4	29.8	29.0	33.8	32.3	29.6
MND	97.8	91.5	71.6	96.6	85.5	92.2	78.7
NORM		85.5	88.2	89.2	93.5	95.3	85.9

DISTRICT 2

NR	70	73	75	76	77	78	79	80	81	82	84	85	86	87	89	90	91	166	171	326	338
DAG	OUDE MIRDUM	DRACH TEN	OLDE HOLT PADE	KORN WERDER ZAND	KOLLUM	HER BAYUM	HEEG	STA VOREN	JOURE	GORRE DIJK	EZUMA ZIJL	LEEU WARDEN	NIJ BEETS	BER GUMER DAM	AK KRUM	EERNE WOUDE	TER NAARD	MARUM	AN JUM	FREDE RIKS OORD	GIET HOORN
1	6.2	7.9	15.8	5.3	10.4	4.9	6.5	5.5	12.4	10.2	4.8	7.2	6.2	8.0	6.1	11.8	4.7	7.8	6.4	9.6	6.8
2	1.2	2.3	5.9	4.1	4.6	3.8	3.2	4.4	4.5	4.0	5.7	6.2	4.2	6.5	6.1	3.5	3.0	2.6	5.7	2.6	3.1
3	5.4	4.1	3.5	4.4	6.9	3.9	4.1	4.5	2.6	4.7	7.1	3.3	4.5	4.7	2.7	3.7	4.3	6.0	7.0	4.5	3.8
4	1.4	3.9	2.1	3.6	8.6	2.2	1.2	1.1	1.4	1.4	10.0	2.2	3.0	4.3	2.2	4.5	5.6	5.7	10.3	.	3.8
5	0.1	0.2	0.1	.	0.2	0.1	.	.	0.2	.	0.4	.	0.1	0.3	.	.	0.3	0.1	0.3	.	0.2
6	.	.	0.2	.	.	.	.	.	.	.	.	.	.	.	.	.	.	.	.	.	.
7	.	.	.	.	.	.	.	.	.	0.7	.	.	.	.	.	.	.	.	.	.	.
8	.	.	.	.	.	.	.	.	.	.	.	.	.	.	.	.	.	.	.	0.1	.
9	2.2	2.6	1.4	2.0	2.3	1.3	1.0	0.7	1.7	1.0	3.6	1.8	1.7	2.7	1.1	1.6	2.8	1.8	2.0	2.1	5.6
10	0.4	1.1	0.9	1.7	1.1	0.8	0.7	0.5	0.7	1.0	0.5	1.2	1.2	1.7	1.2	1.1	0.9	0.6	0.9	0.4	0.2
11	6.8	7.4	9.3	6.1	5.7	5.9	6.7	4.6	8.2	7.6	6.7	5.6	6.8	4.2	6.6	6.8	3.8	6.4	5.7	7.4	7.7
12	7.7	5.7	5.6	2.8	5.9	8.3	5.4	6.9	5.6	5.9	5.5	5.3	4.9	4.8	6.0	5.6	10.3	5.3	7.0	5.0	5.2
13	6.5	3.9	2.4	3.1	3.9	4.6	3.2	4.0	2.9	3.4	7.5	3.7	2.5	3.9	4.0	3.0	4.8	2.4	4.2	2.0	3.2
14	0.3	0.1	1.4	.	0.9	0.1	0.8	0.2	0.3	.	0.6	.	0.3	0.5	.	0.2	0.2	.	0.5	0.2	0.2
15	6.2	8.8	6.4	7.7	8.5	6.4	6.6	5.8	5.9	5.2	9.0	7.2	5.5	9.0	6.5	8.8	7.8	5.1	8.4	6.0	2.9
16	2.5	3.6	0.8	0.2	1.9	.	1.4	2.1	0.4	0.8	0.6	0.1	1.5	2.3	2.2	2.0	.	1.5	0.3	0.8	0.7
17	9.1	9.7	4.6	7.3	8.4	8.2	9.4	9.3	8.9	7.2	7.0	8.6	9.4	6.5	7.7	7.0	4.9	4.8	7.2	1.7	3.7
18	0.9	1.3	1.0	0.7	1.8	0.7	0.7	0.9	1.7	1.4	1.3	1.0	1.4	1.3	1.0	1.1	1.3	1.4	1.3	0.3	0.7
19	0.1	.	.	0.8	.	0.3	.	.	0.4	0.1	.	.	.	.	.	.	.	.	.	.	0.1
20	0.6	1.1	0.9	1.2	1.8	1.6	1.5	0.8	1.0	1.5	1.8	1.8	1.5	1.7	2.1	1.9	1.8	1.0	1.8	0.9	1.2
21	7.0	8.9	7.9	2.8	8.0	2.4	8.5	5.7	7.2	7.4	5.6	2.3	8.5	8.2	7.9	8.5	2.3	6.7	4.4	7.1	8.5
22	3.5	3.9	1.5	6.8	7.1	12.0	4.0	5.0	8.1	4.2	4.8	13.7	3.7	10.3	4.2	9.1	4.0	4.4	4.0	0.7	1.8
23	17.5	10.3	13.6	15.1	8.9	9.5	11.3	15.2	13.5	8.5	11.3	12.6	9.7	9.3	9.6	10.0	7.3	5.0	7.5	7.2	9.1
24	1.9	2.8	2.6	0.4	3.7	3.7	4.2	1.4	2.1	3.7	4.8	4.5	3.4	1.9	2.0	2.8	2.7	4.1	3.8	2.8	0.8*
25	3.1	3.9	3.1	1.8	2.6	2.7	2.6	2.4	3.1	3.0	2.9	2.3	3.4	3.1	2.4	3.1	1.7	2.8	2.1	2.8	2.9
26	.	0.6	0.1	0.7	0.9	0.3	0.3	.	.	0.4	0.6	0.2	0.6	0.6	0.6	0.7	0.6	0.3	1.2	0.2	0.2*
27	0.2	.	.	0.2	.	0.1	.	.	.	0.1	.	.	0.1	.	.	.	0.2	.	.	.	.
28	.	.	.	0.3	.	0.2	.	.	.	0.1	0.3	.	0.1	.	.	.	.	.	0.3	.	0.1
29	1.3	2.4	0.7	3.5	1.8	3.2	1.5	1.3	1.8	1.5	1.6	2.1	2.7	3.2	2.1	2.9	1.5	1.0	1.5	0.2	0.1
30	0.2	.	.	.	.	.	.	0.1	.	0.1	0.2	.	0.1	.	.	.	0.2	.	0.2	.	0.3
I	16.9	22.1	29.9	21.1	34.1	17.0	16.7	16.7	23.5	23.0	32.1	21.9	20.9	28.2	19.4	26.2	21.6	24.6	32.6	19.3	23.5
NORM	22.1	22.7	22.4	24.3	23.2		22.6	20.5	22.3	23.0	24.0	22.8	22.3	22.1		21.6	23.5	23.1		20.2	20.6
II	40.7	41.6	32.4	29.9	38.8	36.1	35.7	34.6	35.3	33.1	40.0	33.3	33.8	34.2	36.1	36.4	34.9	27.9	36.4	24.3	25.6
NORM	34.6	35.1	34.2	34.7	35.6		35.1	33.7	32.4	34.7	37.1	34.2	32.1	33.6		31.9	36.7	35.3		32.7	33.6
III	34.7	32.8	29.5	31.6	33.0	34.1	32.4	31.1	35.8	29.0	32.1	37.7	32.3	36.6	28.8	37.1	20.5	24.3	25.0	21.0	23.8*
NORM	28.7	31.7	29.1	28.8	33.5		30.8	26.4	28.0	29.8	33.2	30.8	28.4	31.5		31.1	31.8	31.9		28.4	27.7
MND	92.3	96.5	91.8	82.6	105.9	87.2	84.8	82.4	94.6	85.1	104.2	92.9	87.0	99.0	84.3	99.7	77.0	76.8	94.0	64.6	72.9
NORM	85.5	89.5	85.7	87.8	92.4		88.5	80.5	82.7	87.6	94.3	87.8	82.7	87.2		84.7	91.9	90.3		81.3	81.8

NOVEMBER 2006

NEERSLAG 8-8 UUR (MM)

	DISTRICT 2	DISTRICT 3																		
NR	353	134	135	136	139	140	141	142	143	144	145	147	148	150	151	152	153	154	155	156
DAG	BLOK ZIJL	MIDDEL STUM	WOL TER SUM	EZIN GE	GRO NINGEN	ASSEN	DELF ZIJL	WARF FUM	FINS TER WOLDE	TER APEL	ZOUT KAMP	VEEN DAM	SAPPE MEER	UIT HUI ZEN	ROODE SCHOOL	GIETER VEEN	WIN SCHO TEN	EENRUM	EEXT	VLAGT WEDDE
1	8.5	6.8	7.4	6.1	11.3	9.3	6.5	8.8	17.0	9.7	10.0	7.7	13.4	11.3	12.2	6.4	10.4	9.5	7.1	6.8
2	1.2	7.3	5.1	1.2	4.5	1.1	15.0	4.1	12.4	4.5	4.5	1.6	4.7	2.8	5.9	4.7	11.2	4.0	2.5	10.9
3	2.3	4.6	3.8	5.5	8.0	4.3	11.0	5.5	4.2	8.1	5.9	11.2	3.0	6.6	9.7	4.9	7.9	7.4	3.3	5.0
4	1.4	1.8	0.3	3.3	.	1.4	1.0	2.5	1.1	0.8	1.6	0.2	.	1.0	1.4	0.5	0.6	4.8	1.6	0.6
5	.	0.2	.	.	0.2	0.4	0.4	0.3	0.7	0.1	.	0.4	1.4	0.9	0.6	0.3	0.2	0.3	.	0.5
6	.	.	.	.	.	.	.	0.1	.	.	.	.	0.2	.	0.2	.	.	.	.	.
7	.	.	.	0.1	.	.	.	.	.	.	.	.	.	.	.	.	.	.	.	.
8	.	.	.	.	.	.	.	.	.	.	.	.	.	.	.	.	.	.	.	.
9	6.2	2.4	0.9	2.4	2.7	1.0	3.0	2.6	2.5	1.4	4.0	1.5	2.6	2.5	5.2	1.8	2.3	3.8	1.6	3.5
10	0.3	1.5	0.6	1.1	1.6	0.4	1.5	1.0	1.5	7.1	0.8	1.3	1.9	1.5	1.9	1.4	0.9	2.2	2.5	2.1
11	8.0	5.8	5.7	6.2	6.6	7.6	7.4	6.1	5.4	6.0	6.1	4.5	6.7	6.0	7.9	4.5	6.5	6.4	7.3	5.2
12	6.3	9.4	9.5	5.0	7.5	5.4	11.4	8.1	10.0	7.7	7.0	8.6	8.8	13.7	14.1	6.4	10.7	9.5	3.4	9.3
13	3.0	1.5	2.0	1.5	2.0	3.2	2.3	1.1	2.7	3.0	4.0	0.9	2.4	2.5	2.0	2.2	1.7	2.8	2.5	2.4
14	0.5	0.7	0.4	0.7	0.4	1.0	1.5	1.9	1.3	2.3	0.3	0.4	0.9	1.7	1.1	0.4	0.9	0.5	.	0.5
15	3.4	6.5	6.9	7.2	5.5	5.9	6.3	8.7	4.4	2.8	9.5	3.2	6.0	8.1	7.6	5.3	4.4	9.2	5.8	5.0
16	0.3	4.6	0.3	2.4	0.5	0.7	0.4	2.8	1.1	0.9	2.2	0.6	0.3	1.9	1.7	.	0.3	2.3	0.2	0.1
17	5.4	8.3	4.7	13.4	6.0	3.7	3.5	13.7	3.3	3.5	9.7	1.6	6.4	15.8	14.7	3.5	3.9	11.3	3.9	2.4
18	0.9	0.3	0.4	0.4	0.5	0.6	0.8	0.5	1.5	1.4	0.7	0.7	0.5	0.3	0.4	0.8	1.2	0.5	0.7	1.2
19	.	.	.	0.1	.	.	.	.	0.1	0.3	.	0.2	.	.	.	.	0.1	.	0.1	0.3
20	0.8	0.1	0.2	0.4	0.8	0.3	0.4	0.6	0.5	1.5	1.5	0.2	0.1	0.3	0.4	0.5	0.4	0.8	0.8	0.5
21	7.1	5.1	5.6	7.5	6.6	8.3	4.2	9.5	8.6	8.9	8.3	5.5	5.9	8.3	8.9	8.5	9.3	10.4	9.1	8.1
22	4.5	2.2	2.4	2.3	3.7	1.4	1.5	2.4	1.7	0.8	4.0	1.3	2.3	1.5	1.3	2.4	0.9	2.7	2.0	1.7
23	8.5	4.5	5.6	8.4	5.8	7.3	7.3	4.5	5.6	6.1	7.1	5.9	6.7	4.5	6.1	5.1	5.4	5.5	10.4	6.9
24	2.1	3.4	3.0	2.0	4.3	4.5	2.0	4.7	3.6	8.8	4.4	3.9	4.2	4.5	4.9	4.2	5.3	4.5	1.2	4.7
25	3.9	2.0	2.4	1.5	2.2	3.3	2.5	2.3	2.1	2.1	2.6	2.5	2.3	1.9	2.0	2.1	2.2	3.0	3.1	1.7
26	.	.	.	0.2	.	.	.	0.4	0.2	0.2	0.5	0.1	.	.	0.2	0.2	0.1	0.5	0.1	.
27	0.2	.	.	0.2	.	.	.	.	.	.	.	.	.	0.1	0.1	.	0.1	.	0.1	.
28	.	.	.	.	.	.	0.1	.	.	.	.	.	0.3	0.1	.	.	0.1	0.2	0.1	.
29	0.2	0.5	.	1.3	0.1	.	0.3	0.7	0.1	0.2	1.3	0.1	.	0.7	0.8	.	.	0.9	.	0.1
30	0.2	.	.	.	.	.	.	.	.	0.1	.	.	.	.	.	.	0.1	.	0.1	.
I	19.9	24.6	18.1	19.7	28.3	17.9	38.4	24.9	39.4	31.7	26.8	23.9	27.2	26.6	37.1	20.0	33.5	32.0	18.6	29.4
NORM	20.8				21.1	20.0	18.2	23.2	17.7	16.5	23.3	17.5	19.3	23.8	20.5	17.5	17.2	23.2	19.2	16.5
II	28.6	37.2	30.1	37.3	29.8	28.4	34.0	43.5	30.3	29.4	41.0	20.9	32.1	50.3	49.9	23.6	30.1	43.3	24.7	26.9
NORM	33.0				34.5	31.8	30.7	35.8	29.4	26.3	35.8	29.8	33.8	36.8	32.4	30.0	30.5	35.9	32.2	27.0
III	26.7	17.7	19.0	23.4	22.7	24.8	17.9	24.5	21.9	27.2	28.2	19.3	21.7	21.6	24.3	22.5	23.5	27.7	26.2	23.2
NORM	27.8				29.5	28.6	28.1	31.1	25.9	24.2	29.7	25.8	28.0	32.4	27.4	26.8	26.2	30.6	28.9	26.3
MND	75.2	79.5	67.2	80.4	80.8	71.1	90.3	92.9	91.6	88.3	96.0	64.1	81.0	98.5	111.3	66.1	87.1	103.0	69.5	79.5
NORM	81.5				85.1	80.4	77.1	90.2	73.0	67.1	88.8	73.2	81.1	93.0	80.4	74.2	73.9	89.6	80.4	69.8

	DISTRICT 3										DISTRICT 4									
NR	158	159	160	161	162	163	164	172	323	337	217	221	222	223	224	226	227	228	230	233
DAG	ONNEN	NIEUW BUINEN	VEEN HUI ZEN	EELDE	NIE KERK	RODEN	ZEE RIJP	NIEUW OLDA	LAAG HA LEN	SCHOON LOO	HEILOO	ENK HUI ZEN	HOORN	SCHEL LING WOUDE	EDAM	WIJK A/ZEE	ANNA PAU LOWNA	SCHA GEN	ZAAN DIJK	ZAAN DAM H'BRG
1	9.6	4.8	6.3	7.8	13.5	9.3	10.4	12.0	10.4	6.7	5.9	6.6	4.5	4.6	10.6	2.5	2.4	4.8	3.7	4.2
2	5.6	1.5	1.3	1.1	3.1	1.0	2.6	13.3	1.4	0.4	7.9	7.4	3.0	3.6	4.1	3.8	6.1	5.7	5.4	7.2
3	4.7	4.4	4.9	6.9	5.1	3.7	7.8	7.2	3.8	3.5	2.5	9.9	5.5	2.8	5.6	5.0	4.7	2.6	3.1	3.6
4	1.1	0.5	3.7	1.9	0.5	1.4	0.8	1.5	1.5	1.1	7.3	1.6	1.0	2.2	3.5	7.0	4.5	4.9	6.9	5.3
5	0.2	.	0.3	0.1	0.1	.	0.6	0.4	0.1	0.1	.	.	.	0.1	0.1	.	0.1	0.1	0.1	.
6	.	.	.	.	0.2	.	0.1	.	.	.	.	.	.	.	.	.	.	.	.	.
7	.	.	.	.	0.1	.	.	.	.	.	.	.	.	.	.	.	.	.	.	.
8	.	.	.	.	.	.	.	.	.	.	.	.	.	.	.	.	.	.	.	.
9	2.5	1.2	1.6	2.9	6.9	3.0	4.8	2.2	1.3	2.1	1.1	2.4	2.5	4.2	1.4	0.3	0.7	1.1	1.0	3.3
10	1.7	1.1	0.5	2.6	3.2	2.0	2.0	3.1	0.5	0.2	0.7	0.8	.	0.4	0.3	0.1	0.2	0.2	0.3	1.0
11	7.0	6.3	6.5	7.1	9.7	8.4	6.6	7.4	8.9	8.3	11.0	7.4	7.9	8.8	9.0	12.0	15.7	10.7	10.7	8.8
12	6.6	4.2	6.0	6.4	7.9	9.2	8.9	12.8	5.0	7.5	1.2	7.5	11.5	2.8	5.5	5.3	9.1	10.7	3.2	5.2
13	1.4	2.6	1.6	3.1	2.8	2.7	3.9	2.2	3.4	3.5	4.8	6.6	7.2	8.8	7.3	4.2	4.9	3.1	5.0	6.0
14	0.4	1.2	1.2	0.5	0.7	0.1	0.5	1.4	0.8	0.9	.	0.2	0.1	.	.	.	0.3	0.1	.	.
15	5.2	4.4	4.9	5.2	8.1	6.8	5.8	6.5	4.9	5.0	5.9	4.2	6.5	3.8	2.0	2.8	7.0	5.8	3.2	2.3
16	0.2	0.2	0.6	0.6	2.5	0.7	2.2	1.0	0.3	0.3	2.4	1.1	1.5	0.8	0.3	4.1	.	.	1.5	1.0
17	5.9	3.5	5.2	5.2	10.2	6.6	5.3	2.6	2.4	5.4	13.6	8.3	8.0	11.2	8.6	11.4	10.6	11.4	10.0	11.1
18	0.2	1.8	0.3	0.3	0.5	0.6	0.4	1.0	0.6	0.7	1.9	1.3	2.8	2.8	2.6	0.9	2.6	2.0	2.1	2.5
19	.	.	.	.	.	.	.	.	.	0.1	.	.	.	.	.	.	9.4	4.7	.	.
20	0.1	1.2	1.0	0.4	1.5	0.7	.	.	0.6	0.9	2.5	0.9	2.0	2.4	2.0	4.5	2.1	1.7	2.1	2.5
21	7.0	8.6	6.8	6.3	8.5	8.5	5.4	6.5	10.9	12.2	5.4	6.8	5.8	8.2	5.6	3.5	12.4	18.7	5.5	5.8
22	2.2	3.0	4.0	2.1	3.5	5.0	1.3	3.2	0.8	1.8	1.8	2.9	3.1	11.0	8.2	2.8	2.5	4.6	5.5	7.1
23	7.0	11.0	5.5	6.1	8.5	9.1	4.7	8.0	9.3	10.8	13.6	8.1	8.5	10.5	8.7	13.0	11.2	11.6	13.6	10.5
24	3.6	3.0	3.8	3.8	3.9	1.0	3.9	2.5	1.4	5.5	0.7	1.3	1.2	2.4	1.1	1.5	1.4	1.1	1.2	1.3
25	2.2	1.6	3.3	2.8	4.0	3.0	2.6	3.2	3.3	3.2	4.3	2.2	3.0*	4.7	4.0	4.3	2.7	2.2	3.6	3.0
26	.	0.2	0.2	0.2	0.1	0.2	.	.	0.1	0.2	.	.	.	0.1	0.6	0.1	2.6	1.6	0.3	0.5
27	.	.	.	.	.	0.1	.	.	.	.	0.1	.	.	.	.	.	0.2	.	.	.
28	.	.	.	.	.	0.1	.	0.3	.	.	.	.	.	.	.	.	0.2	.	.	.
29	0.2	0.1	0.2	0.4	2.3	0.3	.	.	.	.	2.8	1.4	2.1	1.1	0.8	1.6	2.0	2.2	1.5	1.2
30	.	.	.	.	.	0.1	.	.	.	.	0.1	.	.	0.1	.	.	0.1	.	0.1	0.1
I	25.4	13.5	18.6	23.3	32.7	20.4	29.1	39.7	19.0	14.1	25.4	28.7	16.5	17.9	25.6	18.7	18.7	19.4	20.5	24.6
NORM	18.8	16.9	22.0	19.9	22.0	22.3	21.9			18.8	26.9	24.9	24.3	28.4	24.9	27.9	27.1	29.4	27.4	28.4
II	27.0	25.4	27.3	28.8	43.9	35.8	33.6	34.9	26.9	32.6	43.3	37.5	47.5	41.4	37.3	45.2	61.7	50.2	37.8	39.4
NORM	30.0	28.7	33.8	31.7	34.5	36.0	33.4			32.3	39.4	34.5	35.5	38.1	38.5	38.7	37.5	39.2	38.5	39.6
III	22.2	27.5	23.8	21.7	30.8	27.4	17.9	23.7	25.8	33.7	28.8	22.7	23.7*	38.1	29.0	26.8	35.3	42.0	31.3	29.5
NORM	26.3	26.1	30.4	27.7	29.8	31.4	29.8			29.2	29.0	29.1	28.4	32.3	28.3	29.8	29.4	29.5	28.2	31.5
MND	74.6	66.4	69.7	73.8	107.4	83.6	80.6	98.3	71.7	80.4	97.5	88.9	87.7	97.4	91.9	90.7	115.7	111.6	89.6	93.5
NORM	75.1	71.7	86.2	79.3	86.3	89.6	85.1			80.3	95.2	88.6	88.1	98.8	91.7	96.3	94.0	98.1	94.1	99.4

NOVEMBER 2006

NEERSLAG 8-8 UUR (MM)

DISTRICT 4

NR	234	235	236	238	239	240	242	249	251	252	255	257	263
DAG	BER GEN	CAS TRICUM	MEDEM BLIK	DE HAUKES	DEN OEVER	KREI LER OORD	PURMER END	HOOG KARS PEL	WEST BEEM STER	KOL HORN	OBDAM	HOOG WOUD	ASSEN DELFT
1	4.8	4.2	7.3	4.0	4.0	6.5	5.5	5.0	6.0	6.4	6.4	4.4	5.3
2	8.7	3.4	4.1	4.0	5.6	4.0	2.4	5.0*	3.3	4.0	4.0	6.5	5.5
3	5.0	3.0*	5.8	1.4	3.8	3.2	5.6	6.0*	4.9	3.2	5.0	2.4	2.9
4	7.8	7.0*	1.5	1.0	3.5	3.2	2.2	1.9	3.2	4.4	4.0	4.2	3.4
5	0.1	.	.	.	.	.	.	.	.	.	.	.	.
6	.	.	.	.	.	.	.	.	.	.	.	.	.
7	.	.	.	.	.	.	.	.	.	.	.	.	.
8	.	.	.	.	.	.	.	.	.	.	.	.	.
9	2.2	0.6	1.4	0.5	0.6	1.1	0.9	3.8	1.7	2.4	3.5	1.2	1.0
10	0.8	0.3	1.3	0.9	0.6	0.6	0.7	0.5	1.0	1.0	0.3	.	1.2
11	11.2	11.5	7.2	11.2	8.6	9.2	9.1	6.8	8.1	10.0	10.3	9.2	11.4
12	4.2	5.0	7.4	9.0	5.9	7.4	5.1	9.0	3.1	9.3	10.3	12.3	4.0
13	7.0	4.5	6.3	5.0	4.2	5.4	6.5	5.4	7.0	4.1	5.6	5.2	4.8
14	0.1	.	.	.	.	0.1	0.1	.	.	0.7	.	.	.
15	4.5	3.6	5.2	7.2	6.2	7.0	3.2	5.0	4.3	6.9	5.4	4.4	3.0
16	0.2	4.0	1.6	.	0.1	.	0.5	2.8	3.8	.	1.2	.	2.4
17	14.6	6.6	9.2	9.8	8.6	12.6	9.8	7.7	8.0	11.1	11.2	13.2	11.5
18	2.3	1.0	1.8	2.4	1.9	1.3	3.2	2.3	2.4	2.2	2.0	1.6	2.2
19	2.4	.	.	4.7	6.0	0.5	.	.	.	2.6	0.1	.	.
20	2.5	3.5	1.0	1.9	1.3	1.2	1.5	2.8	1.9	2.0	1.8	2.1	2.8
21	10.6	5.0	4.2	13.0	6.4	9.1	5.4	6.3	5.7	14.9	5.3	5.8	5.6
22	1.3	3.0*	3.2	4.4	5.7	5.5	7.6	2.6	2.9	3.5	2.2	2.4	5.9
23	12.8	13.5*	8.6	11.0	16.0	13.0	11.6	8.5	9.3	10.7	9.1	9.5	15.2
24	1.0	0.8*	1.6	0.7	0.9	1.0	1.5	1.6	1.7	1.5	1.3	1.5	0.9
25	3.5	4.7	3.0	1.8	1.7	2.2	4.3	3.3	3.5	2.4	2.5	2.4	4.2
26	1.2	.	0.2	1.7	1.5	.	0.7	.	.	1.6	0.9	1.5	.
27	0.3	.	.	.	.	.	0.1	.	.	.	.	.	.
28	0.2	.	.	0.2	.	.	.	0.1	.	.	.	.	.
29	5.2	2.0	2.2	2.1	2.3	2.0	1.6	2.0	1.9	2.1	2.8	3.7	1.4
30	.	.	.	.	.	.	0.2	.	.	.	.	.	.
I	29.4	18.5*	21.4	11.8	18.1	18.6	17.3	22.2*	20.1	21.4	23.2	18.7	19.3
NORM	29.9	30.4	26.2	27.2	27.3	24.1	27.1	23.5	25.8	28.1			
II	49.0	39.7	39.7	51.2	42.8	44.7	39.0	41.8	38.6	48.9	47.9	48.0	42.1
NORM	40.1	42.0	36.3	39.0	36.8	33.5	38.7	33.2	36.6	37.9			
III	36.1	29.0*	23.0	34.9	34.5	32.8	33.0	24.4	25.0	36.7	24.1	26.8	33.2
NORM	30.8	32.3	28.8	30.2	30.5	26.9	29.6	26.5	30.1	28.8			
MND	114.5	87.2	84.1	97.9	95.4	96.1	89.3	88.4	83.7	107.0	95.2	93.5	94.6
NORM	100.9	104.7	91.3	96.3	94.5	84.5	95.5	83.2	92.5	94.8			

DISTRICT 5

NR	256	317	344	348	352	356	359
DAG	MARK EN	MARK NESSE	TOLLE BEEK	EMMEL OORD	NA GELE	KUINRE	LEMMER BUMA
1	5.1	7.6	5.3	5.3	6.5	8.7	6.1
2	0.7	0.9	0.7	1.0	0.9	1.5	1.3
3	5.8	2.0	3.4	4.4	3.0	2.7	3.7
4	2.3	0.7	2.1	1.7	0.6	0.7	2.6
5	.	.	0.2	.	.	0.2	0.2
6	.	.	.	.	.	.	.
7	.	.	.	.	.	.	.
8	.	.	.	.	.	.	.
9	2.7	4.6	2.4	3.4	2.5	3.7	2.6
10	0.7	0.3	0.4	0.7	.	0.2	0.1
11	8.3	8.0	6.1	6.1	9.7	10.0	9.1
12	5.7	6.4	7.6	8.0	4.8	5.9	7.1
13	7.1	2.3	0.8	2.7	3.0	3.7	2.7
14	0.2	0.2	0.9	0.1	0.3	1.2	0.5
15	2.1	3.2	2.7	3.3	3.0	3.9	3.8
16	0.5	0.3	0.3	0.2	0.2	0.5	0.4
17	7.9	5.8	5.8	6.1	8.0	5.4	8.9
18	2.3	1.1	1.0	0.9	0.9	1.1	1.7
19	.	0.1	.	.	.	0.1	.
20	1.3	0.5*	0.4	0.5	0.5	0.7	0.8
21	5.1	5.0	2.4	4.2	6.1	5.3	5.2
22	6.5	4.0	4.0	3.4	2.4	2.9	1.8
23	7.2	7.0	6.7	7.7	7.0	9.9	8.9
24	1.9	1.6	0.3	1.8	2.2	2.2	2.6
25	4.6	2.3	2.5	3.1	2.9	3.1	3.3
26	0.1	0.1	0.2	0.1	.	0.3	0.4
27	.	.	.	.	.	.	.
28	.	.	.	.	.	0.1	.
29	1.5	0.3	1.0	0.4	0.3	0.8	1.1
30	.	.	0.1	.	.	0.1	.
I	17.3	16.1	14.5	16.5	13.5	17.7	16.6
NORM				22.2	20.4	22.2	19.4
II	35.4	27.9*	25.6	27.9	30.4	32.5	35.0
NORM				33.0	31.3	33.6	31.8
III	26.9	20.3	17.2	20.7	20.9	24.7	23.3
NORM				28.6	27.2	28.3	26.3
MND	79.6	64.3	57.3	65.1	64.8	74.9	74.9
NORM				83.7	78.9	84.1	77.6

DISTRICT 5

NR	364	365	366	367	369	371	372	516
DAG	DRON TEN	SWIF TER BANT	BID DING HUIZEN	O.VAAR DERS DIEP	LELY STAD	ZEE WOLDE	ZEE WOLDE SW	HARDER WIJK
1	6.6	5.0	4.0*	5.5	3.4	7.5	5.5	7.0
2	0.2	7.7	2.5	0.4	4.8	1.8	2.1	4.4
3	2.9	5.1	5.9	5.0	5.0	3.6	2.5	5.0
4	2.2	1.4	1.6	1.5	0.7	1.6	1.6	0.7
5	0.1	.	0.2	.	.	0.2	.	.
6	.	.	.	.	.	.	.	.
7	.	.	.	.	.	.	.	.
8	.	.	.	.	.	.	.	.
9	1.6	1.4	3.0	4.6	3.0	4.5	7.4	4.0
10	0.3	1.5	0.9	0.3	0.3	0.1	0.3	0.4
11	7.8	6.5	7.5	7.7	6.0	6.9	5.3	5.9
12	6.7	6.1	17.3	3.3	5.3	8.7	4.3	3.7
13	2.5	5.9	3.8	7.3	2.8	1.7	3.5	2.0
14	0.7	0.5	1.5	0.3	0.3	1.9	0.9	0.8
15	3.6	2.7	5.9	4.3	4.0	6.8	6.8	5.4
16	0.7	0.3	1.0	0.3	.	0.8*	0.5	1.1
17	3.6	5.9	4.0	8.0	5.5	9.4	4.5	3.9
18	1.6	0.8	1.2	1.7	1.0	1.4	1.9	1.1
19	.	.	.	.	.	.	.	.
20	0.8	0.6	0.2	0.8	0.2	1.0	1.1	1.3
21	8.6	6.1	11.2	9.0	5.7	7.4	9.4	9.0
22	3.4	6.0	5.5	8.1	4.3	7.3	10.0	6.5
23	8.8	7.5	10.0	9.8	7.8	8.9	9.1	8.5
24	2.9	1.8	0.9	2.1	2.2	3.9	2.9	5.5
25	3.4	2.3	3.5*	5.6	3.4	5.0	4.5	4.1
26	0.5	.	.	.	.	.	0.3	.
27	.	.	.	.	.	.	.	.
28	.	.	.	.	.	.	.	.
29	0.4	0.4	0.5	0.5	0.1	0.1	0.1	0.5
30	0.1	.	.	.	.	.	0.1	.
I	13.9	22.1	18.1*	17.3	17.2	19.3	19.4	21.5
NORM	20.8	21.3	20.6	24.0				22.7
II	28.0	29.3	42.4	33.7	25.1	38.6*	28.8	25.2
NORM	30.2	31.0	30.8	33.4				30.3
III	28.1	24.1	31.6*	35.1	23.5	32.6	36.4	34.1
NORM	27.2	26.4	25.3	27.8				24.5
MND	70.0	75.5	92.1	86.1	65.8	90.5	84.6	80.8
NORM	78.2	78.8	76.7	85.2				77.5

DISTRICT 6

NR	298	327	330	331	332	333	335	339	340	341	342	343
DAG	STEEN WIJKS MOER	DWIN GE LOO	ZWOLLE	DENE KAMP	HOOGE VEEN	EMMEN	IJSSEL MUIDEN	RHEE ZER VEEN	HEINO	ZWEE LOO	VILS TEREN	SCHOO NEBEEK
1	6.5	15.1	5.1	12.7	8.2	11.1	5.8	7.8	6.2	8.8	6.3	5.3
2	1.0	0.8	1.6	1.4	0.3	4.2	0.3	.	1.4	1.3	1.0	1.6
3	1.0	4.2	3.0	0.3	3.7	2.2	2.4	1.9	2.5	2.2	1.8	1.3
4	1.5	2.1	2.7	0.8	1.4	1.7	0.4	5.5	1.3	0.7	.	1.0
5	.	0.4	.	.	.	0.5	.	0.2	.	.	.	.
6	.	.	.	.	.	.	.	.	.	.	.	.
7	.	.	.	.	.	.	.	.	.	.	.	.
8	.	.	.	0.3	.	.	.	.	.	.	.	.
9	2.1	2.4	1.4	1.8	2.8	1.4	2.3	1.3	2.0	1.5	2.1	2.2
10	1.2	0.8	0.1	.	0.5	.	0.3	1.1	0.2	0.4	0.5	.
11	8.5	9.2	8.0	8.2	9.2	7.6	7.8	10.5	8.3	7.4	9.5	8.3
12	7.3	8.4	7.4	6.7	6.6	5.6	6.1	7.8	10.5	5.8	9.4	3.3
13	1.3	1.5	0.6	1.6	1.4	2.2	2.1	2.5	0.7	3.3	2.5	1.2
14	0.7	2.7	0.9	1.1	2.3	3.6	.	0.2	0.7	2.3	0.6	3.1
15	3.3	4.2	3.8	1.2	3.6	3.0	3.5	4.0	4.4	2.4	4.0	3.8
16	0.1	0.7	0.8	.	0.4	0.7	0.4	0.5	0.3	0.3	0.7	0.1
17	4.0	2.2	2.1	10.7	1.9	4.4	2.7	2.9	1.9	3.4	2.3	3.4
18	0.6	0.5	1.5	0.7	0.7	1.8	1.4	0.8	0.2	1.5	0.6	1.6
19	0.4	.	.	.	.	.	.	0.2	.	.	0.1	.
20	2.8	0.8	2.4	4.6	1.6	2.3	0.8	6.2	3.0	0.9	3.4	3.8
21	9.1	11.2	16.1	9.5	12.6	9.1	10.7	12.9	11.3	10.4	12.2	7.5
22	1.2	3.1	5.8	2.7	2.7	1.0	2.5	5.2	4.9	2.6	7.8	0.7
23	6.9	7.9	6.6	5.2	7.1	7.6	8.7	7.5	6.7	5.8	7.4	6.7
24	3.4	5.4	9.0	5.6	5.4	8.1	2.2	10.6	8.6	7.5	12.0	6.2
25	2.3	3.8	4.1	1.7	3.1	2.1	2.8	3.0	2.6	2.3	3.0	2.4
26	0.1	0.4	0.4	.	0.5	0.2	.	.	0.4	0.3	0.3	0.2
27	.	.	.	.	.	.	.	0.2	.	.	.	.
28	.	.	.	.	.	.	.	0.1	0.1	.	.	.
29	.	.	0.1	.	.	0.1	0.1	0.1	.	.	.	.
30	.	.	.	.	.	.	.	0.1	.	.	.	.
I	13.3	25.8	13.9	17.3	16.9	21.1	11.5	17.8	13.6	14.9	11.7	11.4
NORM		20.3	19.4	17.1	21.8	19.1	19.3	18.2	17.9	19.2	18.8	17.7
II	29.0	30.2	27.5	34.8	27.7	31.2	24.8	35.6	30.0	27.3	33.1	28.6
NORM		33.2	30.5	30.4	32.4	29.4	29.8	30.7	29.6	30.0	32.2	27.0
III	23.0	31.8	42.1	24.7	31.4	28.2	27.0	39.7	34.6	28.9	42.7	23.7
NORM		29.0	28.5	23.0	27.2	25.2	27.8	26.1	24.2	25.5	26.5	23.6
MND	65.3	87.8	83.5	76.8	76.0	80.5	63.3	93.1	78.2	71.1	87.5	63.7
NORM		82.6	78.4	70.5	81.4	73.7	76.9	75.0	71.7	74.7	77.5	68.4

NOVEMBER 2006

NEERSLAG 8-8 UUR (MM)

DISTRICT 6

NR	345	349	354	358	361	362	664	665	668	670	672	675	681	687
DAG	VROOMS HOOP	KLA ZIENA VEEN	DE DEMS VAART	ROU VEEN	TUB BERGEN	RUINER WOLD	AL MELO	EN SCHEDE	HENGE LO (OV)	TWEN THE	HELLEN DOORN	WEER SELO	LET TELE	HOL TEN
1	6.4	13.0	11.2	12.8	13.0	8.3	7.9	10.8	6.9	9.6	7.8	6.8	6.1	5.9
2	1.7	5.1	2.5	2.3	0.3	2.1	1.4	0.4	0.8	0.5	2.0	0.7	0.4	1.3
3	1.4	4.6	3.1	4.5	.	3.2	0.3	0.7	0.2	0.5	2.7	0.4	0.7	1.6
4	3.5	0.4	1.9	1.0	3.5	.	2.5	4.0	4.5	3.4	0.5	2.9	0.7	0.3
5	0.1	1.2	.	0.1	.	.	.	0.2	.	0.1	.	.	.	.
6	.	.	.	.	.	.	.	.	.	.	.	.	.	.
7	.	.	.	.	.	.	.	.	.	.	.	.	.	.
8	.	.	.	.	.	.	.	.	.	.	.	.	.	.
9	1.1	1.2	1.9	2.0	1.3	3.5	2.8	6.3	7.4	9.0	3.0	2.4	8.0	7.6
10	0.8	.	0.8	0.8	.	.	.	0.6	.	0.2	.	0.5	0.8	.
11	9.9	8.0	9.8	9.5	11.7	9.2	11.4	9.8	9.6	9.9	11.5	7.3	9.0	9.9
12	7.3	5.7	6.2	6.8	6.5	5.2	8.7	6.8	7.2	8.6	9.8	6.3	13.0	9.8
13	2.3	3.5	1.2	4.4	2.7	2.5	2.0	4.9	3.0	2.7	1.9	2.0	1.3	1.2
14	0.6	2.2	0.9	0.5	0.6	.	2.3	3.6	3.3	2.2	1.4	1.2	1.6	1.9
15	3.7	3.5	3.8	3.4	3.4	4.0	2.4	2.5	2.0	2.8	3.5	1.9	2.8	2.8
16	0.8	.	0.4	0.6	.	0.5	0.2	0.2	0.2	0.3	0.7	.	0.4	0.2
17	3.7	3.3	1.8	1.8	10.4	2.0	3.8	6.3	4.8	5.3	3.5	6.5	3.6	3.4
18	0.9	2.1	0.7	1.1	0.2	1.2	3.5	3.0	5.2	4.0	1.0	3.1	1.8	3.2
19	.	0.1	.	0.1	.	.	0.2	0.6	0.2	0.2	0.1	.	0.3	0.2
20	6.0	4.5	3.0	1.8	5.5	1.0	8.2	6.4	5.3	5.8	7.8	5.4	5.2	6.1
21	11.2	7.6	12.7	11.3	10.0	11.5	10.6	12.4	13.0	12.7	12.5	10.1	12.5	12.3
22	4.0	1.0	4.0	1.5	5.4	2.4	9.7	1.8	1.1	3.0	4.4	2.5	2.3	3.2
23	5.9	8.8	6.0	8.6	5.3	9.7	5.0	4.9	5.5	6.8	7.0	5.5	7.9	6.1
24	4.0	3.5	7.9	3.8	5.0	1.7	5.3	6.0	8.0	6.5	4.1	6.3	5.3	4.9
25	2.9	2.0	3.1	3.9	3.3	1.7	2.8	1.7	1.7	2.3	3.6	2.2	2.0	3.3
26	0.6	0.2	0.4	0.4	.	0.2	0.3	.	.	.	0.5	0.1	.	0.2
27	.	.	.	0.1	.	.	.	.	.	.	.	.	.	.
28	.	.	.	.	.	.	.	.	.	.	0.2	.	.	.
29	0.2	0.2	.	0.3	.	.	0.3	1.1	0.7	0.9	.	0.7	0.2	.
30	0.2	0.3	.	0.1	.	.	.	.	.	0.2	.	0.1	0.1	.
I	15.0	25.5	21.4	23.5	18.1	17.1	14.9	23.0	19.8	23.3	16.0	13.7	16.7	16.7
NORM	17.4	16.5	20.0	18.9	18.3		18.9	19.1	18.1	17.8	18.4	17.9	19.0	
II	35.2	32.9	27.8	30.0	41.0	25.6	42.7	44.1	40.8	41.8	41.2	33.7	39.0	38.7
NORM	29.3	24.8	29.9	30.3	30.4		31.4	30.2	31.4	29.9	30.8	31.0	29.9	
III	29.0	23.6	34.1	30.0	29.0	27.2	34.0	27.9	30.0	32.4	32.3	27.5	30.3	30.0
NORM	24.6	22.2	25.9	26.3	24.6		24.7	22.3	23.2	22.1	25.6	23.0	24.4	
MND	79.2	82.0	83.3	83.5	88.1	69.9	91.6	95.0	90.6	97.5	89.5	74.9	86.0	85.4
NORM	71.3	63.4	75.7	75.6	73.3		75.0	71.6	72.7	69.8	74.8	71.9	73.3	

DISTRICT 7

NR	225	229	426	435	437	438
DAG	OVER VEEN	ZAND VOORT	ZOE TER MEER	HEEM STEDE	LIJN DEN	HOOFD DORP
1	4.6	4.3	3.2	7.2	4.8	3.6
2	4.7	2.4	3.2	5.6	3.1	3.2
3	10.8	10.5	5.5	7.8	2.5	6.1
4	3.2	6.8	5.0*	5.0	6.0	4.5
5	0.1	.	.	0.2	0.2	.
6	.	.	.	.	.	.
7	.	.	.	.	.	.
8	.	.	.	.	.	.
9	0.5	0.6	1.8	1.4	2.8	2.6
10	0.6	0.6	0.1	0.3	0.6	0.4
11	8.3	6.8	14.4	7.9	9.2	7.6
12	5.7	8.8	6.2	6.7	7.5	10.7
13	3.2	3.8	4.6	4.2	6.7	4.8
14	.	.	0.4	0.3	.	0.4
15	3.0	2.5	5.1	3.2	3.7	5.4
16	1.3	0.3	.	1.3	1.1	0.5
17	11.5	8.7	10.3	11.0	11.2	11.6
18	1.8	0.9	2.4	2.2	2.4	1.9
19	.	.	0.1	0.2	.	.
20	5.5	5.0	4.4	2.5	2.2	2.1
21	2.1	3.1	9.2	7.0	7.6	7.1
22	6.7	7.3	6.5	8.8	9.5	8.3
23	12.2	10.8	11.4	11.4	10.3	12.4
24	0.8	0.2	2.9	0.7	2.3	1.2
25	5.1	4.7	5.0	4.5	4.1	4.8
26	.	.	0.6	0.3	0.6	0.6
27	.	.	.	0.2	0.2	.
28	.	.	.	0.2	.	.
29	1.4	1.0	1.0	1.2	1.1	1.0
30	.	0.1	.	0.3	.	.
I	24.5	25.2	18.8*	27.5	20.0	20.4
NORM	28.3	27.6		28.2	28.8	28.5
II	40.3	36.8	47.9	39.5	44.0	45.0
NORM	40.2	38.9		37.7	38.4	39.1
III	28.3	27.2	36.6	34.6	35.7	35.4
NORM	31.8	28.3		31.0	30.5	32.6
MND	93.1	89.2	103.3	101.6	99.7	100.8
NORM	100.3	94.8		96.9	97.7	100.2

DISTRICT 7

NR	439	440	441	442	443	444	449	450	451	453	454	455	456	458	461	463	464	467	469	470	473
DAG	ROELOF ARENDS VEEN	SCHE VE NINGEN	AM STER DAM	BOS KOOP	GOUDA	KAT WIJK	DELFT	NU MANS DORP	IJSSEL MONDE	BERG SCHEN HOEK	LISSE	STRIJ EN	OOST VOORNE	AALS MEER	BAREN DRECHT	N.HEL VOET	BRIEL LE	POORTU GAAL	LEIDEN	ZEG VELD	R'DAM WH
1	3.5	1.5	4.2	5.8	2.9	1.2	1.6	4.2	2.1	3.2	4.5	1.9	6.3	5.3	3.5	3.2	3.6	6.6	2.7	2.5	2.5
2	1.9	8.7	3.5	2.1	2.1	6.0	8.6	5.2	4.2	5.0	1.7	2.9	7.7	3.6	3.8	5.6	9.4	4.6	4.1	3.6	4.6
3	7.5	6.7	5.3	8.6	9.3	4.9	7.6	3.9	7.0	7.9	11.6	6.7	4.1	2.9	7.8	4.6	8.7	8.2	6.1	2.3	7.0
4	7.9	6.0	3.4	6.2	4.0	6.9	2.7	1.8	3.9	6.1	9.7	2.6	4.2	5.2	4.0	5.1	2.9	4.7	8.6	3.6	2.8
5	0.1	.	0.4	0.1	0.1	.	0.1	.	.	.	.	.	0.1	0.1	.	.	.	0.1	.	.	.
6	.	.	.	.	.	.	.	.	.	.	0.1	.	.	.	.	.	.	.	.	.	.
7	.	.	.	.	.	.	.	.	.	.	.	.	.	.	.	.	.	.	.	.	.
8	.	.	.	.	.	.	.	.	.	.	.	.	.	.	.	.	.	.	.	.	.
9	1.1	1.0	3.4	2.7	4.5	0.6	1.3	8.3	3.5	1.9	1.2	5.0	1.0	2.5	5.4	4.8	1.4	4.1	2.2	4.0	2.1
10	0.5	0.7	0.5	0.5	0.7	0.2	0.8	0.2	0.2	0.1	0.7	.	.	0.2	0.2	.	0.2	0.2	.	0.5	0.3
11	10.2	10.4	9.0	11.4	9.7	9.5	13.8	11.1	12.9	14.4	7.6	10.3	11.6	7.8	12.3	11.1	11.5	13.2	10.6	9.7	15.2
12	17.8	4.9	4.2	6.5	5.5	6.9	6.0	2.9	5.5	5.2	19.7	5.3	4.5	11.7	7.0	2.6	5.9	6.1	3.9	14.4	6.5
13	5.5	4.8	6.7	6.6	4.4	4.1	7.0	5.3	5.8	6.4	4.0	6.3	3.0	5.2	6.1	4.1	3.7	6.7	5.9	7.2	7.8
14	0.2	.	0.2	0.8	1.0	0.1	0.3	.	0.9	0.2	0.2	2.1	1.3	0.3	0.5	1.4	1.1	0.3	.	0.6	0.4
15	6.0	4.3	3.5	3.7	4.8	6.5	5.0	4.9	6.5	5.6	6.5	4.4	4.4	6.5	4.9	3.9	4.9	4.6	5.4	4.0	4.3
16	0.4	1.3	0.2	0.3	0.1	1.5	.	.	.	.	1.5	.	0.1	.	.	.	0.2	0.1	.	0.3	.
17	10.7	9.1	11.8	8.0	8.0	9.5	9.3	6.8	8.2	8.2	10.9	6.0	9.7	10.8	7.3	9.2	9.3	5.8	11.5	7.0	7.1
18	1.7	2.5	2.9	2.1	2.3	2.5	1.9	2.0*	2.8	2.4	2.2	2.0	2.1	1.9	2.4	2.2	2.3	3.5	2.3	2.7	3.6
19	.	.	.	0.1	0.1	.	0.3	0.6	.	0.2	.	0.7	0.3	0.1	0.4	.	0.2	0.2	.	.	0.1
20	1.6	4.0	3.1	4.0	4.5	3.3	7.9	3.0	3.4	4.2	3.0	2.6	3.3	1.9	2.5	2.1	3.5	2.3	3.0	1.5	4.8
21	9.1	11.2	8.6	10.0	12.1	9.3	10.5	7.2	10.4	8.1	8.2	6.6	9.1	6.9	9.5	6.2	6.0	9.1	10.0	10.2	10.9
22	5.7	3.2	10.3	6.0	6.2	3.8	5.1	6.0	5.9	5.2	4.8	4.9	2.3	7.3	6.9	4.1	4.7	4.1	6.8	9.4	5.1
23	12.3	9.5	11.5	10.5	12.5	9.3	11.2	10.8	10.9	11.0	10.5	6.9	12.1	10.6	11.4	11.1	11.2	10.2	12.1	10.5	12.1
24	1.7	3.4	1.6	3.1	6.8	1.0	2.9	1.1	1.7	5.1	0.9	1.4	5.3	0.3	0.9	2.1	6.5	1.2	2.6	2.0	1.6
25	4.8	5.0	4.2	4.3	4.5	5.3	4.6	4.9	4.0	4.2	4.4	4.4	4.0	4.4	4.3	4.8	5.0	3.7	4.8	4.7	3.9
26	0.6	0.4	0.2	0.2	.	0.5	1.4	.	0.5	.	0.2	0.1	0.5	0.2	0.1	0.9	0.8	0.4	1.1	.	0.6
27	.	.	.	.	.	.	.	.	.	0.1	0.4	.	0.2	.	.	.	0.2	0.2	.	.	.
28	0.2	.	.	0.1	0.1	.	.	.	.	.	0.2	.	0.2	.	.	.	.	0.1	.	.	.
29	0.4	1.4	1.3	0.8	0.9	1.2	0.8	0.7	0.9	0.5	1.1	0.7	1.0*	0.5	0.8	0.9	1.1	0.8	1.2	1.1	0.5
30	.	0.2	.	0.1	0.1	0.2	.	0.1	.	.	0.1	0.3	.	.	0.2	.	0.2	0.2	.	.	.
I	22.5	24.6	20.7	26.0	23.6	19.8	22.7	23.6	20.9	24.2	29.5	19.1	23.4	19.8	24.7	23.3	26.2	28.5	23.7	16.5	19.3
NORM	27.3	28.1	28.0	27.0	26.2	27.8	28.0	23.4	28.2	29.3	28.8	23.6	26.8	27.2	28.4	26.6	28.7	28.1	27.7	25.2	27.2
II	54.1	41.3	41.6	43.5	40.4	43.9	51.5	36.6*	46.0	46.8	55.6	39.7	40.3	46.2	43.4	36.6	42.6	42.8	42.6	47.4	49.8
NORM	37.1	38.5	37.4	36.5	33.8	38.9	38.2	33.3	37.7	36.2	36.6	32.5	37.6	36.4	38.8	34.3	37.4	37.4	37.0	34.0	37.9
III	34.8	34.3	37.7	35.1	43.2	30.6	36.5	30.8	34.3	34.2	30.8	25.3	34.7*	30.2	34.1	30.1	35.7	30.0	38.6	37.9	34.7
NORM	28.7	31.8	31.2	28.2	25.7	30.8	29.8	27.2	30.3	29.2	29.6	26.9	30.0	29.9	30.2	28.2	29.1	29.2	30.3	25.6	29.5
MND	111.4	100.2	100.0	104.6	107.2	94.3	110.7	91.0	101.2	105.2	115.9	84.1	98.4	96.2	102.2	90.0	104.5	101.3	104.9	101.8	103.8
NORM	93.1	98.4	96.6	91.6	85.7	97.6	96.0	83.9	96.2	94.7	94.9	82.9	94.4	93.5	97.4	89.2	95.3	94.7	95.1	84.8	94.6

NOVEMBER 2006

NEERSLAG 8-8 UUR (MM)

DISTRICT 7

NR	474	477	479	480	481	482	548	559	561	563	572
DAG	VALKEN BURG VK	H.VAN H'LAND M'PAD	MAAS LAND	HON SELERS DIJK	VOOR SCHO TEN	HENDRI IDO AM BACHT	LOENEN A/D VECHT	VLEU TEN	BEN SCHOP	WEESP	AB COUDE
1	3.2	1.9	3.0	2.8	5.4	3.4	7.0	3.2	2.3	4.2	11.8
2	3.6	4.4	6.1	6.0	6.6	2.5	2.1	3.3	2.5	2.4	4.9
3	5.8	8.2	7.6	4.5	7.5	6.1	3.6	1.4	3.0	3.9	4.4
4	5.4	2.8	4.3	2.6	5.6	1.2	1.3	0.7	0.8	2.1	1.7
5	.	.	.	.	.	.	.	.	.	0.1	0.1
6	.	.	.	.	.	0.1	.	.	.	.	.
7	.	.	0.1	.	.	.	.	.	.	.	.
8	.	.	.	.	.	.	.	.	.	.	.
9	1.1	0.8	1.8	1.8	2.0	6.2	5.8	4.0	4.2	6.6	3.7
10	.	.	.	0.2	0.2	0.5	0.8	0.6	0.6	0.5	0.8*
11	11.6	13.8	13.3	11.8	10.1	11.6	7.4	10.0	9.9	8.0	9.4
12	7.0	10.3	6.3	4.8	4.2	6.9	11.6	11.6	10.2	5.2	8.7
13	5.6	3.1	4.8	4.7	3.8	5.0	6.9	4.5	2.7	7.4	7.5
14	.	.	0.5	0.3	0.1	1.1	0.9	1.0	1.2	0.6	0.9
15	6.8	4.0	4.1	3.8	4.8	5.1	5.3	4.6	3.8	7.3	7.3
16	0.1	.	.	.	.	0.2	0.5	0.2	.	0.4	0.3
17	10.1	9.0	9.4	9.0*	9.9	8.1	5.4	5.6	4.9	8.1	10.4
18	2.2	2.3	2.4	2.6	2.7	2.2	2.8	2.0	1.9	2.5	2.7
19	0.1	.	.	.	.	0.7	.	0.1	0.2	.	0.1
20	3.6	3.4	3.0	2.7	2.7	4.2	1.6	1.9	4.2	1.4	1.7
21	9.1	9.4	10.6	8.5	11.2	6.5	8.9	9.3	10.0	7.0	8.8
22	7.5	1.8	4.0	1.9	7.3	7.6	6.2	5.7	4.1	8.9	8.3
23	12.1	12.0	11.4	6.7	10.4	10.8	9.4	13.7	11.1	9.1	10.8
24	1.4	1.9	3.1	2.7	1.9	2.2	2.1	5.8	0.8	1.7	1.8
25	5.4	4.5	5.3	3.1	5.0	4.0	4.5	4.5	4.2	4.6	5.5
26	0.5	.	0.8	0.4	0.7	0.1	.	.	.	0.3	0.1
27	.	.	.	.	0.1	.	.	.	.	.	0.2
28	.	.	.	.	.	.	.	.	.	.	0.3
29	1.1	0.9	1.1	0.7	1.4	0.5	0.4	0.2	0.3	0.7	1.4
30	.	.	.	.	0.1	.	.	.	0.1	0.1	0.2
I	19.1	18.1	22.9	17.9	27.3	20.0	20.6	13.2	13.4	19.8	27.4*
NORM	27.2						24.8	24.7	24.7	24.1	25.7
II	47.1	45.9	43.8	39.7*	38.3	45.1	42.4	41.5	39.0	40.9	49.0
NORM	36.0						34.3	32.5	32.7	33.9	34.4
III	37.1	30.5	36.3	24.0	38.1	31.7	31.5	39.2	30.6	32.4	37.4
NORM	29.6						28.1	25.1	24.2	27.2	28.2
MND	103.3	94.5	103.0	81.6	103.7	96.8	94.5	93.9	83.0	93.1	113.8
NORM	92.8						87.3	82.3	81.6	85.2	88.3

DISTRICT 8

NR	328	329	336	350	509	510	514	523	541
DAG	HEERDE	WAPEN VELD	OLDE BROEK	ELBURG	DOORN	VAAS SEN	EPE	WIJK B/DUUR STEDE	ARNHEM
1	7.2	4.4	8.0	2.2	7.9	12.5	6.2	2.0	6.1
2	0.3	1.4	0.7	0.5	1.1	0.3	0.4	4.7	1.3
3	1.6	0.6	5.2	2.9	3.8	4.0	2.0	2.1	3.3
4	0.3	1.3	1.9	1.2	0.3	1.4	2.4	.	.
5	.	.	.	.	.	0.1	0.1	.	0.2
6	.	.	.	.	.	.	.	.	0.1
7	.	.	.	.	.	.	.	.	.
8	.	.	.	.	.	.	.	.	.
9	3.4	2.3	3.7	3.5	7.9	8.1	6.1	6.1	6.6
10	.	0.4	0.5	0.6	0.6	0.2	0.2	0.2	.
11	7.5	9.7	8.7	8.7	11.6	8.9	9.0	11.5	13.4
12	11.2	9.0	12.9	14.3	13.4	7.3	12.8	18.5	10.3
13	2.0	0.8	4.5	4.8	6.1	3.5	3.9	5.0	4.8
14	1.0	0.5	0.9	0.8	1.7	2.4	1.2	1.6	2.9
15	4.8	5.2	6.2	5.5	4.3	4.2	3.8	2.0	4.6
16	0.5	0.5	.	0.9	.	0.3	0.3	.	0.1
17	3.6	3.0	3.7	3.2	4.5	3.3	4.1	5.5	7.5
18	1.5	2.2	1.1	1.3	1.1	0.9	3.4	1.5	0.9*
19	0.1	0.1	.	.	0.1	0.1	0.1	.	0.4
20	2.4	2.6	2.9	1.2	3.4	3.3	2.8	3.5	4.0
21	14.8	12.6	11.2	9.8	14.9	16.2	12.5	14.9	20.2
22	6.0	4.3	5.8	4.2	5.1	5.7	8.8	4.5	5.2
23	10.0	9.4	9.8	7.2	11.8	9.4	10.5	7.5	16.3
24	4.0	8.7	9.5	6.7	3.0	4.6	2.7	1.4	6.4
25	4.5	3.8	5.2	4.0	4.4	4.6	4.5	3.5	3.4
26	0.7	0.4	0.3	0.2	0.5	1.2	0.3	0.6	2.6
27	.	.	.	.	.	.	.	.	0.2
28	.	0.2	.	.	.	.	.	.	0.1
29	0.2	0.4	.	0.4	0.3	0.5	0.4	.	0.1
30	.	.	.	.	.	.	.	.	.
I	12.8	10.4	20.0	10.9	21.6	26.6	17.4	15.1	17.6
NORM	20.3	21.1	22.2	19.3		23.7	22.6	21.6	23.8
II	34.6	33.6	40.9	40.7	46.2	34.2	41.4	49.1	48.9*
NORM	31.0	31.6	33.1	27.8		34.1	33.1	29.5	34.1
III	40.2	39.8	41.8	32.5	40.0	42.2	39.7	32.4	54.5
NORM	25.8	27.0	26.4	22.1		29.5	28.6	22.1	27.4
MND	87.6	83.8	102.7	84.1	107.8	103.0	98.5	96.6	121.0
NORM	77.0	79.7	81.7	69.3		87.3	84.3	73.2	85.3

DISTRICT 8

NR	542	543	546	547	550	557	558	560	564	565	567	570
DAG	PUT TEN	APEL DOORN	WOUDEN BERG	NIJ KERK	DE BILT	EER BEEK	LUN TEREN	AME RONGEN	HULS HORST	VOORT HUI ZEN	KOOT WIJK	ELS PEET
1	4.5	6.3	5.8	3.0	3.1	5.1	5.1	3.5	9.2	4.5	4.3	7.6
2	3.0	.	0.9	1.3	1.9	0.4	1.0	1.0	3.7	2.2	3.6	3.3
3	4.0	3.4	3.6	1.9	2.3	2.4	3.7	4.0	7.3	2.2	4.4	6.7
4	0.3	1.1	0.7	1.0	0.4	1.2	0.7	0.4	0.4	0.3	0.3	1.1
5	.	.	0.1	0.2	0.1	.	0.2	.	0.3	0.2	.	.
6	.	.	.	.	.	.	.	.	.	.	.	.
7	.	.	.	.	.	.	.	.	.	.	.	.
8	.	.	.	.	.	.	.	.	.	.	.	.
9	8.1	13.5	8.2	7.9	8.1	2.8	5.2	6.6	6.7	4.0	6.5	8.8
10	0.9	.	0.1	.	0.4	0.7	0.5	0.4	0.9	0.5	0.3	0.9
11	7.3	9.9	10.0	5.4	10.7	10.1	8.7	10.3	7.4	7.6	9.5	7.1
12	6.2	6.0	7.5	6.6	15.7	5.8	8.2	15.8	5.1	6.3	5.0	4.6
13	1.9	2.7	5.5	2.4	4.9	2.8	4.3	3.3	2.5	5.8	1.9	2.8
14	1.8	3.3	2.5	1.4	2.1	4.7	2.3	1.8	0.8	2.4	3.0	0.9
15	5.0	3.8	3.8	4.6	2.2	3.4	4.0	3.2	5.8	3.6	3.0	3.9
16	0.1	.	0.1	.	0.1	0.4	.	0.1	0.9	0.1	0.2	0.5
17	4.6	4.0	6.3	4.6	5.3	4.9	4.9	4.1	4.9	4.1	5.4	4.6
18	0.9	0.7	1.0	0.8	1.0	1.3	0.6	1.0	1.7	0.9	0.9	1.0
19	1.0	0.2	.	0.5	0.4	0.4	0.3	.	0.1	.	0.2	.
20	2.4	3.5	3.3	1.5	3.5	4.4	3.2	3.5	1.9	2.6	2.6	2.8
21	11.8	17.2	15.8	9.5	11.5	16.0	16.3	15.0	10.5	10.8	17.6	13.2
22	5.3	3.4	4.7	5.4	5.0	4.5	3.3	4.4	9.5	1.1	2.0	7.1
23	8.3	11.4	14.5	9.2	12.0	12.2	13.7	10.1	8.4	8.5	12.7	9.1
24	4.5	2.8	2.2	7.6	2.9	6.1	3.7	2.4	5.6	1.9	3.4	4.5
25	5.6	4.5	4.7	4.7	5.0	5.0	4.8	3.5	4.7	4.6	5.4	5.3
26	0.1	1.2	0.3	0.2	0.3	2.2	0.3	0.3	0.2	0.3	1.2	0.4
27	.	.	.	.	0.2	.	.	.	.	.	.	.
28	.	.	.	.	0.2	.	.	.	.	.	.	.
29	0.1	.	0.1	.	0.2	0.4	0.4	0.3	0.2	0.2	0.7	0.2
30	.	.	.	.	0.2	.	.	.	.	.	.	.
I	20.8	24.3	19.4	15.3	16.3	12.6	16.4	15.9	28.5	13.9	19.4	28.4
NORM	25.1	24.9	24.5	23.3	25.6	23.1	23.8	23.5	21.8	23.5	23.9	25.0
II	31.2	34.1	40.0	27.8	45.9	38.2	36.5	43.1	31.1	33.4	31.7	28.2
NORM	33.3	34.8	33.1	30.6	33.6	32.7	31.1	32.7	31.3	30.4	33.3	34.5
III	35.7	40.5	42.3	36.6	37.5	46.4	42.5	36.0	39.1	27.4	43.0	39.8
NORM	27.5	29.4	24.8	24.4	26.3	27.7	26.4	25.4	25.8	24.9	28.2	29.0
MND	87.7	98.9	101.7	79.7	99.7	97.2	95.4	95.0	98.7	74.7	94.1	96.4
NORM	86.0	89.1	82.4	78.3	85.5	83.5	81.2	81.6	78.9	78.8	85.4	88.5

DISTRICT 8

NR	571	573	576	578	579	580	582	583	591
DAG	HARS KAMP	BEEK BERGEN	SPA KEN BURG	OOSTER BEEK	VEE NEN DAAL	BARNE VELD	HA MERS VELD	WAGE NINGEN PD	DEE LEN
1	4.6	5.5	2.1	6.3	4.1	5.2	6.8	3.5	5.4
2	3.1	2.6	2.7	1.4	0.9	0.9	1.5	1.6	3.3
3	4.9	5.0	4.3	2.4	2.0	1.9	2.6	1.8	2.4
4	0.6	2.0	2.3	0.2	0.4	0.7	1.3	0.4*	0.3
5	.	.	0.1	.	.	0.1	.	.	0.1
6	.	.	.	.	.	.	.	.	.
7	.	.	.	.	.	.	.	.	.
8	.	.	.	.	.	.	.	.	.
9	2.2	5.5	9.3	6.5	6.7	2.7	2.5	5.5	4.0
10	1.1	0.9	0.6	0.9	0.1	0.2	.	0.1	0.6
11	8.8	10.3	6.6	11.2	9.6	8.4	9.7	11.9	11.5
12	7.5	5.2	3.3	8.5	7.6	7.0	7.9	10.5	8.9
13	4.1	3.8	4.1	4.3	5.1	3.4	4.0	3.6	3.7
14	1.9	2.8	2.0	2.3	2.2	3.9	2.5	1.9	3.3
15	3.2	3.4	5.4	5.2	3.4	3.3	4.0	4.5	4.2
16	0.2	0.2	1.2	.	.	0.3	.	0.1	.
17	4.4	6.1	4.0	6.8	6.2	5.0	6.1	5.8	6.4
18	0.6	0.6	1.1	0.7	0.5	1.2	0.9	0.5	0.4
19	0.5	0.1	0.4	0.2	0.4	0.7	0.6	1.2	0.1
20	1.9	4.6	1.9	3.4	2.8	3.0	2.5	2.3	3.8
21	11.5	18.9	7.8	17.7	15.8	13.5	14.9	16.3	19.7
22	7.4	5.0	6.4	3.1	5.5	3.3	4.2	4.2	5.4
23	8.7	12.5	11.3	16.5	13.1	11.9	9.0	12.0	13.7
24	3.5	4.3	4.9	4.3	2.6	2.5	4.1	3.0	6.0
25	5.4	4.9	4.3	4.1	3.5	5.0	4.7	2.7	5.1
26	0.5	1.1	0.2	1.2	0.2	0.2	0.4	0.6	1.6
27	.	.	.	.	.	.	.	.	.
28	.	.	.	.	.	.	.	.	0.1
29	0.5	0.6	.	0.3	0.3	0.2	0.2	0.6	0.5
30	0.1	.	.	.	0.2	0.1	.	0.2	.
I	16.5	21.5	21.4	17.7	14.2	11.7	14.7	12.9*	16.1
NORM	23.4	26.0	23.6	23.8	23.7	24.2	26.3	23.5	23.9
II	33.1	37.1	30.0	42.6	37.8	36.2	38.2	42.3	42.3
NORM	31.1	36.4	31.9	34.2	30.8	33.3	34.7	30.7	33.3
III	37.6	47.3	34.9	47.2	41.2	36.7	37.5	39.6	52.1
NORM	26.3	30.5	24.4	27.1	24.6	26.3	27.1	24.5	26.2
MND	87.2	105.9	86.3	107.5	93.2	84.6	90.4	94.8	110.5
NORM	80.8	92.9	79.9	85.1	79.2	83.7	88.0	78.8	83.4

NOVEMBER 2006

NEERSLAG 8-8 UUR (MM)

	DISTRICT 8			DISTRICT 9																
NR	593	595	596	588	645	663	666	667	669	673	674	678	679	680	682	683	684	686	688	689
DAG	LAREN	SOEST	EEMNES	DUI VEN	HENGE LO (GLD)	LOCHEM	WIN TERS WIJK	DOETIN CHEM	BOR CULO	GEN DRIN GEN	REKKEN	ALMEN	HERWEN	AAL TEN	MAR KELO	LICH TEN VOORDE	LIE VELDE	WOOLD	HUP SEL	DEVEN TER
1	7.0	6.4	3.2	3.8	4.4	5.8	6.2	4.1	5.7	2.5	7.3	4.8	1.3	3.4	5.8	3.9	4.7	6.2	3.5	6.9
2	2.6	1.0	0.9	1.2	.	0.4	0.6	0.2	0.3	.	0.6	0.2	1.5	1.1	1.0	0.7	0.6	1.0	0.2	0.4
3	5.3	3.6	3.8	2.6	.	2.1	.	1.4	1.8	0.8	0.4	0.4	2.6	0.6	1.5	1.0	0.5	0.2	0.1	0.7
4	1.7	0.7	1.4	0.2	0.9	0.4	1.0	.	0.3	0.4	0.7	0.5	0.4	0.9	0.4	1.2	0.9	0.4	0.3	1.5
5	.	.	.	.	.	.	.	.	.	.	.	.	.	.	0.2	.	.	.	.	0.1
6	.	.	.	.	.	.	.	.	.	.	.	.	.	.	.	.	.	.	.	.
7	.	.	.	.	.	.	.	.	.	.	.	.	.	.	.	.	.	.	0.1	.
8	.	.	.	.	.	.	.	0.3	.	.	.	.	0.1	.	.	.	.	.	.	.
9	6.6	3.0	10.9	5.3	4.5	3.1	5.6	6.9	3.2	3.7	2.2	2.9	4.7	5.8	8.2	6.2	3.7	5.9	4.4	6.7
10	0.4	0.4	0.3	0.3	.	1.5	.	0.2	4.3	.	0.7	0.1	0.7	0.1	0.4	.	1.2	1.4	0.1	0.7
11	9.3	9.7	8.2	17.4	9.3	9.5	10.3	11.4	11.3	10.9	10.5	9.2	11.0	11.0	9.8	10.3	10.8	11.1	10.1	8.2
12	5.5	9.7	3.7	8.2	6.1	7.2	6.0	11.5	3.8	7.0	7.6	4.7	13.3	11.8	9.8	5.5	6.0	11.8	4.0	8.1
13	6.0	5.4	5.1	7.2	2.5	2.2	3.0	2.3	2.0	1.3	1.5	2.7	3.5	2.6	1.1	2.2	2.3	2.0	1.9	2.3
14	1.6	2.5	1.7	4.5	4.5	2.0	3.5	2.7	3.4	2.2	2.0	2.5	2.6	2.0	3.6	5.9	7.7	4.6	4.3	1.4
15	6.5	5.0	7.7	4.3	3.4	1.7	2.3	4.1	3.2	1.0	2.4	2.2	3.2	2.0	1.8	2.6	2.4	2.2	2.0	1.8
16	0.4	0.1	0.4	0.1	0.2	.	0.2	.	0.2	.	.	.	.	0.2	0.2	0.2	0.3	0.3	.	0.2
17	7.5	5.6	7.1	6.1	2.3	3.5	6.6	3.1	3.8	5.7	4.8	4.1	6.3	8.2	4.4	4.6	7.1	8.0	6.2	3.4
18	1.5	1.2	1.7	3.0	5.5	3.8	1.9	4.7	4.9	4.7	1.7	1.8	0.5	2.5	4.9	4.6	2.8	0.9	1.9	0.9
19	.	.	.	0.4	0.9	.	1.6	0.9	2.0	1.8	0.6	0.3	1.1	1.0	0.2	0.6	0.9	1.8	1.6	0.6
20	1.1	3.3	1.2	4.1	6.0	6.2	6.2	5.6	4.0	5.0	6.6	5.2	5.3	6.3	6.0	5.5	6.4	7.3	4.7	4.6
21	12.7	13.0	11.3	19.4	22.9	15.2	14.1	25.4	19.1	17.8	13.1	12.7	18.5	15.6	11.2	15.5	15.6	13.6	10.1	12.1
22	10.1	5.5	11.7	3.2	3.5	2.3	0.7	2.7	1.8	0.5	1.1	1.6	3.5	2.5	1.6	0.6	0.9	0.3	4.2	2.2
23	9.2	12.3	11.5	11.2	8.3	9.3	7.3	11.6	7.6	8.1	5.7	9.0	12.5	7.5	5.8	7.5	7.4	7.8	10.1	8.3
24	3.5	5.6	3.5	7.4	7.8	10.6	8.1	7.0	7.8	6.2	5.9	7.3	6.0	7.4	5.6	6.5	7.2	7.9	5.2	8.5
25	5.6	4.9	5.0	1.8	1.6	2.8	1.8	1.8	2.0	1.7	1.6	3.0	2.6	4.4	2.9	1.9	1.7	3.2	1.7	2.9
26	.	0.4	.	1.0	0.4	.	0.3	0.6	.	.	.	0.3	0.5	0.1	0.2	.	.	0.4	0.5	1.7
27	.	.	.	.	.	.	.	.	.	.	.	.	0.2	.	.	.	.	.	.	.
28	.	.	.	.	.	.	.	.	.	.	.	.	.	0.3	.	.	.	.	0.1	0.2
29	.	0.2	0.1	0.9	.	.	2.5	1.1	0.6	1.8	0.9	0.2	2.0	2.0	0.2	1.2	1.2	3.4	0.6*	0.3
30	.	.	.	0.1	.	.	.	.	.	.	.	0.1	.	0.3	.	.	0.1	.	.	.
I	23.6	15.1	20.5	13.4	9.8	13.3	13.4	13.1	15.6	7.4	11.9	8.9	11.3	11.9	17.5	13.0	11.6	15.1	8.7	17.0
NORM				19.9		19.6	19.6	20.1	18.8	18.0	18.7	18.9	20.2	20.6	19.0	19.8				
II	39.4	42.5	36.8	55.3	40.7	36.1	41.6	46.3	38.6	39.6	37.7	32.7	46.8	47.6	41.8	42.0	46.7	50.0	36.7	31.5
NORM				29.0		29.1	27.7	28.6	29.7	24.2	28.3	28.9	29.5	28.9	30.2	27.1				
III	41.1	41.9	43.1	45.0	44.5	40.2	34.8	50.2	38.9	36.1	28.3	34.2	45.8	40.1	27.5	33.2	34.1	36.6	32.5*	36.2
NORM				25.1		23.3	21.9	22.8	23.7	19.1	21.3	24.2	22.5	22.5	24.7	22.4				
MND	104.1	99.5	100.4	113.7	95.0	89.6	89.8	109.6	93.1	83.1	77.9	75.8	103.9	99.6	86.8	88.2	92.4	101.7	77.9	84.7
NORM				74.0		72.0	69.3	71.5	72.2	61.3	68.4	71.9	72.2	72.0	74.0	69.4				

	DISTRICT 10														DISTRICT 11					
NR	434	465	539	549	562	569	584	589	830	835	836	840	910	917	446	447	462	471	705	733
DAG	GROOT AMMERS	OUD AL BLAS	NIJ MEGEN	CULEM BORG	TIEL	HEU MEN	GELDER MALSEN	ZET TEN	HER WIJNEN	ANDEL	GORIN CHEM	NIEU WEN DIJK	AMMER ZODEN	ZALT BOMMEL	GOEDE REEDE	DEN BOMMEL	DIRKS LAND	OUD DORP POLDER	BRES KENS	VLIS SINGEN
1	3.7	1.8	2.6	2.6	5.4	3.4	3.6	2.5	3.7	3.4	3.8	2.6	2.2	3.1	3.9	2.1	3.6	3.6	2.9	1.8
2	1.5	1.8	3.1	1.3	1.6	2.3	1.7	2.1	2.8	1.9	2.4	3.9	1.2	1.6	7.6	3.3	5.0	6.6	4.6	6.5
3	6.0	6.0	2.1	1.4	2.8	1.6	1.2	1.5	0.7	2.2	.	3.7	1.1	1.2	3.1	4.0	3.3	3.8	10.0	9.0
4	2.4	1.6	0.4	0.2	0.4	.	0.2	0.4	0.4	0.4	.	0.5	0.1	0.6	3.0	3.9	2.2	2.5	1.7	3.4
5	.	0.1	.	0.1	0.2	.	.	.	.	.	.	.	.	.	.	0.1	0.4	.	.	.
6	.	.	.	.	.	.	.	.	.	.	.	.	.	.	.	.	.	.	.	.
7	.	.	.	.	.	.	.	.	.	.	.	.	.	.	.	.	.	.	.	.
8	.	.	.	.	.	.	.	.	.	.	0.2	.	.	.	.	.	.	.	.	.
9	3.1	5.9	4.4	6.7	3.9	4.4	6.0	5.9	4.2	5.7	7.5	5.6	6.1	4.9	1.5	6.1	6.4	1.7	0.8	1.2
10	0.4	0.3	.	.	0.1	.	0.2	0.2	0.3	0.2	0.5	0.5	0.4	0.1	.	0.5	0.4	0.3	.	.
11	8.8	11.8	10.0	7.1	12.4	10.8	10.5	12.2	10.6	10.5	9.0	10.2	9.8	10.8	8.0	7.7	9.9	10.9	8.5	9.8
12	4.7	4.6	13.7	9.1	12.3	10.6	9.6	11.0	7.5	6.3	5.0	4.2	6.5	10.9	2.0	3.6	1.7	0.9	2.8	0.4
13	4.8	4.9	3.1	2.7	3.9	3.0	2.8	4.2	2.6	3.1	4.8	3.7	2.4	2.4	2.5	3.9	4.9	2.7	1.7	2.0
14	1.0	0.5	2.3	0.9	1.9	4.3	1.9	2.5	3.5	4.5	0.8	4.5	3.6	4.6	0.7	0.8	0.3	0.4	.	.
15	3.7	5.5	2.2	2.7	1.7	1.9	3.7	2.5	3.8	3.6	3.5	3.4	1.8	4.3	3.1	4.6	4.0	3.3	2.3	3.0
16	.	.	0.1	.	0.1	.	0.1	.	0.1	.	0.1	.	.	0.1	.	.	.	.	.	.
17	6.4	8.7	7.6	4.6	6.1	5.3	6.6	4.6	6.2	6.0	9.1	6.5	2.6	3.4	5.8	6.8	6.7	5.7	4.1	5.5
18	1.5	2.0*	1.4	1.2	0.9	2.8	1.2	0.5	1.5	1.4	2.0	2.0	1.6	1.6	2.4	3.1	2.1	2.7	3.4	2.4
19	0.4	0.4	1.0	0.5	0.7	1.6	0.6	0.6	0.6	0.6	1.0	0.2	0.7	0.9	.	0.5	0.2	0.4	0.6	0.2
20	3.2	4.0	4.8	3.6	3.5	3.9	2.7	3.1	3.7	3.3	4.5	3.5	3.2	4.1	3.1	2.3	2.1	1.8	2.5	2.6
21	9.9	10.3	16.7	14.1	15.8	13.0	18.0	17.2	13.6	15.3	16.8	14.4	14.3	14.6	6.2	6.7	6.1	7.7	5.1	5.0
22	5.2	7.8	2.6	4.0	5.7	1.5	4.0	1.3	3.7	1.7	4.5	3.3	2.6	2.5	3.5	5.6	6.4	3.4	4.7	6.0
23	9.0	11.6	9.8	9.6	7.5	9.7	9.2	11.9	8.4	9.4	10.0	10.7	8.4	9.9	11.6	10.1	9.6	9.3	9.8	12.0
24	1.6	1.4	7.0	0.6	1.9	7.1	1.4	5.3	2.6	2.2	2.1	1.9	6.1	5.0	3.5	1.1	1.2	3.7	3.4	3.0
25	4.3	3.5	1.8	3.9	3.4	1.8	3.7	3.0	3.6	3.8	3.8	3.5	2.6	3.5	4.5	3.3	4.3	3.2	5.1	4.8
26	0.1	.	.	0.2	0.2	0.4	0.1	0.5	0.1	.	.	0.1	.	0.1	.	0.4	1.3	0.5	.	.
27	0.2	.	.	.	.	.	.	.	0.1	.	.	.	.	0.1	0.2	0.2	0.2	0.4	.	.
28	0.1	.	.	.	.	.	.	0.1	.	.	.	.	.	.	.	0.1	0.2	.	.	.
29	0.4	0.9	1.1	0.2	0.1	0.9	0.2	0.3	0.2	0.2	0.1	0.2	0.3	0.5	0.7	0.2	0.4	1.4	0.8	0.8
30	0.2	0.1	.	.	0.1	0.1	0.1	0.2	0.2	.	0.1	.	0.1	0.3	.	0.1	0.1	0.3	.	.
I	17.1	17.5	12.6	12.3	14.4	11.7	12.9	12.6	12.1	13.8	14.4	16.8	11.1	11.5	19.1	20.0	21.3	18.5	20.0	21.9
NORM	24.5	26.5	20.8	23.3	22.8	18.6	22.7	20.9	22.8	21.7	21.8	23.0	20.4	21.6	26.1	23.8	24.3	25.0		22.1
II	34.5	42.4*	46.2	32.4	43.5	44.2	39.7	41.2	40.1	39.3	39.8	38.2	32.2	43.1	27.6	33.3	31.9	28.8	25.9	25.9
NORM	34.9	35.6	27.7	29.1	30.5	27.8	30.5	29.6	31.0	31.3	31.8	33.3	30.3	30.1	34.2	35.9	33.7	33.6		32.7
III	31.0	35.6	39.0	32.6	34.7	34.5	36.7	39.8	32.5	32.6	37.4	34.1	34.4	36.5	30.2	27.8	29.8	29.9	28.9	31.6
NORM	27.3	27.8	21.5	24.2	22.9	23.3	24.9	23.9	24.6	25.0	25.1	26.5	24.0	24.4	27.5	27.8	27.4	28.3		26.9
MND	82.6	95.5	97.8	77.3	92.6	90.4	89.3	93.6	84.7	85.7	91.6	89.1	77.7	91.1	76.9	81.1	83.0	77.2	74.8	79.4
NORM	86.7	89.9	69.9	76.6	76.2	69.6	78.1	74.4	78.4	78.0	78.7	82.8	74.6	76.2	87.7	87.5	85.4	86.9		81.7

NOVEMBER 2006

NEERSLAG 8-8 UUR (MM)

DISTRICT 11

NR	735	736	737	738	740	741	742	743	744	746	747	749	750	751	752	754	755	756	757	758	760
DAG	KAPELLE	BROUWERSHAVEN	KERKWERVE	BIERVLIET	STKRUIS	STAVENISSE	TERNEUZEN	NOORDGOUWE	ANNA JACOBA POLDER	WESTKAPELLE	KRABBENDIJKE	WILHELMINADORP	RILLAND	VROUWENPOLDER	HAAMSTEDE	OVEZANDE	KORTGENE	MIDDELBURG	THOLEN	WOL PH'RTSDIJK	'S HEERENHOEK
1	5.7	2.7	1.5	6.2	2.5	6.2	1.2	3.0	4.2	2.7	3.3	5.9	2.5	3.2	2.7	0.8	4.5	1.7	4.4	2.0	0.4
2	5.7	5.5	7.0	3.8	5.7	6.4	6.2	7.2	7.0	5.2	5.7	6.0	9.0	5.2	8.7	6.2	6.4	6.1	5.4	11.1	9.8
3	4.5	5.0	3.1	7.7	14.2	7.6	3.5	4.6	4.1	6.8	5.2	2.3	5.5	7.5	7.3	4.9	4.3	10.3	5.4	6.1	4.9
4	8.5	1.9	9.1	2.2	2.2	3.1	2.6	3.5	1.9	5.4	3.9	10.7	0.6	2.2	1.2	4.4	7.1	3.6	2.0	1.9	2.9
5	.	.	.	.	.	0.3	0.1	.	.	.	.	.	.	.	0.1	0.2	.	.	.	0.4	.
6	0.2	.	.	.	0.1	.	.	.	.	.	.	.	.	.	.	.	.	.	.	.	.
7	.	.	.	.	.	.	.	.	.	.	.	.	.	.	.	.	.	.	.	.	.
8	.	.	.	.	.	.	.	.	.	.	.	.	.	.	.	.	.	.	.	.	.
9	4.2	3.5	3.4	3.3	2.0	4.6	2.4	2.7	4.5	1.9	3.7	4.9	3.6	3.5	2.2	2.6	2.9	2.2	5.0	4.0	2.7
10	.	.	.	.	.	0.3	.	0.1	0.6	.	.	.	.	.	0.1	.	.	.	0.4	.	.
11	12.8	9.5	9.9	10.1	10.5	9.2	8.4	9.0	10.2	8.8	11.2	10.1	10.6	9.4	9.8	10.0	8.9	9.7	10.1	10.2	11.1
12	1.2	0.4	0.8	4.2	1.0	2.6	1.9	0.3	0.6	0.2	1.4	0.9	0.9	0.2	0.4	2.0	.	0.8	3.1	0.8	.
13	5.3	2.3	2.3	4.3	4.0	3.9	3.6	2.0	3.3	2.8	3.1	4.1	2.3	3.1	1.5	3.1	4.8	3.2	2.9	4.6	5.4
14	0.6	.	0.1	0.3	2.7	0.6	2.1	0.2	0.7	0.2	2.9	0.6	3.1	.	0.4	0.3	0.4	.	0.8	.	0.4
15	2.3	3.5	3.8	0.9	1.8	3.2	1.3	3.8	4.0	2.5	1.1	2.9	0.9	3.6	3.3	1.5	4.8	3.3	2.0	4.1	3.1
16	0.1	.	.	.	.	.	.	.	.	0.1	.	.	.	.	.	.	.	.	.	0.2	.
17	6.1	6.5	6.4	4.6	4.5	6.3	2.0	6.5	6.5	6.2	4.7	7.1	4.2	6.5	5.9	5.6	4.7	5.6	5.3	4.8	5.2
18	4.1	2.0	2.2	4.5	3.1	3.5	4.5	2.2	4.0	2.2	4.2	3.6	3.0	2.4	2.0	3.6	2.4	2.2	3.4	2.1	3.5
19	1.4	0.2	.	1.3	1.9	1.5	2.1	0.1	.	0.1	1.7	0.7	1.2	0.3	.	1.4	0.3	0.2	0.2	0.2	0.5
20	4.1	1.8	1.7	2.0	1.4	5.2	1.4	1.8	2.4	3.2	2.9	4.1	4.0	3.0	2.5	2.5	3.6	2.7	5.0	3.3	2.8
21	7.1	3.3	6.0	6.0	4.3	5.4	6.0	6.3	5.3	2.3	8.8	5.2	8.9	4.1	3.8	7.6	4.2	5.1	9.0	5.1	5.8
22	8.5	5.2	7.4	2.8	5.1	8.9	2.5	5.4	11.3	4.8	9.6	12.5	7.0	9.1	4.0	11.9	16.9	6.4	8.0	13.3	9.8
23	17.0	10.5	9.5	10.0	6.2	14.2	9.0	9.5	16.3	16.8	12.7	17.6	10.2	14.0	10.9	11.0	18.0	11.3	11.6	12.9	15.6
24	2.0	1.7	2.4	1.3	1.5	0.7	4.9	1.0	0.6	3.6	2.1	1.9	5.1	3.5	2.4	0.8	1.5	3.1	3.3	2.0	1.9
25	5.4	4.1	4.5	5.2	3.3	4.8	4.8	5.8	5.5	5.2	5.5	6.6	4.4	5.1	5.0	5.0	4.6	4.3	4.9	4.6	4.8
26	0.9	0.1	0.1	0.7	0.6	0.9	0.5	0.7	1.0	0.1	0.4	1.0	.	0.2	0.3	0.9	0.6	0.2	0.1	0.5	0.5
27	.	0.2	0.1	.	0.1	.	.	0.2	.	.	.	.	.	0.2	0.3	0.1	.	.	.	0.1	0.2
28	0.3	.	.	.	0.1	.	.	.	.	.	0.1	.	.	0.1	0.1	.	.	.	.	.	.
29	0.5	0.4	0.5	0.4	1.2	1.2	0.6	0.6	0.5	1.6	1.0	0.1	1.3	1.2	0.4	0.5	0.7	1.0	0.6	0.8	0.4
30	0.2	.	.	.	0.2	0.4	.	.	.	0.1	0.5	.	.	0.2	.	0.2	.	.	.	.	.
I	28.8	18.6	24.1	23.2	26.7	28.5	16.0	21.1	22.3	22.0	21.8	29.8	21.2	21.6	22.3	19.1	25.2	23.9	22.6	25.5	20.7
NORM	22.9	25.3	23.3	20.5	21.8	23.0	21.0	22.2	23.0	22.8	21.7	22.3	20.2	24.5	24.6	22.4	21.5	23.2	22.1	23.1	22.6
II	38.0	26.2	27.2	32.2	30.9	36.0	27.3	25.9	31.7	26.3	33.2	34.1	30.2	28.5	25.8	30.0	29.9	27.7	32.8	30.3	32.0
NORM	33.8	33.0	33.4	33.3	34.0	34.8	32.2	30.4	34.3	33.0	32.5	34.7	31.5	35.2	33.7	34.8	32.9	33.1	32.6	35.7	33.6
III	41.9	25.5	30.5	26.4	22.6	36.5	28.3	29.5	40.5	34.5	40.7	44.9	36.9	37.7	27.2	38.0	46.5	31.4	37.5	39.3	39.0
NORM	28.0	27.7	26.9	26.3	27.9	27.5	25.9	24.1	27.8	25.9	26.6	27.4	26.6	28.2	28.4	28.0	26.1	26.8	28.1	29.6	27.0
MND	108.7	70.3	81.8	81.8	80.2	101.0	71.6	76.5	94.5	82.8	95.7	108.8	88.3	87.8	75.3	87.1	101.6	83.0	92.9	95.1	91.7
NORM	84.7	86.0	83.5	80.1	83.7	85.3	79.1	76.7	85.1	81.7	80.9	84.4	78.2	87.9	86.6	85.1	80.6	83.1	82.7	88.4	83.2

DISTRICT 11 / DISTRICT 12 / DISTRICT 13

NR	761	762	763	764	767	770	828	829	832	833	834	837	838	839	841	827	831	843	844
DAG	PHILIPPINE	SCHOONDIJKE	CADZAND	KLOOSTERZANDE	KAPELLEBRUG	WESTDORPE	OUDENBOSCH	ZUNDERT	BERGEN O/ZOOM	OOSTERHOUT	CHAAM	STEENBERGEN	GINNEKEN	HOOGERHEIDE	KLUNDERT	TILBURG	ESBEEK	GILZERIJEN	CAPELLE
1	0.3	4.9	6.5	1.9	2.6	3.9	3.9	2.8	2.2	1.9	2.8	4.1	2.3	4.7	2.1	2.0	2.5	2.4	2.5
2	5.3	4.4	6.3	4.8	6.8	7.1	2.6	0.9	6.0	1.3	0.7	4.8	0.3	3.8	2.6	0.6	1.2	1.4	1.5
3	7.0	12.0	11.1	5.4	7.5	6.9	3.9	2.4	5.8	3.7	1.0	4.5	2.6	4.7	5.0	1.9	0.9	2.9	2.2
4	3.9	2.1	2.6	4.4	3.1	4.3	2.4	1.3	2.2	0.4	0.7	2.4	0.7	1.9	2.9	1.4	0.5	0.4	0.3
5	.	.	.	.	0.1	0.1	.	.	0.3	.	.	.	.	0.1	.	.	.	.	.
6	.	.	.	.	.	.	.	.	.	.	.	.	.	.	.	.	.	.	.
7	.	.	.	.	.	.	.	.	.	.	.	.	.	.	.	.	.	.	.
8	.	.	.	.	.	.	.	.	.	.	.	.	.	.	.	.	.	.	.
9	2.8	1.6	1.0	2.0	3.3	2.3	5.6	8.4	6.9	8.4	5.8	5.6	6.4	2.6	9.0	8.2	8.9	7.1	4.6
10	.	.	.	.	.	0.1	.	0.2	0.3	.	0.1	.	.	0.4	.	.	.	.	.
11	9.8	10.2	8.1	10.7	10.5	11.1	9.8	9.9	9.8	10.1	8.8	11.2	9.4	11.4	10.0	9.8	10.6	10.0	10.4
12	3.3	2.2	2.3	1.4	1.1	3.7	4.4	5.8	1.2	3.5	1.2	2.1	2.3	0.8	1.9	4.6	2.5	2.5	4.3
13	2.9	1.6	1.5*	2.5	2.8	3.2	4.9	6.6	2.2	4.4	6.1	6.3	3.8	5.0	4.1	5.8	2.5	4.2	4.1
14	3.6	0.5	0.1	2.0	3.1	2.0	2.5	3.1	3.3	3.4	1.5	3.1	2.3	3.5	1.8	3.2	2.6	3.4	1.4
15	1.6	2.0	3.8	1.0	1.4	1.5	1.6	2.4	1.3	2.7	1.2	2.6	1.7	1.5	4.0	2.2	1.4	2.1	2.1
16	.	.	.	.	0.1	.	.	.	.	.	.	.	.	0.2	.	.	.	.	.
17	6.3	4.0	4.5*	4.3	6.2	4.1	5.4	5.4	4.5	4.9	4.8	5.7	4.8	4.8	5.2	3.7	5.6	4.8	4.1
18	2.4	3.0	2.6	3.7	4.5	4.2	2.6	2.7	2.2	1.7	1.8	3.4	2.1	3.9	2.3	1.4	1.2	1.7	1.4
19	1.4	0.5	0.2	2.0	2.8	3.6	1.2	2.8	0.9	1.6	3.1	0.7	2.1	2.6	0.7	2.8	4.6	3.5	3.2
20	1.2	2.5	2.3	2.3	1.6	1.4	2.7	3.7	4.8	3.0	3.2	3.9	3.1	2.1	3.0	3.5	2.5	3.2	3.2
21	7.9	4.8	4.1	8.7	14.4	13.8	12.3	16.6	10.6	14.3	14.9	11.1	14.0	10.0	12.7	11.8	13.6	16.8	10.1
22	2.6	1.7	4.1	14.2	3.1	4.2	5.1	8.3	10.0	4.7	2.8	8.6	4.0	8.4	9.7	2.8	4.2	4.8	4.5
23	10.0	11.2	10.0	10.5	9.3	8.8	10.4	10.1	10.7	11.2	12.0	12.6	11.3	9.6	10.9	10.6	10.6	12.4	7.8
24	2.5	1.9	6.0	3.9	3.1	3.6	3.6	3.7	1.2	7.2	3.8	1.9	4.8	3.9	2.1	6.4	6.8	4.0	9.3
25	5.6	5.2	5.8	6.3	4.6	5.2	3.8	3.2	5.0	3.8	2.8	5.7	3.1	4.9	3.7	2.2	3.0	3.0	3.1
26	0.8	0.8	.	0.3	0.3	0.4	0.4	.	0.4	.	.	.	.	0.3	0.2	0.4	.	.	.
27	0.2	.	.	.	.	0.2	.	.	.	.	.	.	.	0.2	.	.	.	.	.
28	.	.	.	.	.	0.1	.	.	0.1	.	.	.	.	.	.	.	.	.	.
29	0.4	2.2	1.0	0.6	1.3	0.4	0.7	0.3	1.0	.	0.4	0.6	0.2	0.9	0.7	0.8	1.0	0.5	.
30	0.3	.	.	.	0.1	0.3	.	.	.	.	.	.	.	0.3	0.1	.	.	0.2	.
I	19.3	25.0	27.5	18.5	23.4	24.7	18.4	16.0	23.7	15.7	11.1	21.4	12.3	18.2	21.6	14.1	14.0	14.2	11.1
NORM	20.8	21.0	21.2	21.7	20.7		20.8	21.1	20.8	22.1	20.3	21.6	21.7	20.9	21.9	21.6	23.0	21.4	21.1
II	32.5	26.5	25.4*	29.9	34.1	34.8	35.1	42.4	30.2	35.3	31.7	39.0	31.6	35.8	33.0	37.0	33.5	35.4	34.2
NORM	32.3	34.0	35.4	34.9	32.2		33.1	32.7	31.5	32.1	31.0	33.9	33.6	31.3	34.1	31.2	32.1	32.8	30.7
III	30.3	27.8	31.0	44.5	36.2	37.0	36.3	42.2	39.0	41.2	36.7	40.5	37.4	38.5	40.1	35.0	39.2	41.7	34.8
NORM	25.7	25.9	26.5	28.4	26.4		25.0	26.9	26.2	25.6	25.6	27.6	26.7	26.9	26.5	24.1	25.5	26.5	24.4
MND	82.1	79.3	83.9	92.9	93.7	96.5	89.8	100.6	92.9	92.2	79.5	100.9	81.3	92.5	94.7	86.1	86.7	91.3	80.1
NORM	78.7	81.0	83.1	85.0	79.2		78.9	80.6	78.5	79.9	76.9	83.1	82.0	79.0	82.5	76.8	80.6	80.7	76.2

NOVEMBER 2006

NEERSLAG 8-8 UUR (MM)

DISTRICT 13

NR	892	896	899	901	902	903	904	905	906	907	908	909	911	912	914	915	918	919	920
DAG	GIERS BER GEN	HEL MOND	GEMERT	NU LAND	EIND HOVEN	MEGEN	SOME REN	ST ANTHO NIS	OIR SCHOT	BOX TEL	DEURNE	MILL	DIN THER	LEENDE	OSS	EERSEL	MAAR HEEZE	EIND HOVEN VB	VOLKEL
1	2.8	1.6	2.3	2.2	2.5	3.0	2.3	1.5	2.4	2.6	3.0	2.1	2.7	3.1	3.6	1.5	3.5	2.0	3.1
2	1.5	1.3	.	3.1	1.5	0.2	2.0	3.1	2.3	1.7	2.2	1.7	0.5	1.8	0.7	1.8	2.6	3.5	0.3
3	3.7	2.1	1.2	1.7	0.4	2.0	0.9	0.8	0.7	0.4	0.7	0.5	1.6	0.8	1.7	0.4	0.3	.	1.2
4	0.6	.	0.1	0.1	.	0.2	0.2	0.1	0.3	0.2	0.1	0.1	0.2	0.1	.	0.9	0.2	.	.
5	.	.	.	.	.	.	.	.	.	.	.	0.3	.	.	.	.	.	.	.
6	.	.	.	.	.	.	.	.	.	.	.	.	.	.	.	.	.	.	.
7	.	.	.	.	.	.	.	.	.	.	.	.	.	.	.	.	.	.	.
8	.	.	.	.	.	.	.	.	.	.	.	.	.	.	.	.	.	.	.
9	7.4	8.6	6.7	6.5	5.0	6.0	6.3	6.4	5.2	10.4	8.2	5.4	7.0	1.8	3.8	1.6	1.8	8.5	6.9
10	0.3	.	0.2	0.2	0.1	0.1	0.1	.	.	.	.	0.1	.	.	.	.	0.2	.	.
11	9.6	9.1	8.8	10.6	9.2	9.7	8.9	9.6	8.8	9.6	8.5	10.3	8.9	8.8	11.0	10.5	8.8	8.9	13.3
12	5.6	3.6	9.3	6.5	4.7	12.4	2.1	14.1	3.3	3.1	5.1	13.5	6.1	3.3	13.2	1.3	3.2	3.6	11.7
13	3.3	1.7	2.4	2.7	3.4	3.1	2.2	2.1	4.4	2.5	3.3	2.1	2.1	5.3	3.3	2.4	4.3	4.3	4.1
14	1.1	1.1	0.9	4.2	2.5	2.6	2.6	6.3	1.0	2.6	1.0	2.5	2.5	2.1	4.8	3.2	1.5	1.6	5.0
15	1.8	1.7	1.6	1.2	1.4	3.0	2.0	1.3	1.2	2.6	0.8	1.7	1.5	3.8	2.3	2.3	3.5	1.0	1.5
16	.	.	.	.	0.1	.	0.1	.	.	.	.	0.1	.	.	.	.	.	.	0.3
17	4.4	4.2	6.2	5.6	4.5	5.0	4.0	5.1	3.2	6.5	5.3	7.0	6.8	3.5	4.8	4.8	5.8	4.4	9.2
18	1.3	1.8	0.6	1.0	1.1	1.6	1.0	1.0	1.4	1.6	1.0	2.8	0.9	1.1	1.0	1.4	1.1	1.2	1.4
19	4.9	2.7	3.2	3.0	5.6	0.4	4.3	2.0	4.5	4.5	4.5	1.1	3.1	5.4	0.9	6.8	5.1	5.5	3.3
20	1.7	6.2	3.0	2.5	4.5	3.5	4.6	5.2	3.6	2.4	7.6	4.8	2.7	4.5	3.2	1.8	4.0	4.0	3.1
21	13.6	13.4	12.1	9.5	13.5	13.7	10.4	16.1	13.5	9.9	10.3	15.2	8.6	11.7	9.1	12.6	10.8	11.3	14.8
22	4.7	0.6	1.2	3.0	0.7	2.4	0.4	1.5	1.8	3.1	0.4	1.0	1.8	1.9	3.8	1.5	2.7	1.6	1.3
23	8.6	5.5	9.8	8.9	7.2	9.0	6.5	8.9	7.3	8.8	6.9	9.9	7.5	6.1	9.0	7.8	6.1	9.1	9.9
24	4.2	7.4	4.9	5.2	7.0	5.3	5.3	6.4	5.3	6.0	6.3	5.6	4.7	5.0	5.1	7.2	6.5	5.4	5.3
25	2.5	1.3	1.0	2.5	1.6	2.5	1.2	1.3	1.6	1.8	1.4	1.2	2.0	1.3	2.0	2.9	0.7	2.0	1.8
26	.	.	.	0.1	.	0.3	0.1	.	0.1	.	.	0.3	0.1	.	0.2	0.1	.	.	0.4
27	.	.	.	.	.	.	0.1	.	.	.	.	.	.	0.1	0.1	.	0.1	.	.
28	.	.	.	.	.	.	0.1	.	.	.	.	.	.	.	.	.	.	.	.
29	0.8	2.4	1.6	0.7	3.6	0.4	1.7	2.4	1.3	1.0	1.3	1.1	0.7	3.3	0.2	1.7	1.2	2.3	0.8
30	.	.	0.3	.	0.2	0.1	0.2	.	0.2	0.1	0.2	0.3	0.2	0.2	.	.	0.3	.	0.3
I	16.3	13.6	10.5	13.8	9.5	11.5	11.8	11.9	10.9	15.3	14.2	10.2	12.0	7.6	9.8	6.2	8.6	14.0	11.5
NORM		21.2	20.4	21.2	22.4	19.6	20.9	20.3	20.2	20.4	20.2	20.2	19.7	20.1	19.7	20.6	19.1	20.5	20.0
II	33.7	32.1	36.0	37.3	37.0	41.3	31.8	46.7	31.4	35.4	37.1	45.9	34.6	37.8	44.5	34.5	37.3	34.5	52.9
NORM		29.3	28.6	30.4	29.0	29.1	27.0	29.0	29.8	30.1	27.7	28.7	28.4	27.8	27.4	28.2	26.1	28.3	27.6
III	34.4	30.6	30.9	29.9	33.8	33.7	26.0	36.6	31.1	30.7	26.8	34.6	25.6	29.6	29.5	33.8	28.4	31.7	34.6
NORM		23.9	22.6	24.3	24.2	22.9	21.3	22.8	24.3	23.6	21.6	23.3	23.1	23.0	22.1	24.2	20.8	22.6	21.6
MND	84.4	76.3	77.4	81.0	80.3	86.5	69.6	95.2	73.4	81.4	78.1	90.7	72.2	75.0	83.8	74.5	74.3	80.2	99.0
NORM		74.4	71.6	75.9	75.5	71.6	69.2	72.1	74.3	74.1	69.5	72.2	71.1	70.9	69.1	73.0	66.0	71.4	69.2

DISTRICT 14

NR	883	897	913	921	922	923	961	964	967	970	977
DAG	SEVE NUM	VENLO	IJSSEL STEYN	VENRAY	SIEBEN GE WALD	ARCEN	ROER MOND	WEERT	HEI BLOEM	STRAMP ROY	REUVER
1	1.7	2.0	2.1	0.9	3.5	1.1	2.1	2.5	1.9	1.6	1.5
2	3.6	0.9	1.1	1.1	0.7	0.1	0.2	2.4	0.5	2.8	2.0
3	0.5	2.7	0.2	1.1	3.6	1.8	0.6	0.2	0.3	0.2	0.4
4	.	.	0.1	.	.	.	.	0.1	0.3	0.2	0.2
5	.	.	.	.	.	.	.	.	.	.	.
6	.	.	.	.	.	.	.	.	.	.	.
7	.	.	.	.	.	.	.	.	.	.	.
8	.	.	.	.	.	.	.	.	.	.	.
9	7.0	6.9	3.4	7.1	5.3	6.1	2.4	1.8	1.4	1.7	2.4
10	.	.	.	.	.	.	.	0.1	.	.	.
11	10.0	7.8	8.7	9.0	10.2	8.3	8.2	8.1	9.0	7.6	9.9
12	9.0	7.4	7.5	10.8	12.4	12.3	2.0	2.1	2.8	1.1	1.9
13	3.7	3.0	2.8	5.8	2.8	2.3	2.1	4.3	1.4	1.7	2.8
14	2.3	3.3	0.7	1.6	1.9	0.5	2.8	4.1	2.7	2.0	3.9
15	4.4	3.3	1.2	1.1	1.4	1.5	2.9	2.4	2.6	3.8	2.0
16	.	.	.	.	.	.	.	.	.	.	0.1
17	5.5	2.6	5.4	5.0	5.4	5.6	3.9	6.7	4.9	4.5	3.4
18	3.3	0.9	1.3	2.3	2.4	2.0	1.8	4.0	4.7	4.1	1.1
19	3.6	2.4	5.0	4.8	1.8	2.1	4.0	4.5	4.2	3.7	3.3
20	4.7	4.9	4.7	6.0	6.7	6.4	3.8	3.5	4.9	5.6	5.4
21	9.6	8.5	10.3	9.9	13.4	14.7	4.4	9.9	9.2	6.8	8.1
22	1.9	2.4	0.7	0.7	2.2	0.2	1.9	2.2	4.3	1.3	1.6
23	5.4	6.0	6.5	7.0	8.1	7.5	5.6	5.8	5.2	5.9	5.9
24	4.6	7.0	7.7	6.5	5.6	5.2	5.0	4.4	6.4	7.5	6.7
25	0.9	0.8	1.2	1.2	2.1	0.7	1.2	0.5	0.7	0.8	0.8
26	.	.	.	.	.	.	0.1	.	.	.	0.3
27	0.2	.	0.1	0.1	.	.	0.2	0.1	0.2	0.2	0.2
28	.	0.8	.	.	.	0.3	0.2	.	.	.	0.2
29	0.6	0.1	2.3	1.1	3.6	1.0	0.4	1.1	0.4	0.5	0.2
30	0.1	0.2	.	.	.	.	.	0.2	.	0.1	.
I	12.8	12.5	6.9	10.2	13.1	9.1	5.3	7.1	4.4	6.5	6.5
NORM	19.6	19.3	20.5	20.9			16.8	18.5	18.6	17.2	17.3
II	46.5	35.6	37.3	46.4	45.0	41.0	31.5	39.7	37.2	34.1	33.8
NORM	27.1	26.7	28.7	26.6			23.6	25.3	26.3	24.8	25.3
III	23.3	25.8	28.8	26.5	35.0	29.6	19.0	24.2	26.4	23.1	24.0
NORM	21.6	22.2	21.5	21.3			19.6	21.2	20.5	19.7	20.5
MND	82.6	73.9	73.0	83.1	93.1	79.7	55.8	71.0	68.0	63.7	64.3
NORM	68.3	68.1	70.6	68.9			60.1	65.0	65.4	61.7	63.1

DISTRICT 15

NR	962	963	965	966	968	969	971	973	974
DAG	UBACHS BERG	VAL KEN BURG	SCHAES BERG	SCHIN NEN	VAALS	STEIN	NOOR BEEK	BEEK	BUCH TEN
1	0.5	0.8	1.3	1.5	2.2	1.6	1.7	0.9*	1.9
2	0.9	1.3	0.3	0.9	0.8	2.0	3.5	1.2	0.9
3	.	0.6	0.4	.	0.4	0.2	0.5	1.6	0.1
4	.	0.2	.	.	0.2	0.2	.	0.2	0.3
5	.	.	.	.	.	.	.	.	.
6	.	.	.	.	.	.	.	.	.
7	.	.	.	.	.	.	.	.	.
8	.	.	.	.	.	.	.	.	.
9	6.4	3.0	8.7	8.1	7.5	7.2	4.0	7.2	3.8
10	.	0.1	.	.	.	0.1	.	.	0.2
11	7.8	8.7	4.5	6.9	6.2	7.1	7.0	6.9	6.3
12	2.6	2.8	1.5	1.6	5.4	1.3	2.6	1.7	1.4
13	5.4	5.8	1.8	3.1	9.4	7.6	5.5	3.5	2.1
14	2.1	3.1	3.3	8.2	6.9	5.8	4.5	4.9	4.3
15	6.5	5.3	6.7	4.1	4.2	4.6	2.5	6.0	2.2
16	.	.	.	.	.	0.1	.	.	0.2
17	1.8	5.7	4.3	5.4	2.7	5.6	6.2	6.0	3.7
18	1.2	0.4	0.6	1.0	2.5	1.7	1.0	0.9	0.8
19	8.6	8.1	6.5	9.4	10.5	2.7	9.0	5.4	3.0
20	6.4	6.7	8.3	4.0	12.1	6.5	8.0	6.4	4.7
21	4.8	5.1	3.4	5.0	6.2	6.8	4.4	5.7	5.6
22	1.1	1.1	0.9	.	2.7	1.3	0.6	0.1	0.3
23	7.2	8.5	6.3	8.5	7.5	8.2	7.3	7.8	5.9
24	6.8	6.7	5.4	5.0	7.8	4.2	6.7	5.0	2.6
25	0.5	0.5	0.5	1.2	0.2	1.0	0.5	0.8	1.2
26	.	.	.	.	.	.	.	.	0.2
27	.	0.2	0.3	0.2	0.2	0.4	.	0.2	.
28	.	.	.	.	.	.	.	0.2	0.2
29	1.2	1.0	0.8	0.2	2.3	2.3	1.4	1.0	2.3
30	.	.	.	.	0.2	0.2	.	0.1	0.1
I	7.8	6.0	10.7	10.5	11.1	11.3	9.7	11.1*	7.2
NORM	19.5	20.3	18.9	20.2	21.0	19.5	19.8	18.7	18.1
II	42.4	46.6	37.5	43.7	59.9	43.0	46.3	41.7	28.7
NORM	27.5	27.6	25.3	27.4	29.0	27.3	25.1	25.4	24.9
III	21.6	23.1	17.6	20.1	27.1	24.4	20.9	20.9	18.4
NORM	24.0	24.6	22.6	24.6	25.9	23.8	23.6	21.8	22.5
MND	71.8	75.7	65.8	74.3	98.1	78.7	76.9	73.7	54.3
NORM	71.0	72.5	66.8	72.1	75.9	70.5	68.6	66.0	65.6

NOVEMBER 2006

NEERSLAG 8-8 UUR (MM)

DISTRICT 15

NR	979	980	981	982
DAG	ECHT	EPEN	OOST-MAAR LAND	SCHIN VELD
1	1.5	2.0	0.5	2.2
2	0.5	2.2	1.5	0.1
3	.	1.1	0.2	.
4	0.3	.	.	.
5	.	.	.	.
6	.	.	.	.
7	.	.	.	.
8	.	.	.	.
9	2.4	5.0	3.8	6.2
10	.	.	.	.
11	4.7	6.2	4.8	5.1
12	1.2	3.4	3.4	1.5
13	1.5	5.9	4.0	5.4
14	2.9	5.2	3.6	7.2
15	2.5	2.5	2.0	2.8
16	.	.	.	.
17	3.1	5.2	5.2	2.4
18	0.3	1.3	0.9	0.5
19	4.2	9.2	8.4	5.5
20	4.5	9.4	4.6	6.1
21	4.8	5.3	3.3	4.8
22	0.6	3.5	2.4	2.1
23	4.5	8.3	7.4	6.5
24	3.2	6.5	5.3	4.0
25	1.2	0.2	0.4	1.0
26	.	0.3	0.3	.
27	.	0.2	.	.
28	0.3	.	.	.
29	1.3	1.3	0.3	0.5
30	.	.	.	.
I	4.7	10.3	6.0	8.5
NORM	16.8			
II	24.9	48.3	36.9	36.5
NORM	21.9			
III	15.9	25.6	19.4	18.9
NORM	19.0			
MND	45.5	84.2	62.3	63.9
NORM	57.7			

REFERENTIE–GEWASVERDAMPING VOLGENS MAKKINK (MM)

NR	270	277	286	249	269	279	210	240	275	290	344	356	283	323	319	350	370	375	377	391
DAG	LEEU WARDEN	LAU WERS OOG	NIEUW BEERTA	BERK HOUT	LELY STAD	HOOGE VEEN	VALKEN BURG	SCHIP HOL	DEE LEN	TWEN THE	R'DAM	HER WIJNEN	HUP SEL	WILHEL MINA DORP	WEST DORPE	GILZE RIJEN	EIND HOVEN	VOLKEL	ELL	ARCEN
1	0.6	0.7	0.5	0.8	0.8	0.7	0.7	0.7	0.8	0.6	0.8	0.8	0.8	0.8	0.8	0.8	0.8	0.8	0.8	0.8
2	0.7	0.6	0.5	0.6	0.7	0.7	0.5	0.6	0.6	0.7	0.6	0.6	0.7	0.6	0.6	0.6	0.6	0.6	0.7	0.6
3	0.5	0.4	0.2	0.6	0.5	0.3	0.5	0.5	0.5	0.3	0.5	0.5	0.3	0.6	0.7	0.5	0.5	0.5	0.6	0.5
4	0.3	0.2	0.2	0.4	0.5	0.4	0.6	0.6	0.5	0.5	0.8	0.7	0.6	0.9	0.8	0.9	0.8	0.6	0.8	0.6
5	0.4	0.4	0.4	0.3	0.3	0.4	0.3	0.3	0.3	0.3	0.2	0.3	0.3	0.5	0.6	0.4	0.3	0.3	0.4	0.2
6	0.3	0.3	0.3	0.3	0.3	0.2	0.5	0.5	0.4	0.3	0.6	0.4	0.3	0.7	0.6	0.4	0.4	0.4	0.4	0.3
7	0.4	0.6	0.5	0.4	0.6	0.4	0.3	0.4	0.3	0.4	0.2	0.2	0.4	0.4	0.5	0.5	0.4	0.3	0.7	0.6
8	0.3	0.3	0.2	0.3	0.3	0.2	0.3	0.3	0.3	0.3	0.4	0.4	0.3	0.3	0.3	0.4	0.4	0.4	0.5	0.5
9	0.7	0.6	0.6	0.7	0.7	0.7	0.8	0.8	0.6	0.6	1.0	0.7	0.7	0.9	0.9	0.9	0.8	0.8	0.7	0.9
10	0.4	0.4	0.6	0.3	0.5	0.6	0.4	0.4	0.6	0.6	0.6	0.6	0.6	0.7	0.7	0.7	0.7	0.7	0.6	0.6
11	0.4	0.4	0.4	0.4	0.4	0.3	0.4	0.4	0.3	0.2	0.5	0.4	0.3	0.6	0.6	0.5	0.5	0.4	0.3	0.4
12	0.5	0.5	0.5	0.4	0.4	0.5	0.4	0.4	0.4	0.4	0.5	0.4	0.5	0.6	0.7	0.4	0.4	0.4	0.4	0.4
13	0.3	0.3	0.1	0.4	0.3	0.1	0.5	0.5	0.1	0.1	0.3	0.2	0.1	0.3	0.3	0.3	0.2	0.2	0.1	0.2
14	0.4	0.4	0.4	0.3	0.3	0.3	0.4	0.3	0.4	0.3	0.5	0.5	0.4	0.4	0.3	0.4	0.3	0.4	0.2	0.3
15	0.3	0.3	0.3	0.2	0.4	0.3	0.5	0.5	0.3	0.3	0.6	0.4	0.3	0.6	0.5	0.5	0.5	0.4	0.7	0.6
16	0.4	0.4	0.5	0.3	0.4	0.4	0.2	0.3	0.4	0.6	0.2	0.3	0.6	0.2	0.3	0.3	0.4	0.5	0.6	0.6
17	0.6	0.6	0.3	0.7	0.7	0.4	0.7	0.7	0.5	0.3	0.8	0.7	0.4	0.8	0.8	0.7	0.7	0.6	0.6	0.5
18	0.6	0.6	0.3	0.6	0.5	0.4	0.6	0.6	0.4	0.3	0.6	0.5	0.3	0.4	0.5	0.6	0.5	0.5	0.5	0.4
19	0.2	0.2	0.1	0.2	0.2	0.1	0.2	0.2	0.1	0.1	0.3	0.2	0.1	0.3	0.3	0.2	0.2	0.1	0.1	0.1
20	.	0.1	0.1	0.1	0.1	0.1	0.1	.	0.1	0.1	0.1	0.1	0.2	0.1	0.1	0.1	0.2	0.1	0.2	0.1
21	0.4	0.5	0.4	0.4	0.4	0.4	0.4	0.4	0.3	0.4	0.4	0.3	0.4	0.5	0.4	0.5	0.5	0.4	0.5	0.5
22	0.3	0.5	0.3	0.4	0.4	0.3	0.4	0.4	0.2	0.2	0.3	0.3	0.2	0.4	0.4	0.4	0.3	0.3	0.4	0.3
23	0.1	0.1	0.1	0.2	0.1	0.1	0.2	0.2	0.1	0.1	0.1	0.1	0.1	0.2	0.1	0.1	0.1	0.1	0.2	0.1
24	0.4	0.4	0.4	0.4	0.5	0.4	0.5	0.4	0.4	0.4	0.5	0.3	0.4	0.5	0.4	0.3	0.3	0.3	0.2	0.2
25	0.2	0.2	0.2	0.2	0.2	0.2	0.3	0.2	0.2	0.2	0.2	0.2	0.2	0.2	0.2	0.2	0.2	0.2	0.2	0.1
26	0.5	0.5	0.4	0.5	0.5	0.4	0.5	0.5	0.5	0.4	0.5	0.5	0.4	0.4	0.3	0.5	0.5	0.5	0.5	0.4
27	0.5	0.5	0.4	0.5	0.5	0.5	0.6	0.6	0.4	0.4	0.6	0.6	0.3	0.6	0.7	0.6	0.6	0.5	0.4	0.3
28	0.5	0.5	0.5	0.4	0.5	0.5	0.3	0.4	0.5	0.6	0.4	0.5	0.5	0.3	0.4	0.5	0.5	0.5	0.6	0.6
29	0.5	0.4	0.4	0.5	0.5	0.4	0.6	0.5	0.5	0.4	0.6	0.6	0.5	0.6	0.6	0.6	0.6	0.5	0.6	0.5
30	0.2	0.2	0.3	0.3	0.2	0.2	0.4	0.2	0.2	0.3	0.4	0.2	0.2	0.4	0.5	0.3	0.3	0.2	0.6	0.2
I	4.6	4.5	4.0	4.7	5.2	4.6	4.9	5.1	4.9	4.6	5.7	5.2	5.0	6.4	6.5	6.1	5.7	5.4	6.2	5.6
II	3.7	3.8	3.0	3.6	3.7	2.9	4.0	3.9	3.0	2.7	4.4	3.7	3.2	4.3	4.4	4.0	3.9	3.6	3.7	3.6
III	3.6	3.8	3.4	3.8	3.8	3.4	4.2	3.8	3.3	3.4	4.0	3.6	3.2	4.1	4.0	4.0	3.9	3.5	4.2	3.2
MND	11.9	12.1	10.4	12.1	12.7	10.9	13.1	12.8	11.2	10.7	14.1	12.5	11.4	14.8	14.9	14.1	13.5	12.5	14.1	12.4

NR	235	280	260	310	380	235	280	260	310	380	235	280	260	310	380
	REFERENTIE GEWASVERDAMPING (MM)					NEERSLAG 0–24 UUR (MM)					SNEEUWDAGEN (s) O– 24 UUR				
DAG	DE KOOY	EELDE	DE BILT	VLIS SIN GEN	MAAS TRICHT	DE KOOY	EELDE	DE BILT	VLIS SIN GEN	MAAS TRICHT	DE KOOY	EELDE	DE BILT	VLIS SIN GEN	MAAS TRICHT
1	0.7	0.7	0.8	0.9	0.8	1.8	2.0	2.5	6.7	1.4	.	.	.	.	.
2	0.6	0.8	0.6	0.6	0.5	8.8	5.1	2.5	11.2	0.3	.	.	.	.	.
3	0.5	0.3	0.5	1.0	0.5	5.5	4.0	0.2	3.1	0.0	.	.	.	.	.
4	0.4	0.3	0.6	0.9	0.7	0.1	0.0	0.0	.	0.0	.	.	.	.	.
5	0.4	0.4	0.3	0.8	0.3	.	.	.	.	.	.	.	.	.	.
6	0.3	0.4	0.5	0.7	0.3	.	.	.	.	.	.	.	.	.	.
7	0.8	0.4	0.2	0.4	0.9	.	.	.	.	.	.	.	.	.	.
8	0.3	0.3	0.3	0.4	0.4	0.2	0.9	7.1	0.7	1.8	.	.	.	.	.
9	0.6	0.6	0.8	1.0	0.7	0.2	2.9	0.2	0.8	3.2	.	.	.	.	.
10	0.3	0.5	0.5	0.7	0.7	0.4	.	.	0.0	.	.	.	.	.	.
11	0.3	0.4	0.4	0.6	0.2	15.5	9.1	22.5	10.2	8.8	.	.	.	.	.
12	0.4	0.4	0.4	0.7	0.3	2.7	5.0	5.3	0.0	4.1	.	.	.	.	.
13	0.5	0.2	0.3	0.4	0.1	2.5	1.5	4.6	2.4	3.4	.	.	.	.	.
14	0.4	0.4	0.4	0.3	0.1	5.4	3.8	3.8	1.2	5.6	.	.	.	.	.
15	0.3	0.3	0.4	0.7	0.6	.	1.0	0.4	1.3	1.1	.	.	.	.	.
16	0.3	0.5	0.3	0.2	0.7	8.3	5.0	4.7	4.1	3.2	.	.	.	.	.
17	0.7	0.5	0.7	0.8	0.6	.	0.0	.	0.0	3.4	.	.	.	.	.
18	0.6	0.5	0.5	0.4	0.4	2.7	0.2	1.1	2.5	1.2	.	.	.	.	.
19	0.3	0.2	0.2	0.4	0.1	5.1	0.0	2.2	0.2	11.0	.	.	.	.	.
20	.	0.1	.	0.1	0.2	6.4	3.0	8.7	6.1	3.8	.	.	.	.	.
21	0.5	0.4	0.3	0.6	0.5	3.2	1.2	5.1	2.6	1.2	.	.	.	.	.
22	0.4	0.4	0.3	0.5	0.5	10.2	0.1	8.2	12.7	6.2	.	.	.	.	.
23	0.3	0.1	0.1	0.2	0.2	10.9	7.1	8.8	5.3	6.2	.	.	.	.	.
24	0.4	0.4	0.5	0.5	0.2	0.5	0.1	0.3	2.2	0.5	.	.	.	.	.
25	0.2	0.2	0.2	0.3	0.2	3.2	1.3	4.3	3.8	0.0	.	.	.	.	.
26	0.5	0.5	0.5	0.5	0.5	.	.	.	.	.	.	.	.	.	.
27	0.6	0.4	0.5	0.6	0.4	.	0.0	.	0.0	0.3	.	.	.	.	.
28	0.4	0.5	0.4	0.3	0.7	1.4	0.2	0.0	0.7	1.2	.	.	.	.	.
29	0.5	0.4	0.6	0.7	0.5	3.3	.	.	.	.	.	.	.	.	.
30	0.4	0.3	0.2	0.4	0.6	.	.	.	.	.	.	.	.	.	.
I	4.9	4.7	5.1	7.4	5.8	17.0	14.9	12.5	22.5	6.7	.	.	.	.	.
NORM	4.7	4.5	4.7	5.5	5.3	28.9	21.3	25.1	20.3	18.0					
II	3.8	3.5	3.6	4.6	3.3	48.6	28.6	53.3	28.0	45.6	.	.	.	.	.
NORM	3.7	3.4	3.6	4.3	3.9	35.2	29.4	30.8	29.9	25.3					
III	4.2	3.6	3.6	4.6	4.3	32.7	10.0	26.7	27.3	15.6	.	.	.	.	.
NORM	2.6	2.5	2.7	3.2	3.0	27.8	27.4	25.4	25.6	22.7					
MND	12.9	11.8	12.3	16.6	13.4	98.3	53.5	92.5	77.8	67.9	.	.	.	.	.
NORM	11.0	10.3	11.0	12.9	12.2	91.9	78.1	81.2	75.8	66.0					

NEERSLAGGEMIDDELDEN PER DISTRICT (MM)

	D1	D2	D3	D4
I	19.7	22.8	26.0	20.7
II	43.1	34.5	33.1	44.1
III	32.3	30.5	23.9	30.5
MAAND	95.1	87.7	82.9	95.3
NORM	98.2	87.3	80.5	94.1

	D5	D6	D7	D8
I	17.4	17.5	22.1	17.9
II	31.1	33.6	43.7	37.9
III	26.6	30.6	33.7	40.3
MAAND	75.1	81.7	99.4	96.0
NORM	80.1	73.9	92.4	82.4

	D9	D10	D11	D12
I	12.5	13.6	22.6	17.6
II	41.9	39.8	30.1	34.9
III	37.5	35.1	33.9	39.1
MAAND	91.9	88.5	86.6	91.6
NORM	70.7	77.9	83.3	80.2

	D13	D14	D15	LAND
I	11.9	8.6	8.8	18.6
II	37.5	38.9	41.3	37.4
III	32.3	26.0	21.1	31.9
MAAND	81.6	73.5	71.2	87.9
NORM	73.0	65.7	68.7	82.1

HOOGSTE MAANDSOM 121.0 MM TE
541 ARNHEM

LAAGSTE MAANDSOM 45.5 MM TE
979 ECHT

HOOGSTE DAGSOM 25.4 MM OP
21/11 TE
667 DOETINCHEM

NORMALEN: TIJDVAK 1971–2000

Kaart met meteorologische stations

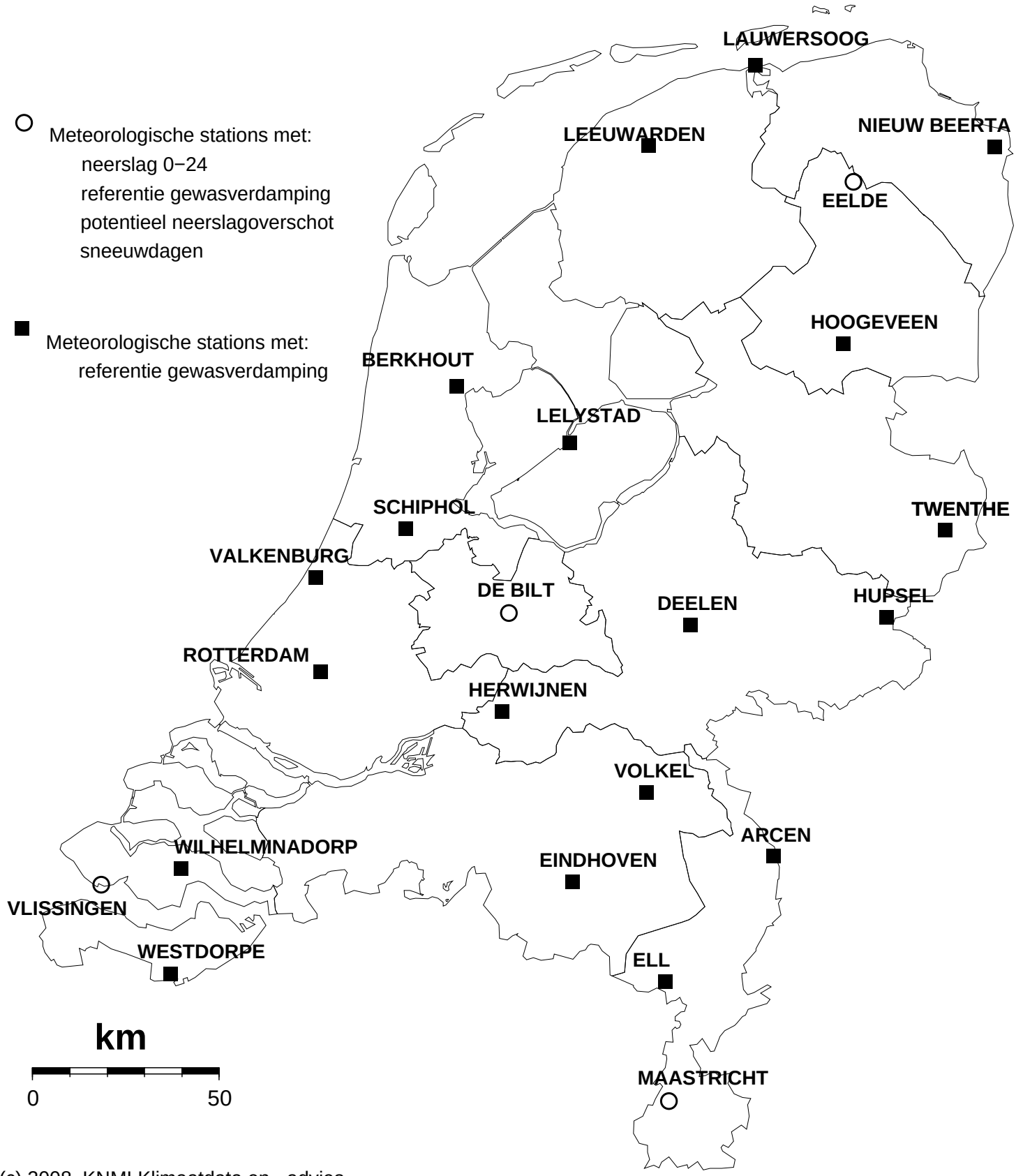

(c) 2008, KNMI Klimaatdata en −advies

KNMI Neerslagstations,

neerslag 08−08 uur UT

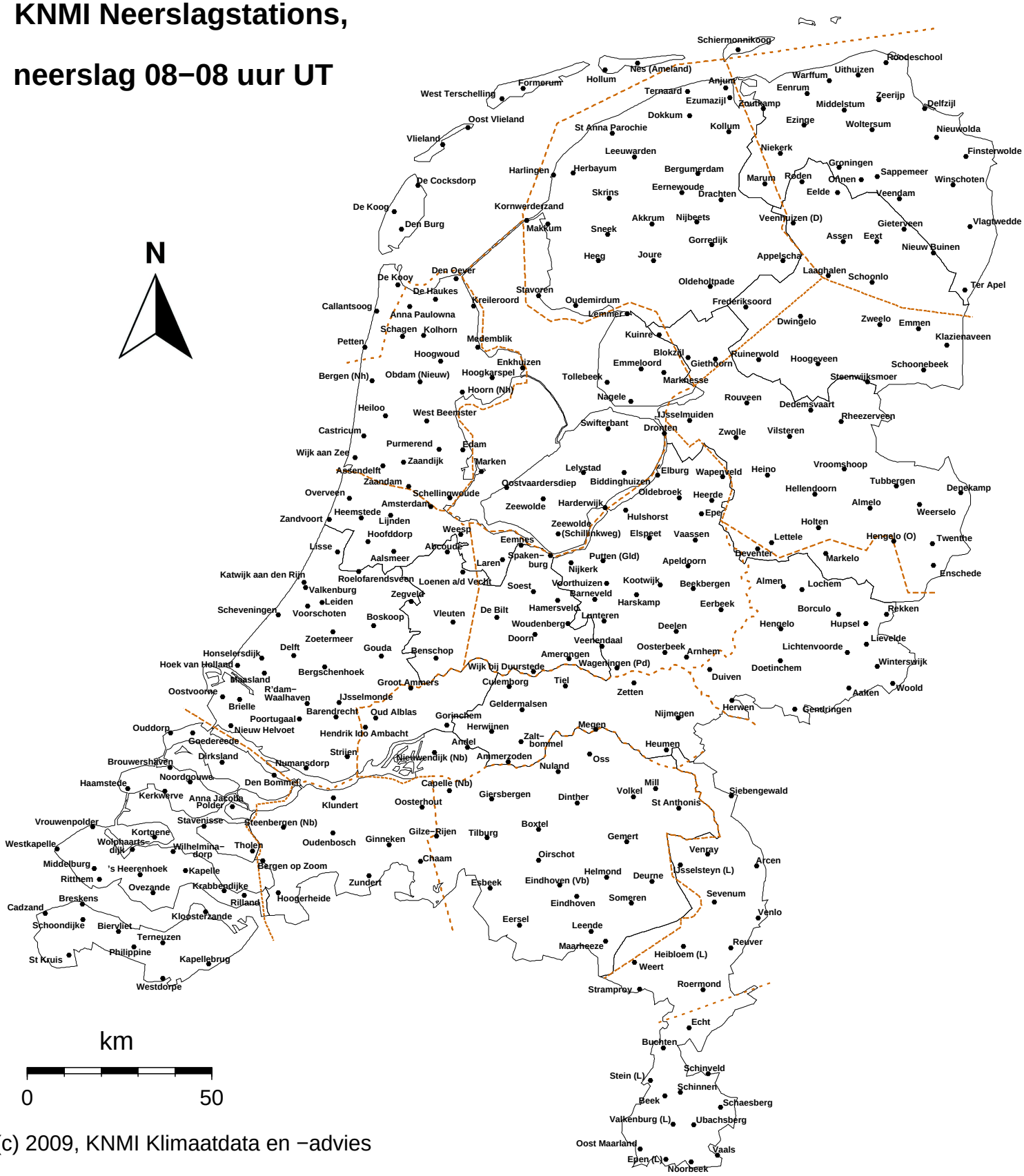

(c) 2009, KNMI Klimaatdata en −advies

Maandsommen neerslag, november 2006

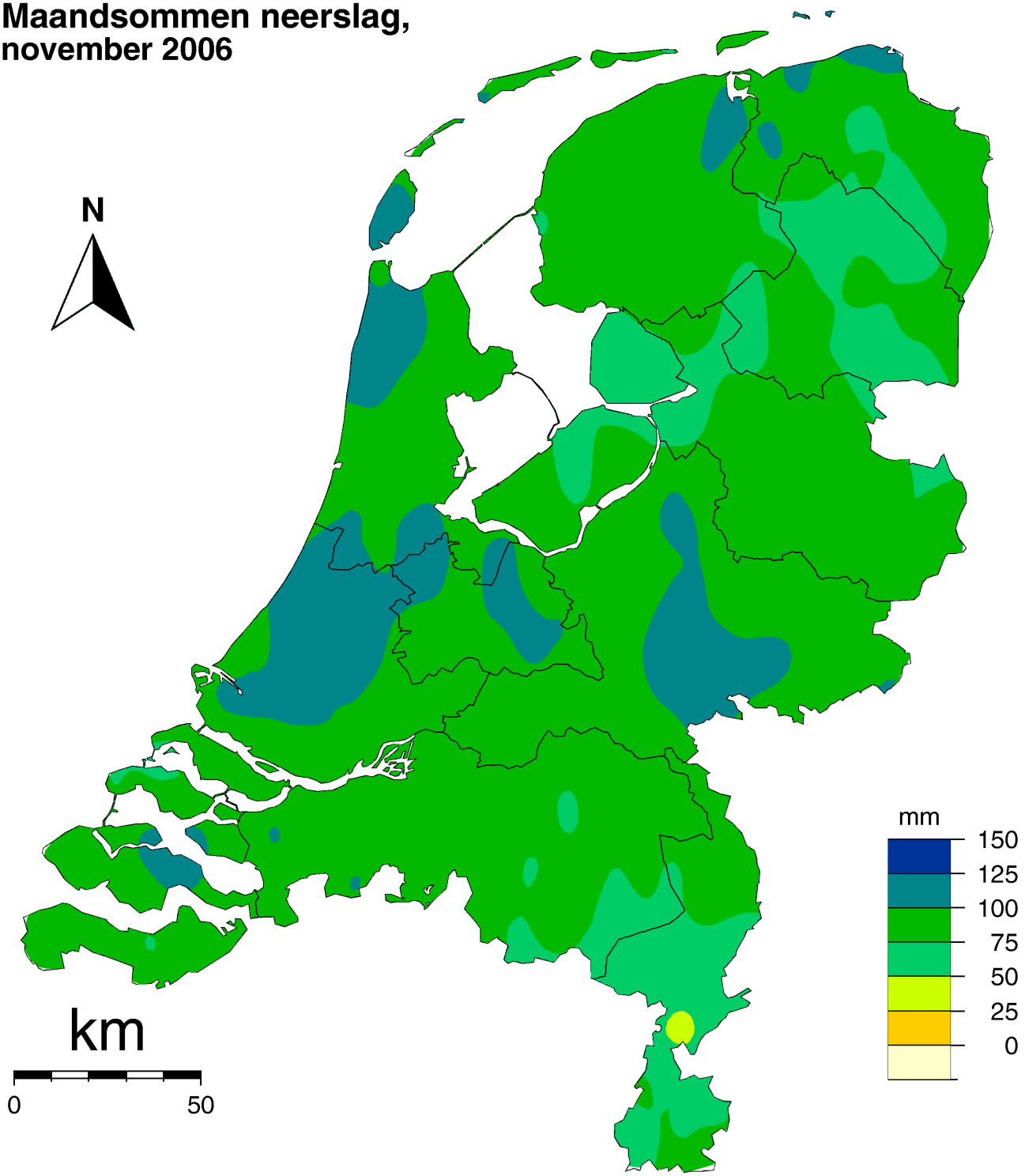

(c) 2009, KNMI Klimaatdata en –advies

Dit rapport is een uitgave van:

Koninklijk Nederlands Meteorologisch Instituut
Klimaatdata en -advies
Postbus 201 | 3730 AE De Bilt
www.knmi.nl | klimaatdesk@knmi.nl