Koninklijk Nederlands
Meteorologisch Instituut
Ministerie van Verkeer en Waterstaat

Maandoverzicht neerslag en verdamping in Nederland

februari 2011

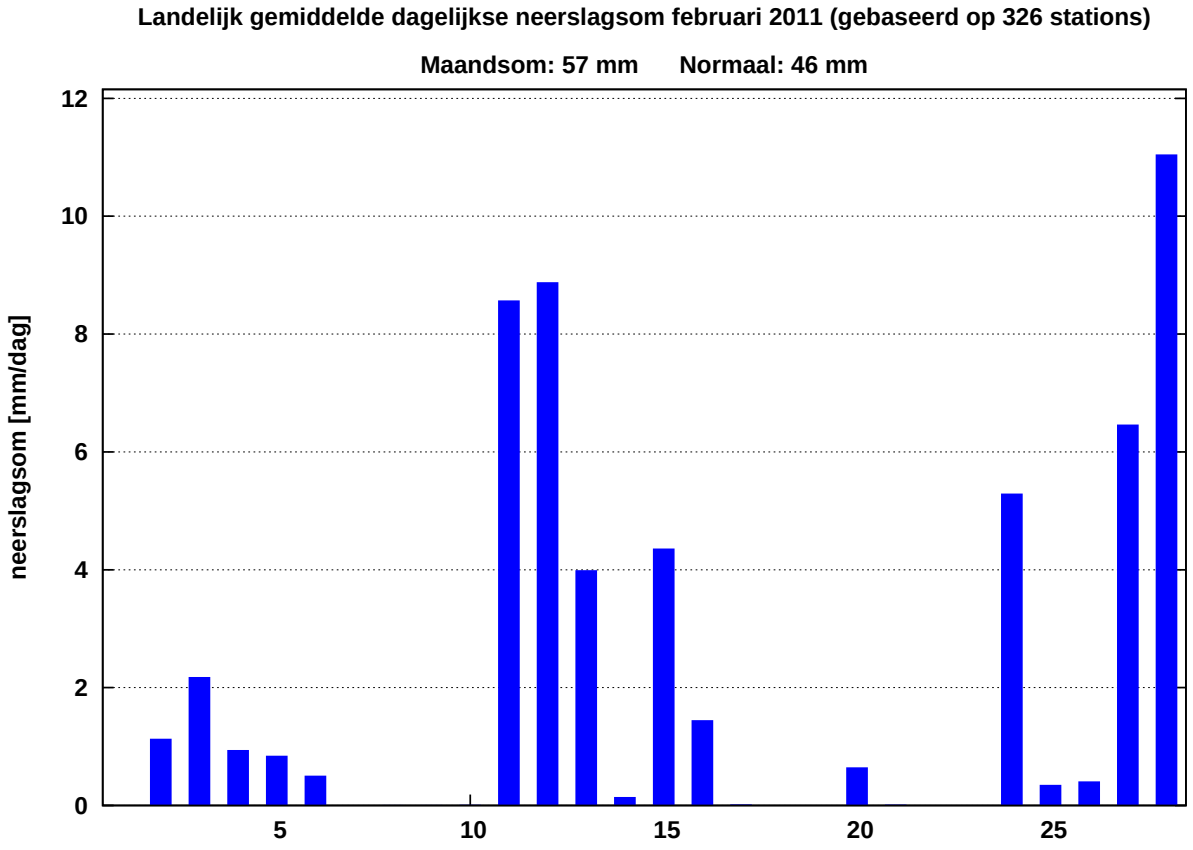

In het Maandoverzicht neerslag en verdamping in Nederland (MONV) zijn dagelijkse gegevens van neerslag, verdamping, potentieel neerslagoverschot en sneeuwdagen opgenomen. Daarnaast worden decade- en maandwaarden vermeld. De metingen worden verricht op ca. 325 KNMI-neerslagstations en 25 KNMI meteorologische stations, alwaar uit metingen van temperatuur en straling de referentie-gewasverdamping wordt berekend. Het MONV is ruim 75 jaar uitgegeven als KNMI-periodiek en wordt sinds 2009 verspreid via internet (http://www.knmi.nl/klimatologie/monv).

KNMI
Klimaatdata en –advies
Postbus 201
3730 AE De Bilt
e-mail: Klimaatdesk@knmi.nl

FEBRUARI 2011

NEERSLAG 8-8 UUR (MM)

DISTRICT 1

NR	10	11	12	15	16	17	18	19	21	22	24	25	26
DAG	HOL LUM	W.TER SCHEL LING	SCHIER MONNIK OOG	OOST VLIE LAND	PETTEN	DEN BURG	NES AME LAND	DE COCKS DORP	CAL LANTS OOG	DE KOOG	VLIE LAND	DE KOOY	FOR MERUM
1	.	.	.	.	0.1	.	.	.	.	.	.	0.2	.
2	2.0	1.4	0.5	2.2	1.1	1.4	1.2	1.6	1.0	1.3	1.5	1.3	1.6
3	0.4	0.1	0.5	.	2.6	0.6	0.4	0.2	1.8	0.5	.	2.0	0.2
4	1.2	0.6	3.3	.	0.9	0.7	1.5	0.6	0.9	0.8	0.2	0.7	0.7
5	0.6	0.3	0.4	0.3	.	.	0.6	.	.	.	.	.	0.5
6	4.7	6.2	1.0	2.8	.	.	6.0	.	0.1	.	.	.	6.7
7	.	.	0.1	.	.	.	.	.	.	.	.	.	.
8	.	.	.	.	.	.	.	.	.	.	.	.	.
9	0.1	0.1	.	.	.	.	.	.	.	.	.	.	0.2
10	.	.	.	.	0.1	.	0.2	0.2	0.1	.	0.3	.	.
11	4.7	5.7	4.7	5.0	5.9	3.9	5.0	4.5	5.3	3.5	5.0	4.9	5.3
12	.	.	.	0.8	2.4	0.6	.	0.9	2.7	0.6	0.8	2.5	.
13	8.4	5.3	5.4	4.0	4.8	6.2	8.1	5.2	4.7	5.6	4.0	5.5	5.7
14	.	0.2	.	0.8	0.1	.	.	0.1	.	0.2	0.2	.	.
15	3.0	1.7	4.9	1.6	2.1	2.0	2.6	2.2	1.8	1.8	1.5	2.1	1.8
16	3.4	1.6	2.8	1.2	1.6	1.9	3.1	1.8	2.1	2.1	2.0	2.4	2.0
17	0.1	.	.	.	0.1	.	.	.	.	.	.	0.1	0.1
18	.	.	.	.	.	.	.	.	.	.	.	.	.
19	.	.	.	.	.	.	.	.	.	.	.	.	.
20	.	.	.	.	.	.	.	.	.	.	.	.	.
21	.	.	.	.	.	.	.	.	.	.	.	.	.
22	.	.	.	.	.	.	.	.	.	.	.	.	.
23	.	.	.	.	.	.	.	.	.	.	.	.	.
24	5.0	5.9	1.8	10.3	5.8	8.3	5.1	7.6	5.8	8.2	12.0	6.0	5.0
25	0.2	0.6	0.5	0.4	0.3	0.4	.	0.4	0.2	0.4	0.4	0.2	0.1
26	0.6	0.4	0.4	0.4	.	0.2	0.6	0.4	.	0.2	2.0	0.1	0.4
27	2.0	3.9	2.3	4.7	9.6	10.5	2.5	9.6	11.3	10.2	8.4	10.0	2.1
28	6.7	3.4	9.9	4.0	9.2	9.2	8.0	5.8	16.7	9.5	5.5	12.5	3.7
I	9.0	8.7	5.8	5.3	4.8	2.7	9.9	2.6	3.9	2.6	2.0	4.2	9.9
NORM	16.7	17.4	18.1	17.8	16.1	18.1	18.1	18.6	18.4	18.3	17.8	16.8	
II	19.6	14.5	17.8	13.4	17.0	14.6	18.8	14.7	16.6	13.8	13.5	17.5	14.9
NORM	15.8	16.1	15.3	16.1	15.3	14.8	16.1	14.7	17.0	15.2	13.8	15.2	
III	14.5	14.2	14.9	19.8	24.9	28.6	16.2	23.8	34.0	28.5	28.3	28.8	11.3
NORM	9.2	8.9	8.5	9.5	7.8	8.4	9.3	9.5	9.5	8.8	9.0	8.3	
MND	43.1	37.4	38.5	38.5	46.7	45.9	44.9	41.1	54.5	44.9	43.8	50.5	36.1
NORM	41.7	42.3	41.9	43.4	39.2	41.2	43.5	42.8	44.9	42.3	40.5	40.3	

DISTRICT 2

NR	61	64	65	66	67	68	69
DAG	SKRINS	SNEEK	MAK KUM	HAR LINGEN	DOK KUM	ST ANNA PAR.	APPEL SCHA
1	.	.	.	.	.	.	.
2	1.3	1.2	1.3	1.4	0.9	1.5	0.5
3	0.6	1.9	1.5*	1.0*	1.3	0.9	0.8
4	0.9	1.0	1.5	0.5	2.4	0.7	2.6
5	0.4	0.2	.	.	1.3	0.2	4.0
6	0.1	.	.	.	1.0	0.5	1.6
7	.	.	0.1	.	0.1	.	.
8	.	.	.	.	.	.	.
9	.	.	0.2	.	.	0.1	.
10	.	.	.	.	0.1	.	.
11	3.6	4.5	3.3	3.5	4.7	4.6	4.2
12	0.5	0.4	0.5	.	.	.	0.1
13	5.5	5.9	6.0	5.4	6.3	7.3	8.0
14	.	.	.	.	0.1	.	.
15	2.8	1.8	1.5	1.7	3.3	2.3	7.5
16	2.5	2.9	2.4	3.1	3.2	2.0*	2.1
17	.	0.1	0.1	.	0.1	.	.
18	.	.	.	.	.	.	.
19	.	.	.	.	.	.	.
20	.	.	.	.	.	.	.
21	.	.	.	.	.	.	.
22	.	.	.	.	.	.	.
23	.	.	.	.	.	.	.
24	6.1	6.5	8.9	6.5	4.6	5.5	2.0
25	0.2	0.2	0.2	0.2	.	0.3	0.4
26	0.8	0.6	0.5	0.6	0.6	1.3	0.3
27	4.0	4.5	4.6	2.0	3.8	3.1	1.4
28	6.9	8.4	4.1	3.6	10.0	8.0	6.1
I	3.3	4.3	4.6*	2.9*	7.1	3.9	9.5
NORM		17.8	18.0	17.5	18.7	19.1	20.2
II	14.9	15.6	13.8	13.7	17.7	16.2*	21.9
NORM		18.6	16.0	17.2	17.5	17.3	20.7
III	18.0	20.2	18.3	12.9	19.0	18.2	10.2
NORM		10.4	9.3	8.4	10.2	9.7	11.8
MND	36.2	40.1	36.7	29.5	43.8	38.3	41.6
NORM		46.7	43.3	43.1	46.4	46.2	52.8

DISTRICT 2

NR	70	73	75	76	77	78	79	80	81	82	84	85	86
DAG	OUDE MIRDUM	DRACH TEN	OLDE HOLT PADE	KORN WERDER ZAND	KOLLUM	HER BAYUM	HEEG	STA VOREN	JOURE	GORRE DIJK	EZUMA ZIJL	LEEU WARDEN	NIJ BEETS
1	.	.	.	0.1	.	.	.	.	.	.	.	.	.
2	1.3	1.1	0.8	1.9	0.7	1.6	0.3	1.0	0.8	0.7	1.1	1.2	0.7
3	2.4	1.5	0.7	1.6	1.2	1.1	1.9	2.5	1.6	1.1	1.0	1.2	1.4
4	1.5	2.6	1.5	1.4	3.4	0.5	1.1	0.6	1.5	0.8	4.0	1.1	2.0
5	0.5	1.9	3.2	0.2	2.7	0.1	0.3	0.1	1.2	1.3	1.7	0.3	1.6
6	0.1	0.2	0.3	.	0.5	0.1	.	.	.	0.2	1.3	0.2	0.2
7	.	.	.	.	.	.	.	.	.	.	.	.	.
8	.	.	.	.	.	.	.	.	.	.	.	.	.
9	.	.	.	0.2	.	.	.	.	.	.	.	.	.
10	0.2	.	.	0.1	.	0.1	0.1	.	.	0.2	.	.	.
11	5.7	4.6	5.7	3.7	3.8	3.8	4.3	5.4	3.9	4.0	4.8	4.2	3.9
12	2.6	.	0.8	0.8	.	0.1	0.4	1.7	0.7	0.2	.	.	.
13	8.8	6.9	4.8	5.8	6.2	6.5	8.0	6.5	8.3	6.8	6.0	8.1	6.9
14	0.1	.	.	0.2	.	.	.	0.1	.	0.1	.	.	0.1
15	1.2	6.2	6.5	1.3	5.2	2.1	1.3	1.0	2.5	5.7	4.6	2.3	4.7
16	2.8	2.3	1.7	2.4	3.0	3.0	3.2	1.6	3.2	1.9	2.2	4.2	2.5
17	.	0.1	.	0.2	.	.	.	0.1	.	.	.	.	.
18	.	.	.	.	.	.	.	.	.	.	.	.	.
19	.	.	.	.	.	.	.	.	.	.	.	.	.
20	.	.	.	.	.	.	.	.	.	.	.	.	.
21	.	.	.	.	.	.	.	.	.	.	.	.	.
22	.	.	.	.	.	.	.	.	.	.	.	.	.
23	.	.	.	.	.	.	.	.	.	.	.	.	.
24	6.1	3.6	4.4	8.2	2.5	6.6	7.1	6.2	6.0	2.7	2.0	2.9	2.6
25	0.1	.	0.1	0.2	0.3	0.2	.	0.1	.	0.1	0.4	0.1	0.1
26	0.3	0.2	0.3	0.3	0.3	1.0	0.4	0.4	0.3	.	0.3	1.0	0.1
27	5.2	4.8	4.1	3.8	2.7	2.6	4.6	3.5	6.9	3.9	1.9	3.6	2.8
28	9.1	5.5	7.7	6.7	4.8	6.4	10.7	7.2	9.4	5.9	10.7	8.2	7.0
I	6.0	7.3	6.5	5.5	8.5	3.5	3.7	4.2	5.1	4.3	9.1	4.0	5.9
NORM	18.3	19.6	20.1	17.3	20.1		18.9	17.1	17.5	20.0	19.2	18.0	18.6
II	21.2	20.1	19.5	14.4	18.2	15.5	17.2	16.4	18.6	18.7	17.6	18.8	18.1
NORM	16.8	19.8	19.3	15.8	18.7		17.7	16.3	17.4	18.8	17.3	16.4	17.9
III	20.8	14.1	16.6	19.2	10.6	16.8	22.8	17.4	22.6	12.6	15.3	15.8	12.6
NORM	9.9	11.0	10.8	9.6	10.5		10.3	8.4	9.7	10.8	10.2	9.4	10.2
MND	48.0	41.5	42.6	39.1	37.3	35.8	43.7	38.0	46.3	35.6	42.0	38.6	36.6
NORM	45.0	50.4	50.2	42.8	49.4		47.0	41.8	44.7	49.6	46.7	43.8	46.6

DISTRICT 2

NR	87	89	90	91	166	171	326	338
DAG	BER GUMER DAM	AK KRUM	EERNE WOUDE	TER NAARD	MARUM	AN JUM	FREDE RIKS OORD	GIET HOORN
1	.	.	.	.	.	.	.	.
2	0.7	1.0	0.7	1.1	1.6	0.9	1.0	1.2
3	0.9	2.2	0.7	0.8	1.2	1.1	1.0	1.5
4	2.0	0.8	1.8	1.6	3.4	2.4	1.3	1.1
5	1.3	0.4	0.9	0.3	0.8	1.2	3.8	3.1
6	0.3	.	.	1.2	0.6	1.3	0.7	0.3
7	.	.	.	.	.	.	.	.
8	.	.	.	.	.	.	.	.
9	.	.	.	.	.	0.2	.	.
10	.	.	.	.	.	.	.	.
11	3.7	3.7	3.5	5.3	2.6	5.2	6.0	7.9
12	.	0.4	.	.	.	.	1.9	2.9
13	5.7	5.5	6.7	6.0	7.2	5.8	7.5	4.4
14	.	.	.	.	.	.	.	.
15	5.0	2.4	5.4	3.6	3.2	5.0	6.5	5.0
16	3.0	3.4	3.3	3.7	3.4	2.3	2.0	2.3
17	.	.	.	.	.	0.2	.	.
18	.	.	.	.	.	.	.	.
19	.	.	.	.	.	.	.	.
20	.	.	.	.	.	.	.	.
21	.	.	.	.	.	.	.	.
22	.	.	.	.	.	.	.	.
23	.	.	.	.	.	.	.	.
24	4.0*	3.1	4.3	2.9	1.8	1.5	2.0	4.2
25	0.1	0.1	0.2	.	0.8	0.2	.	0.7
26	0.9	0.3	0.4	0.8	0.6	0.5	0.4	0.6
27	3.4	3.5	4.6	3.3	2.8	1.8	2.4	3.1
28	6.9	5.8	6.6	10.3	6.4	11.1	6.0*	7.6
I	5.2	4.4	4.1	5.0	7.6	7.1	7.8	7.2
NORM	18.2		18.2	17.8	19.5		18.8	18.4
II	17.4	15.4	18.9	18.6	16.4	18.5	23.9	22.5
NORM	17.0		17.6	16.8	20.6		18.6	17.3
III	15.3*	12.8	16.1	17.3	12.4	15.1	10.8*	16.2
NORM	9.5		9.9	9.5	10.9		10.1	10.0
MND	37.9	32.6	39.1	40.9	36.4	40.7	42.5	45.9
NORM	44.8		45.8	44.1	51.0		47.6	45.7

FEBRUARI 2011

NEERSLAG 8-8 UUR (MM)

	DISTRICT 2	DISTRICT 3																		
NR	353	134	135	136	139	140	141	142	143	144	145	147	148	150	151	152	153	154	155	156
DAG	BLOK ZIJL	MIDDEL STUM	WOL TER SUM	EZIN GE	GRO NINGEN	ASSEN	DELF ZIJL	WARF FUM	FINS TER WOLDE	TER APEL	ZOUT KAMP	VEEN DAM	SAPPE MEER	UIT HUI ZEN	ROODE SCHOOL	GIETER VEEN	WIN SCHO TEN	EENRUM	EEXT	VLAGT WEDDE
1	.	.	.	.	.	.	.	.	.	.	.	.	.	.	.	.	.	.	.	.
2	0.8	0.5	0.7	0.5	1.0	1.7	0.5	0.8	0.8	1.5	0.9	0.6	0.8	0.8	0.8	0.7	1.3	1.0	0.9	0.8
3	1.3	0.6	1.0	1.0	0.9	1.2	0.4	0.9	0.4	0.9	0.9	0.3	0.7	0.5	0.7	0.9	0.8	0.8	1.2	0.5
4	1.0	3.0	5.7	4.2	5.0	3.9	4.3	4.9	4.1	3.9	4.6	2.8	4.4	4.6	4.9	4.4	4.1	4.9	4.7	3.1
5	3.0	3.4	7.2	4.3	4.9	6.9	5.2	4.1	5.6	7.2	3.0	4.2	5.0	4.2	5.0	6.1	7.4	4.2	6.9	5.8
6	.	2.7	2.7	1.2	2.8	2.2	4.3	4.1	2.8	6.9	2.9	1.9	2.3	5.5	7.4	3.2	3.2	3.2	3.9	3.3
7	.	.	.	.	.	.	.	0.1	.	.	.	.	.	0.1	0.1	.	0.1	.	.	.
8	.	.	.	.	.	.	.	.	.	.	.	.	.	.	.	.	.	.	.	.
9	.	.	.	.	.	.	0.3	.	0.2	.	.	0.2	.	.	.	.	.	.	0.1	.
10	.	.	0.2	0.2	.	.	.	0.1	.	.	.	.	0.2	0.2	.	.	.	.	.	.
11	7.1	3.3	3.0	3.0	3.0	4.3	3.5	3.8	3.6	4.4	4.2	2.1	2.5	3.6	3.8	3.5	2.4	4.3	4.0	2.6
12	1.3	.	.	.	.	.	.	.	.	.	.	.	.	.	0.1	.	.	.	.	.
13	6.3	5.4	7.1	5.7	7.3	6.4	6.2	5.9	6.4	6.1	5.3	6.3	6.3	5.2	6.9	6.9	6.6	5.7	6.8	5.5
14	.	.	.	.	.	.	.	0.2	0.1	.	.	.	.	.	.	.	.	.	0.1	0.1
15	2.6	10.6	10.0	6.5	13.0	13.1	8.0	8.6	11.8	7.1	5.5	10.5	11.0	8.6	9.9	11.5	11.5	6.8	13.4	7.1
16	2.1	0.5	1.0	0.7	0.8	0.9	1.0	0.7	0.2	0.5	0.7	0.5	0.8	0.7	0.5	0.5	0.2	0.7	0.6	0.3
17	.	.	0.2	.	.	.	.	0.3	0.1	.	.	.	.	.	.	.	.	.	0.1	.
18	.	.	.	.	.	.	.	.	.	.	.	.	.	.	.	.	.	.	.	.
19	.	.	.	.	.	.	.	.	.	.	.	.	.	.	.	.	.	.	.	.
20	.	.	.	.	.	.	.	.	.	.	.	.	.	.	.	.	.	.	.	.
21	.	.	.	.	.	.	.	.	.	.	.	.	.	.	.	.	.	.	.	.
22	.	.	.	.	.	.	.	.	.	.	.	.	.	.	.	.	.	.	.	.
23	.	.	.	.	.	.	.	.	.	.	.	.	.	.	.	.	.	.	.	.
24	5.3	1.9	2.1	1.7	2.3	1.1	0.7	2.8	1.0	1.2	1.5	1.9	2.1	0.9	1.3	1.3	1.0	2.8	1.4	1.0
25	0.8	0.1	0.2	0.2	.	0.3	.	0.4	.	.	.	0.2	0.2	.	.	0.2	.	0.1	0.3	.
26	0.4	0.2	0.3	.	0.2	0.3	0.3	0.4	0.5	.	0.3	.	.	0.3	0.8	.	0.8	0.3	0.3	0.7
27	4.1	0.3	0.6	0.2	0.6	0.6	0.9	1.4	0.7	1.5	1.3	0.4	0.3	0.7	1.4	0.5	1.3	1.3	0.2	1.0
28	9.8	3.8	4.0	3.2	4.0	4.2	3.0	6.2	3.6	1.6	4.2	2.6	3.5	5.8	5.5	1.9	2.0	6.0	2.6	0.9
I	6.1	10.2	17.5	11.4	14.6	15.9	15.0	15.0	13.9	20.4	12.3	10.0	13.4	15.9	18.9	15.3	16.9	14.1	17.7	13.5
NORM	18.4				19.1	18.2	16.6	19.2	16.5	16.4	18.0	16.8	17.9	20.3	16.0	17.1	16.6	18.9	18.4	15.6
II	19.4	19.8	21.3	15.9	24.1	24.7	18.7	19.5	22.2	18.1	15.7	19.4	20.6	18.1	21.2	22.4	20.7	17.5	25.0	15.6
NORM	16.7				18.2	19.1	15.6	17.4	16.4	18.1	15.4	17.0	17.9	18.0	14.9	17.9	16.6	16.4	19.5	16.9
III	20.4	6.3	7.2	5.3	7.1	6.5	4.9	11.2	5.8	4.3	7.3	5.1	6.1	7.7	9.0	3.9	5.1	10.5	4.8	3.6
NORM	9.6				10.0	11.0	9.2	9.7	8.9	8.5	9.2	9.3	10.1	10.4	8.6	10.2	9.6	9.9	10.5	9.3
MND	45.9	36.3	46.0	32.6	45.8	47.1	38.6	45.7	41.9	42.8	35.3	34.5	40.1	41.7	49.1	41.6	42.7	42.1	47.5	32.7
NORM	44.7				47.3	48.3	41.3	46.3	41.7	43.0	42.5	43.1	45.9	48.7	39.6	45.2	42.8	45.1	48.5	41.8

	DISTRICT 3										DISTRICT 4									
NR	158	159	160	161	162	163	164	172	323	337	217	221	222	223	224	226	227	228	230	233
DAG	ONNEN	NIEUW BUINEN	VEEN HUI ZEN	EELDE	NIE KERK	RODEN	ZEE RIJP	NIEUW OLDA	LAAG HA LEN	SCHOON LOO	HEILOO	ENK HUI ZEN	HOORN	SCHEL LING WOUDE	EDAM	WIJK A/ZEE	ANNA PAU LOWNA	SCHA GEN	ZAAN DIJK	ZAAN DAM H'BRG
1	.	.	.	.	.	.	.	.	.	.	.	.	.	.	.	.	0.5	0.1	.	.
2	1.0	1.2	0.5	0.8	0.7	0.6	0.7	2.0	1.0	1.3	1.8	0.8	0.5	0.7	0.5	0.4	0.8	1.4	1.2	1.1
3	0.8	1.0	1.0	1.0	1.4	0.8	0.4	0.5	1.0	1.2	4.3	3.2	4.0	4.8	5.0	1.8	2.1	3.0	4.7	4.3
4	3.6	4.8	2.9	3.0	1.7	3.9	3.2	4.0	2.7	3.2	1.0	1.0	2.1	0.9	0.6	0.4	1.5	1.4	0.6	0.5
5	6.1	8.0	3.6	3.1	2.6	3.5	2.8	6.3	5.6	7.1	.	.	.	.	0.2	.	0.2	0.1	.	.
6	1.8	3.7	1.7	1.1	1.5	1.4	2.9	3.7	2.2	3.7	.	.	.	.	.	.	.	.	.	.
7	.	.	.	.	.	.	.	.	.	0.2	.	.	.	.	.	.	.	.	.	.
8	.	.	.	.	.	.	.	.	.	.	.	.	.	.	.	.	.	.	.	.
9	.	0.1	.	.	.	.	.	.	.	.	.	.	.	.	.	0.1	0.3	.	0.2	.
10	.	.	.	.	.	.	.	.	.	.	0.1	.	.	.	.	.	.	0.1	.	.
11	2.4	4.0	4.2	2.3	3.4	3.0	3.2	2.9	4.3	4.5	9.1	7.8	6.2	14.6	10.2	11.4	5.0	6.1	13.2	14.3
12	.	.	.	.	.	.	.	.	0.1	.	7.9	3.1	8.8	10.5	10.1	9.0	3.0	2.5	9.5	9.3
13	6.3	7.3	6.2	6.3	6.8	6.8	5.9	6.8	7.8	6.9	4.8	7.9	4.9	4.6	3.5	3.0	5.8	5.2	2.4	3.3
14	.	.	.	.	.	.	.	.	.	0.2	0.2	.	.	.	.	.	.	0.1	.	.
15	13.2	7.5	7.6	12.1	6.2	8.5	8.9	11.4	10.1	14.4	2.5	1.0	1.4*	1.3	0.9	3.8	3.2	2.1	1.7	1.9
16	1.2	0.3	1.4	1.0	4.0	1.0	0.8	0.5	1.0	1.2	1.1	1.6	1.2	1.5	1.2	0.9*	1.9	2.1	0.9	1.5
17	.	.	.	.	.	.	.	.	.	.	.	.	.	.	.	.	0.5	.	.	.
18	.	.	.	.	.	.	.	.	.	.	.	.	.	.	.	.	.	.	.	.
19	.	.	.	.	.	.	.	.	.	.	.	.	.	.	.	.	.	.	.	.
20	.	.	.	.	.	.	.	.	.	.	.	.	.	.	.	.	.	.	.	.
21	.	.	.	.	.	.	.	.	.	.	.	.	.	.	.	.	.	.	.	.
22	.	.	.	.	.	.	.	.	.	.	.	.	.	.	.	.	.	.	.	.
23	.	.	.	.	.	.	.	.	.	.	.	.	.	.	.	.	.	.	.	.
24	1.8	1.2	1.1	1.5	0.4	1.4	1.0	0.8	2.0	1.2	6.8	5.2	5.3	7.1	6.8	6.2	6.9	5.1	5.4	5.1
25	0.2	.	0.2	0.4	.	0.1	0.1	.	0.3	.	0.3	0.5	0.2	0.3	0.3	0.2	0.4	0.4	0.2	0.3
26	0.1	0.6	0.1	0.3	.	0.5	0.2	.	0.5	0.2	0.2	0.4	0.1	0.4	0.2	1.1	0.2	0.3	0.3	0.4
27	0.7	0.4	1.2	0.9	1.4	1.2	0.9	0.8	1.7	0.5	12.1	3.5	6.0	5.1	5.7	10.0	9.1	11.7	9.7	8.0
28	4.3	1.2	5.9	4.8	4.8	4.8	4.3	4.4	4.3	3.2	18.9	9.7	7.2	16.7	14.9	12.8	10.6	10.7	14.5	17.7
I	13.3	18.8	9.7	9.0	7.9	10.2	10.0	16.5	12.5	16.7	7.2	5.0	6.6	6.4	6.3	2.7	5.4	6.1	6.7	5.9
NORM	16.3	16.6	19.4	16.9	18.6	20.1	18.1			19.1	18.9	18.7	17.5	22.1	19.7	18.4	16.3	17.2	18.3	19.9
II	23.1	19.1	19.4	21.7	20.4	19.3	18.8	21.6	23.3	27.2	25.6	21.4	22.5*	32.5	25.9	28.1*	19.4	18.1	27.7	30.3
NORM	16.4	16.6	18.8	18.0	18.5	20.5	16.6			20.3	14.4	17.6	17.0	20.2	17.2	16.1	14.5	15.9	16.1	19.1
III	7.1	3.4	8.5	7.9	6.6	8.0	6.5	6.0	8.8	5.1	38.3	19.3	18.8	29.6	27.9	30.3	27.2	28.2	30.1	31.5
NORM	9.6	9.4	11.3	10.0	9.3	11.4	9.8			10.5	10.0	9.6	9.9	11.1	10.2	9.6	8.9	8.9	9.4	10.5
MND	43.5	41.3	37.6	38.6	34.9	37.5	35.3	44.1	44.6	49.0	71.1	45.7	47.9	68.5	60.1	61.1	52.0	52.4	64.5	67.7
NORM	42.3	42.5	49.5	44.9	46.4	52.0	44.6			49.9	43.3	45.9	44.5	53.3	47.1	44.1	39.6	42.0	43.8	49.5

FEBRUARI 2011

NEERSLAG 8-8 UUR (MM)

DISTRICT 4

NR	234	235	236	238	239	240	242	249	251	252	255	257	263
DAG	BER GEN	CAS TRICUM	MEDEM BLIK	DE HAUKES	DEN OEVER	KREI LER OORD	PURMER END	HOOG KARS PEL	WEST BEEM STER	KOL HORN	OBDAM	HOOG WOUD	ASSEN DELFT
1	.	.	.	.	.	.	.	.	.	.	.	.	.
2	1.4	2.4	0.8	1.2	0.7	0.6	0.7	0.9	0.8	1.0	1.2	1.1	1.4
3	3.6	4.3	2.9	1.7	1.7	2.2	5.1	4.1	4.3	3.0	3.6	2.8	4.0
4	1.1	0.5	1.8	1.1	0.7	1.5	0.9	1.6	1.4	1.5	1.7	1.5	0.4
5	0.1	.	.	.	.	.	0.1	.	.	.	.	.	.
6	.	.	.	.	.	.	.	.	.	.	0.1	.	.
7	.	.	.	.	.	.	.	.	.	.	.	.	.
8	.	.	.	.	.	.	.	.	.	.	.	.	.
9	.	.	.	.	.	.	.	.	.	.	.	.	.
10	.	.	.	.	.	.	.	.	.	.	0.2	.	.
11	8.1	11.4	8.4	4.9	4.8	5.2	11.7	8.6	10.9	8.5	8.0	7.0	13.2
12	7.7	8.6	4.0	3.0	1.2	2.3	10.2	7.0	7.4	2.3	5.4	3.6	10.0
13	3.8	4.5	5.6	5.5	6.2	7.0	3.8	5.9	5.4	4.3	4.3	6.0	2.8
14	.	.	.	.	.	.	.	.	.	.	.	.	.
15	2.6	2.6	1.6	2.1	1.8	1.8	1.1	1.2	1.8	2.0	1.7	1.6	4.2
16	2.5	1.2	1.5	1.7	1.3	1.5	1.4	1.2	1.5	1.7	1.6	1.7	1.4
17	.	.	.	0.1	.	.	0.1	.	.	.	0.1	.	.
18	.	.	.	.	.	.	.	.	.	.	.	.	.
19	.	.	.	.	.	.	.	.	.	.	.	.	.
20	.	.	.	.	.	.	.	.	.	.	.	.	.
21	.	.	.	.	.	.	.	.	.	.	.	.	.
22	.	.	.	.	.	.	.	.	.	.	.	.	.
23	.	.	.	.	.	.	.	.	.	.	.	.	.
24	7.3	6.6	5.5	5.6	6.1	4.4	8.0	5.6	7.0	5.4	6.3	7.2	5.2
25	0.5	0.2	0.3	0.7	0.3	1.2	0.2	0.2	0.4	0.4	0.3	0.4	0.2
26	0.2	0.4	0.3	0.4	.	0.4	0.3	0.1	.	0.4	0.3	1.0	1.4
27	15.8	12.0	3.4	8.0	6.1	4.9	6.9	5.1	7.6	8.7	11.7	11.0	14.6
28	17.0	26.6	13.0	7.1	6.5	6.9	16.9	12.9	17.1	10.5	16.6	11.5	22.4
I	6.2	7.2	5.5	4.0	3.1	4.3	6.8	6.6	6.5	5.5	6.8	5.4	5.8
NORM	17.0	20.0	17.4	17.5	17.7	15.8	19.7	17.4	17.6	16.2			
II	24.7	28.3	21.1	17.3	15.3	17.8	28.3	23.9	27.0	18.8	21.1	19.9	31.6
NORM	16.6	16.8	15.6	15.5	14.7	14.9	17.5	16.7	16.7	15.0			
III	40.8	45.8	22.5	21.8	19.0	17.8	32.3	23.9	32.1	25.4	35.2	31.1	43.8
NORM	8.8	9.7	9.7	9.3	9.0	8.6	10.7	8.7	10.0	8.7			
MND	71.7	81.3	49.1	43.1	37.4	39.9	67.4	54.4	65.6	49.7	63.1	56.4	81.2
NORM	42.4	46.5	42.7	42.3	41.4	39.4	47.9	42.8	44.3	39.9			

DISTRICT 5

NR	256	317	344	348	352	356	359
DAG	MARK EN	MARK NESSE	TOLLE BEEK	EMMEL OORD	NA GELE	KUINRE	LEMMER BUMA
1	.	.	.	.	.	.	.
2	0.6	0.7	0.8	0.9	0.9	0.9	0.9
3	3.0	1.8	1.7	1.7	2.1	1.2	1.7
4	0.7	0.7	0.5	0.9	0.7	1.1	1.6
5	.	2.1	1.0	1.9	1.8	2.1	0.6
6	.	.	.	0.1	.	0.1	.
7	.	.	.	.	.	.	.
8	.	.	.	.	.	.	.
9	.	.	.	.	.	.	.
10	.	0.1	.	.	.	.	.
11	13.4	6.9	6.9	6.9	7.9	8.3	5.6
12	8.4	1.6	4.1	3.1	5.7	1.5	1.5
13	4.3	7.4	7.1	7.7	8.3	7.5	8.2
14	.	0.1	0.1	.	.	.	0.1
15	1.1	2.0	0.5	1.1	0.9	1.7	1.4
16	2.2	1.3	1.4	1.4	1.1	1.8	2.9
17	.	.	0.1	.	.	0.1	.
18	.	.	.	.	.	.	.
19	.	.	.	.	.	.	.
20	.	.	.	.	.	.	.
21	.	.	.	.	.	.	.
22	.	.	.	.	.	.	.
23	.	.	.	.	.	.	.
24	5.7	6.0	3.7	6.0	6.0	7.7	8.2
25	0.3	0.3	0.2	0.2	0.2	0.4	0.4
26	0.4	0.3	.	0.2	.	0.3	0.1
27	4.6	4.0	4.8	5.0	4.4	6.0	6.8
28	17.8	9.3	11.9	10.7	13.9	8.9	9.8
I	4.3	5.4	4.0	5.5	5.5	5.4	4.8
NORM				18.3	16.9	19.2	17.1
II	29.4	19.3	20.2	20.2	23.9	20.9	19.7
NORM				16.8	15.5	17.5	16.1
III	28.8	19.9	20.6	22.1	24.5	23.3	25.3
NORM				10.5	9.7	10.9	9.9
MND	62.5	44.6	44.8	47.8	53.9	49.6	49.8
NORM				45.7	42.2	47.6	43.1

DISTRICT 5

NR	364	365	366	367	369	371	372	516
DAG	DRON TEN	SWIF TER BANT	BID DING HUIZEN	O.VAAR DERS DIEP	LELY STAD	ZEE WOLDE	ZEE WOLDE SW	HARDER WIJK
1	.	.	.	.	.	.	.	.
2	1.2	1.0	0.9	1.0	1.1	1.2	1.4	1.0
3	2.5	2.2	2.7	4.1	2.2	3.0	3.1	3.2
4	0.8	0.6	0.6	0.9	0.9	1.3	1.3	0.3
5	1.5	1.0	0.4	0.2	0.3	.	0.2	.
6	.	.	.	.	.	.	.	.
7	.	.	.	.	.	.	.	.
8	.	.	.	.	.	.	.	.
9	.	.	.	0.1	.	.	.	.
10	.	.	.	.	0.1	.	.	.
11	9.2	8.2	10.8	14.0	10.7	13.1	13.8	11.4
12	4.0	3.6	6.7	10.4	6.5	9.8	10.1	6.6
13	9.8	11.0	10.2	5.3	9.2	7.1	6.4	8.6
14	.	.	.	.	.	.	.	.
15	1.8	0.4	0.8	0.6	0.3	0.5	0.5	0.7
16	1.4	1.1	1.3	2.3	0.3	2.0	0.7	1.2
17	.	.	.	.	.	.	.	.
18	.	.	.	.	.	.	.	.
19	.	.	.	.	.	.	.	.
20	.	.	.	.	.	.	.	.
21	.	.	.	.	.	.	.	.
22	.	.	.	.	.	.	.	.
23	.	.	.	.	.	.	.	.
24	5.1	4.3	4.0	7.0	3.9	4.7	5.3	4.1
25	.	0.2	0.1	0.2	0.4	0.2	0.5	0.4
26	0.4	.	.	0.7	0.1	0.1	0.3	0.1
27	4.5	4.8	7.2	5.5	7.2	6.8	5.1	6.2
28	12.0	14.2	16.5	17.3	20.0	24.7	23.5	16.0
I	6.0	4.8	4.6	6.3	4.6	5.5	6.0	4.5
NORM	17.3	16.6	16.7	18.7				16.6
II	26.2	24.3	29.8	32.6	27.0	32.5	31.5	28.5
NORM	17.3	17.3	16.4	18.1				17.2
III	22.0	23.5	27.8	30.7	31.6	36.5	34.7	26.8
NORM	10.3	9.6	9.5	9.9				9.0
MND	54.2	52.6	62.2	69.6	63.2	74.5	72.2	59.8
NORM	45.0	43.5	42.6	46.6				42.8

DISTRICT 6

NR	298	327	330	331	332	333	335	339	340	341	342	343
DAG	STEEN WIJKS MOER	DWIN GE LOO	ZWOLLE	DENE KAMP	HOOGE VEEN	EMMEN	IJSSEL MUIDEN	RHEE ZER VEEN	HEINO	ZWEE LOO	VILS TEREN	SCHOO NEBEEK
1	.	.	.	.	.	.	.	.	.	.	.	.
2	1.5	1.6	1.9	0.9	1.6	1.8	1.2	2.4	1.8	1.8	1.8	1.3
3	2.2	0.8	1.8	1.8	2.4	1.9	1.3	2.7	1.8	2.0	2.7	1.9
4	1.4	1.9	0.8	0.4	1.6	2.8	0.8	1.2	0.6	2.4	0.6	1.6
5	2.9	4.7	1.7	0.6	4.3	6.5	1.4	3.2	0.8	4.8	1.6	4.3
6	2.8	1.7	.	.	2.7	5.5	0.6	2.1	.	4.3	0.2	4.6
7	.	.	.	.	.	.	.	.	.	.	.	.
8	.	.	.	.	.	.	.	.	.	.	.	.
9	.	.	.	.	.	.	.	.	.	.	.	.
10	.	.	.	.	.	.	.	.	.	.	.	.
11	6.4	5.7	8.8	10.7	7.2	5.8	7.7	9.4	9.5	6.1	9.7	5.8
12	2.1	0.1	3.6	3.4	1.3	0.2	4.1	3.3	6.5	.	2.5	0.6
13	8.2	7.6	9.6	6.1	5.5	6.8	8.9	6.4	7.7	7.3	6.7	6.2
14	.	.	.	.	.	0.1	.	.	.	.	0.1	.
15	12.9	10.1	6.9	9.6	12.0	12.3	4.4	13.6	11.9	14.3	12.0	12.6
16	0.4	2.3	2.2	0.6	1.7	0.7	1.9	0.9	2.0	1.1	1.6	0.5
17	.	.	.	.	.	.	.	.	.	.	.	.
18	.	.	.	.	.	.	.	.	.	.	.	.
19	.	.	.	.	.	.	.	.	.	.	.	.
20	.	.	.	.	.	.	.	.	.	.	.	.
21	.	.	.	.	.	.	.	.	.	.	.	.
22	.	.	.	.	.	.	.	.	.	.	.	.
23	.	.	.	.	.	.	.	.	.	.	.	.
24	1.8	1.3	4.5	2.0*	2.9	1.3	5.0	2.2	3.4	1.8	4.1	0.6
25	0.4	0.3	0.1	0.7	0.3	0.3	0.3	0.9	0.1	0.5	0.1	0.2
26	0.5	0.3	0.3	0.9	0.2	0.6	0.4	0.7	0.2	0.4	0.3	0.4
27	1.2	1.7	2.9	2.8	2.1	0.4	2.2	2.0	3.0	0.9	2.0	0.7
28	1.7	4.7	9.1	1.8	4.0	0.8	10.1	2.2	6.4	2.5	4.7	0.9
I	10.8	10.7	6.2	3.7	12.6	18.5	5.3	11.6	5.0	15.3	6.9	13.7
NORM		19.7	17.4	16.2	20.2	18.2	17.1	17.4	15.7	17.8	17.2	16.7
II	30.0	25.8	31.1	30.4	27.7	25.9	27.0	33.6	37.6	28.8	32.6	25.7
NORM		20.5	17.7	18.3	20.2	19.3	17.0	19.3	16.2	18.7	18.4	16.5
III	5.6	8.3	16.9	8.2*	9.5	3.4	18.0	8.0	13.1	6.1	11.2	2.8
NORM		11.1	10.0	9.6	10.6	10.0	10.4	9.8	9.0	10.0	9.2	8.8
MND	46.4	44.8	54.2	42.3	49.8	47.8	50.3	53.2	55.7	50.2	50.7	42.2
NORM		51.3	45.1	44.1	51.1	47.5	44.5	46.4	41.0	46.5	44.8	42.0

FEBRUARI 2011

NEERSLAG 8-8 UUR (MM)

DISTRICT 6

NR	345	349	354	358	361	362	664	665	668	670	672	675	681	687
DAG	VROOMS HOOP	KLA ZIENA VEEN	DE DEMS VAART	ROU VEEN	TUB BERGEN	RUINER WOLD	AL MELO	EN SCHEDE	HENGE LO (OV)	TWEN THE	HELLEN DOORN	WEER SELO	LET TELE	HOL TEN
1	.	.	.	.	.	.	.	.	.	.	.	.	.	.
2	0.9	1.4	2.0	1.5	1.0	1.4	1.4	1.2	1.4	1.4	1.5	1.2	1.8	1.5
3	3.1	1.3	2.7	1.8	1.5	0.8	2.1	3.3	2.9	2.4	3.0	1.8	2.5	2.8
4	1.2	2.2	1.0	0.9	1.0	1.0	1.0	1.2	1.1	1.3	1.3	1.0	1.1	1.1
5	1.3	4.9	3.7	3.0	0.6	3.4	0.4	.	.	.	1.4	0.5	0.4	0.6
6	0.7	4.9	1.2	0.3	.	1.0	.	.	.	.	.	.	.	.
7	.	.	.	.	.	.	.	.	.	.	.	.	.	.
8	.	.	.	.	.	.	.	.	.	.	.	.	.	.
9	.	.	.	.	.	.	.	.	.	.	.	.	.	.
10	.	.	.	.	.	.	.	.	.	.	.	.	.	.
11	8.7	5.3	7.5	7.9	10.0	6.3	11.2	10.6	11.0	10.6	12.5	11.1	11.6	11.4
12	3.5	0.1	3.2	3.7	2.5	3.5	2.4	4.1	4.4	3.1	4.5	3.0	5.6	4.8
13	5.9	5.8	6.6	8.5	7.5	3.5	6.9	6.0	5.4	8.0	6.9	5.0	7.3	6.6
14	.	.	.	.	.	.	.	.	.	.	.	.	.	.
15	14.1	9.6	13.0	9.0	10.7	8.7	12.9	8.5	11.3	9.3	13.2	9.7	11.2	12.8
16	1.4	1.0	1.5	2.3	0.8	2.1	0.9	0.9	0.7	1.2	1.7	0.6	1.7	1.8
17	.	.	.	.	.	.	.	.	.	.	.	.	.	.
18	.	.	.	.	.	.	.	.	.	.	.	.	.	.
19	.	.	.	.	.	.	.	.	.	.	.	.	.	.
20	.	.	.	.	.	.	.	.	.	.	0.1	.	.	.
21	.	.	.	.	.	.	.	.	.	.	.	.	.	.
22	.	.	.	.	.	.	.	.	.	.	.	.	.	.
23	.	.	.	.	.	.	.	.	.	.	.	.	.	.
24	2.3	0.5	3.0	4.4	2.5	2.8	2.7	1.6	3.0	1.7	4.5	2.6	5.3	3.5
25	0.3	0.5	0.3	.	0.6	0.3	0.5	1.1	0.7	0.6	0.2	0.2	0.3	0.1
26	0.7	0.7	0.3	0.3	0.6	0.4	0.2	1.0	0.2	0.6	0.6	0.8	0.5	0.6
27	1.7	0.5	1.3	2.1	1.8	0.7	1.3	2.0	2.5	1.7	4.0	2.0	2.6	4.3
28	1.9	1.3	3.4	7.3	2.5	4.0	3.7	3.4	3.9	5.4	3.9	2.1	5.9	4.0*
I	7.2	14.7	10.6	7.5	4.1	7.6	4.9	5.7	5.4	5.1	7.2	4.5	5.8	6.0
NORM	17.2	15.2	17.6	18.0	17.4		17.7	15.9	16.5	15.9	17.6	16.4	16.1	
II	33.6	21.8	31.8	31.4	31.5	24.1	34.3	30.1	32.8	32.2	38.9	29.4	37.4	37.4
NORM	19.1	16.3	18.4	18.3	18.1		18.6	19.0	18.8	18.9	18.5	17.8	17.4	
III	6.9	3.5	8.3	14.1	8.0	8.2	8.4	9.1	10.3	10.0	13.2	7.7	14.6	12.5*
NORM	9.2	8.5	11.0	10.8	9.0		9.7	9.9	9.8	9.7	9.9	9.0	9.6	
MND	47.7	40.0	50.7	53.0	43.6	39.9	47.6	44.9	48.5	47.3	59.3	41.6	57.8	55.9
NORM	45.4	40.1	47.0	47.2	44.5		46.1	44.7	45.2	44.5	46.0	43.1	43.1	

DISTRICT 7

NR	225	229	426	435	437	438
DAG	OVER VEEN	ZAND VOORT	ZOE TER MEER	HEEM STEDE	LIJN DEN	HOOFD DORP
1	.	.	.	.	.	.
2	1.8	1.5	0.6	1.7	1.4	1.6
3	3.5*	3.4	4.0	3.5	4.6	4.0
4	0.7	.	.	.	0.2	0.1
5	.	.	.	.	.	.
6	.	.	.	.	.	.
7	.	.	.	.	.	.
8	.	.	.	.	.	.
9	.	.	.	.	.	.
10	0.1	.	.	0.1	.	.
11	15.0	15.4	8.1	15.9	17.0	15.8
12	10.0	9.1	16.3	10.4	9.6	9.8
13	3.1	4.0	0.6	2.8	2.8	3.4
14	.	.	0.2	0.3	0.2	0.1
15	2.2	2.5	2.1	1.9	2.2	2.2
16	1.2	1.7	2.0	1.5	1.5	1.1
17	.	.	.	0.1	.	.
18	.	.	.	.	0.1	.
19	.	.	.	.	.	.
20	.	.	.	.	.	.
21	.	.	.	.	.	.
22	.	.	.	.	.	.
23	.	.	.	.	.	.
24	7.7	3.6	7.1	7.2	5.4	5.6
25	0.1	0.3	.	0.3	0.2	0.2
26	.	0.7	0.5	.	0.3	0.2
27	16.2	15.8	18.5	13.9	8.5	12.4
28	23.2	22.2	21.5	26.6	21.7	25.3
I	6.1*	4.9	4.6	5.3	6.2	5.7
NORM	19.6	18.0		19.1	19.2	20.3
II	31.5	32.7	29.3	32.9	33.4	32.4
NORM	16.7	14.3		15.5	15.9	16.5
III	47.2	42.6	47.6	48.0	36.1	43.7
NORM	10.1	9.3		10.2	10.4	10.9
MND	84.8	80.2	81.5	86.2	75.7	81.8
NORM	46.4	41.6		44.8	45.6	47.7

DISTRICT 7

NR	439	440	441	442	443	444	449	450	453	454	455	456	458	461	463	464	467	469	470	473	474
DAG	ROELOF ARENDS VEEN	SCHE VE NINGEN	AM STER DAM	BOS KOOP	GOUDA	KAT WIJK	DELFT	NU MANS DORP	BERG SCHEN HOEK	LISSE	STRIJ EN	OOST VOORNE	AALS MEER	BAREN DRECHT	N.HEL VOET	BRIEL LE	POORTU GAAL	LEIDEN	ZEG VELD	R'DAM WH	VALKEN BURG VK
1	.	.	.	.	.	.	.	.	.	.	.	.	.	.	.	.	.	.	.	.	.
2	1.1	1.5	0.6	0.9	0.5	1.2	0.9	0.9	0.5	1.2	0.6	1.6	0.9	0.5	1.5	1.2	0.9	1.5	0.4	1.1	1.1
3	4.3	4.5	3.5	3.4	2.7	4.4	3.9	1.1	2.4	3.5	1.1	1.3	3.8	1.7	1.7	2.1	1.8	5.4	3.0	2.6	4.4
4	.	.	1.5	0.2	0.2	0.1	0.1	.	.	.	0.1	.	.	.	.	.	0.1	.	.	.	.
5	.	.	0.2	.	.	.	.	0.3	.	.	0.1	.	.	.	.	.	.	.	.	.	.
6	.	.	.	.	.	.	.	.	.	.	.	.	.	.	.	.	.	.	.	.	.
7	.	.	.	.	.	.	.	.	.	.	.	.	.	.	.	.	.	.	.	.	.
8	.	.	.	.	.	.	.	.	.	.	.	.	.	.	.	.	.	.	.	.	.
9	.	.	.	.	.	.	.	.	.	.	.	.	.	.	.	.	.	.	.	.	.
10	.	.	.	.	.	.	.	.	.	.	.	.	.	.	.	.	.	.	.	.	.
11	11.4	11.2	15.7	8.3	9.6	11.0	8.0	12.4	8.3	13.2	9.4	7.7	11.3	10.5	10.7	8.2	10.7	11.5	8.5	10.9	10.4
12	9.5	15.5	11.2	14.9	14.5	10.0	18.2	22.2	18.0	9.1	19.0	20.5	10.1	16.1	17.8	19.7	15.5	13.8	11.1	18.7	10.8
13	1.9	0.5	3.1	0.8	0.5	0.5	0.7	0.1	.	3.0	0.2	0.2	3.3	0.2	0.2	0.5	0.3	1.8	1.4	0.2	1.6
14	0.5	1.0	.	0.5	0.2	0.6	0.6	0.6	.	0.1	0.1	0.8	0.3	0.2	1.0	1.1	0.7	0.8	.	0.6	0.4
15	1.5	1.7	0.5	2.4	2.6	2.0	2.5	2.5	2.3	2.4	2.2	1.8	1.8	2.1	1.6	2.1	2.0	2.4	2.4	2.1	2.2
16	1.5*	2.0	1.6	1.8	1.8	1.4	1.6	2.7	1.7	1.3	1.9	2.0	1.0	1.6	2.3	1.2	1.8	1.5	1.4	1.6	1.4
17	.	.	.	.	.	.	.	.	.	0.2	.	0.1	.	.	0.1	.	0.2	.	.	.	.
18	.	.	.	.	.	.	.	.	.	.	.	.	.	.	.	.	.	.	.	.	.
19	.	.	.	.	.	.	.	.	.	.	.	.	.	.	.	.	.	.	.	.	.
20	.	.	.	.	0.1	0.3	1.0	3.2	0.6	.	2.3	4.1	.	1.7	3.7	3.1	2.0	.	.	1.1	0.3
21	.	.	.	.	.	.	.	0.2	.	.	0.2	.	.	.	.	.	.	.	.	.	.
22	.	.	.	.	.	.	.	.	.	.	.	.	.	.	.	.	.	.	.	.	.
23	.	.	.	.	.	.	.	.	.	.	.	.	.	.	.	.	.	.	.	.	.
24	6.5	8.6	7.7	5.8	4.6	6.5	6.2	6.9	5.8	6.1	6.0	7.0	6.8	6.9	8.7	6.0	6.5	7.1	5.4	7.8	6.9
25	0.3	.	0.2	0.2	0.2	.	.	0.4	0.2	0.2	0.2	0.2	0.2	0.2	0.1	0.3	.	.	0.3	0.1	0.2
26	0.2	.	0.8	0.4	0.1	.	0.1	0.3	0.3	0.3	0.1	0.3	0.3	0.2	0.3	.	0.9	.	0.2	0.3	.
27	11.2	21.0	6.5	12.0	10.0	20.0	20.1	11.9	13.0	14.8	9.8	17.1	8.3	14.5	14.4	18.2	15.5	19.4	5.8	16.5	26.9
28	18.0	17.8	16.6	19.3	15.5	17.8	20.0	13.0	18.1	21.4	14.5	3.7	15.5	18.4	3.1	5.9	14.7	24.5	16.1	21.4	27.9
I	5.4	6.0	5.8	4.5	3.4	5.7	4.9	2.3	2.9	4.7	1.9	2.9	4.7	2.2	3.2	3.3	2.8	6.9	3.4	3.7	5.5
NORM	19.7	19.8	21.4	21.3	21.0	19.7	21.1	20.9	21.3	18.8	20.3	20.0	19.5	23.0	19.0	20.7	20.9	19.7	19.0	21.9	18.5
II	26.3*	31.9	32.1	28.7	29.3	25.8	32.6	43.7	30.9	29.3	35.1	37.2	27.8	32.4	37.4	35.9	33.2	31.8	24.8	35.2	27.1
NORM	16.6	16.6	18.7	17.9	16.6	16.3	17.0	15.3	18.5	15.6	15.7	15.1	17.1	18.2	15.1	16.1	16.7	16.7	16.0	17.5	16.1
III	36.2	47.4	31.8	37.7	30.4	44.3	46.4	32.7	37.4	42.8	30.8	28.3	31.1	40.2	26.6	30.4	37.6	51.0	27.8	46.1	61.9
NORM	10.9	10.6	10.6	10.3	10.3	10.5	10.3	10.6	10.3	10.2	11.2	11.2	10.5	11.7	9.5	10.7	11.1	10.6	9.8	10.7	10.6
MND	67.9	85.3	69.7	70.9	63.1	75.8	83.9	78.7	71.2	76.8	67.8	68.4	63.6	74.8	67.2	69.6	73.6	89.7	56.0	85.0	94.5
NORM	47.2	47.0	50.7	49.5	48.0	46.4	48.4	46.8	50.1	44.6	47.2	46.3	47.1	53.0	43.5	47.5	48.6	46.9	44.8	50.1	45.2

FEBRUARI 2011

NEERSLAG 8–8 UUR (MM)

DISTRICT 7

NR	477	479	480	481	482	483	548	559	561	563	572
DAG	H.VAN H'LAND M'PAD	MAAS LAND	HON SELERS DIJK	VOOR SCHO TEN	HENDRIKIDO BACHT	IMPEN LEK	LOENEN A/D VECHT	VLEU TEN	BEN SCHOP	WEESP	AB COUDE
1	.	.	.	.	.	.	.	.	.	.	.
2	1.0	0.5	1.3	1.0	0.5	0.9	1.4	1.0	0.8	1.1	0.6
3	3.8	2.5	3.7	3.9	2.1	2.5	3.9	2.6	2.3	4.5	4.0
4	.	.	.	.	0.2	.	0.3	0.3	0.2	0.6	0.4
5	.	.	.	.	0.1	.	.	.	.	.	.
6	.	.	.	.	.	.	.	.	.	.	.
7	.	.	.	.	.	.	.	.	.	.	.
8	.	.	.	.	.	.	.	.	.	.	.
9	.	.	.	.	.	.	.	.	.	.	.
10	.	.	.	.	.	.	.	.	.	.	.
11	7.5	7.9	7.4	11.5	9.1	10.5	10.4	8.4	8.6	14.0	13.4
12	16.5	18.1	17.9	12.7	15.0	16.5	9.7	12.2	12.3	10.1	12.7
13	.	0.2	.	1.3	0.3	.	2.0*	0.5	0.4	3.2	2.2
14	1.2	0.6	0.6	0.5	0.1	.	.	.	.	1.0	0.2
15	1.7	2.0	2.0	1.8	2.4	2.4	1.6	1.9	2.2	1.3	1.6
16	2.4	1.6	1.4	1.4	2.1	2.3	2.5	1.2	1.9	2.2	2.5
17	.	.	.	.	0.2	.	.	.	.	.	.
18	.	.	.	.	.	.	.	.	.	.	.
19	.	.	.	.	.	.	.	.	.	.	.
20	2.0	1.1	1.6	0.6	2.2	1.9	.	.	.	.	.
21	.	.	.	.	0.2	.	.	.	.	.	.
22	.	.	.	.	.	.	.	.	.	.	.
23	.	.	.	.	.	.	.	.	.	.	.
24	7.0	6.8	5.9	5.1	6.9	7.6	4.3	4.7	5.3	6.2	5.3
25	.	.	0.1	0.1	.	.	0.2	0.1	0.2	0.3	0.2
26	.	.	0.2	.	0.2	0.7	.	0.3	0.2	.	0.4
27	19.4	20.7	20.6	17.0	13.7	15.5	5.7	7.5	8.5	5.8	6.5
28	3.4	10.9	8.4	22.0	17.9	21.1	19.0	19.8	18.0	22.2	22.0
I	4.8	3.0	5.0	4.9	2.9	3.4	5.6	3.9	3.3	6.2	5.0
NORM							20.8	19.3	19.8	19.6	20.1
II	31.3	31.5	30.9	29.8	31.4	33.6	26.2*	24.2	25.4	31.8	32.6
NORM							19.0	17.0	17.0	17.1	18.3
III	29.8	38.4	35.2	44.2	38.9	44.9	29.2	32.4	32.2	34.5	34.4
NORM							10.5	9.9	10.3	9.8	10.0
MND	65.9	72.9	71.1	78.9	73.2	81.9	61.0	60.5	60.9	72.5	72.0
NORM							50.3	46.2	47.1	46.6	48.4

DISTRICT 8

NR	328	329	336	350	509	510	514	523	541
DAG	HEERDE	WAPEN VELD	OLDE BROEK	ELBURG	DOORN	VAASSEN	EPE	WIJK B/DUURSTEDE	ARNHEM
1	.	.	.	.	.	.	.	.	0.1
2	1.1	1.0	0.8	1.0	1.2	1.2	1.2	0.4	1.1
3	1.9	1.9	2.1	2.7	4.1	3.1	2.8	4.0	4.1
4	1.2	2.3	0.8	0.9	0.9	1.5	1.0	1.4	1.0
5	0.9	1.3	0.7	0.8	0.2	0.2	0.5	.	0.5
6	.	.	.	.	.	.	.	.	0.1
7	.	.	.	.	.	.	.	.	.
8	.	.	.	.	.	.	.	.	.
9	.	.	.	.	.	.	.	.	.
10	.	.	.	.	.	.	.	.	.
11	8.4	10.0	10.2	10.5	11.5	13.0	11.4	10.0	12.1
12	4.7	5.2	5.4	5.7	12.5	7.3	7.3	13.5	10.7
13	10.6	9.0	8.0	9.8	1.9	8.4	10.3	0.5	7.4
14	.	.	.	.	0.1	0.1	.	.	.
15	6.2	5.0	2.6	1.3	0.9	4.6	6.2	1.0	7.1
16	2.2	2.0	1.4	1.1	0.8	2.5	2.3	0.6	1.6
17	.	0.1	.	.	.	.	.	0.1	0.1
18	.	.	.	.	.	.	.	.	.
19	.	0.2	.	.	.	.	.	.	.
20	.	.	.	.	.	.	.	.	.
21	.	.	.	.	.	.	.	.	0.1
22	.	.	.	.	.	.	.	.	.
23	.	.	.	.	.	.	.	.	0.1
24	5.7	4.5	4.7	4.8	6.2	4.5	5.9	7.2	4.2
25	0.5	0.4	0.7	.	0.4	0.4	0.5	.	0.8
26	0.6	0.4	0.5	0.2	0.9	0.3	0.6	0.5	0.4
27	4.1	3.2	5.0	5.2	6.2	4.5	5.5	5.9	7.3
28	12.8	11.5	11.9	13.5	20.3	13.7	14.8	20.5	15.0
I	5.1	6.5	4.4	5.4	6.4	6.0	5.5	5.8	6.9
NORM	17.6	18.2	17.9	15.6		20.6	20.0	17.0	22.4
II	32.1	31.5	27.6	28.4	27.7	35.9	37.5	25.7	39.0
NORM	17.7	18.5	19.0	16.4		21.7	20.9	16.7	20.2
III	23.7	20.0	22.8	23.7	34.0	23.4	27.3	34.1	27.9
NORM	9.6	10.4	10.1	9.0		11.2	11.4	9.0	10.8
MND	60.9	58.0	54.8	57.5	68.1	65.3	70.3	65.6	73.8
NORM	44.9	47.0	47.0	41.0		53.5	52.3	42.6	53.4

DISTRICT 8

NR	542	543	546	547	550	557	558	560	564	565	567	570	571	573	576	578	579	580	582	583	591
DAG	PUTTEN	APELDOORN	WOUDENBERG	NIJKERK	DE BILT	EER BEEK	LUNTEREN	AMERONGEN	HULS HORST	VOORHUIZEN	KOOTWIJK	ELS PEET	HARSKAMP	BEEKBERGEN	SPAKENBURG	OOSTERBEEK	VEENENDAAL	BARNEVELD	HAMERSVELD	WAGENINGEN PD	DEELEN
1	.	.	.	.	.	.	.	.	.	.	.	.	.	.	.	.	.	.	.	.	.
2	1.6	1.5	0.7	1.5	1.3	1.4	1.5	1.0	0.9	2.0*	1.6	1.3	1.3	1.5	1.3	0.8	0.7	1.5	1.1	0.9	1.4
3	3.1	4.5	4.3	1.7	3.5	3.8	3.6	3.6	3.5	3.2	4.6	3.1	3.1	4.2	3.1	3.5	3.3	3.4	3.6	4.6	4.3
4	1.5	1.9	0.7	1.1	0.6	1.5	1.2	0.6	1.2	1.5	1.8	1.4	0.9	1.6	1.3	1.3	0.6	1.5	1.0	0.4	1.7
5	0.1	.	0.1	0.4	0.1	0.5	0.4	0.1	0.2	0.3	0.5	0.2	0.2	0.5	0.4	0.3	0.4	0.2	0.2	0.3	0.7
6	.	.	.	.	.	.	.	.	.	.	.	.	.	.	.	.	.	.	.	.	.
7	.	.	.	.	.	.	.	.	.	.	.	.	.	.	.	.	.	.	.	.	.
8	.	.	.	.	.	.	.	.	0.1	.	.	.	.	.	.	.	.	.	.	.	.
9	.	.	.	.	.	.	.	.	.	.	.	.	.	.	.	.	.	.	.	.	.
10	0.1	.	.	.	.	.	.	.	.	.	.	.	.	.	.	.	.	.	0.1	.	.
11	12.5	12.2	9.9	13.5	9.5	8.6	9.0	9.8	10.3	10.8	12.9	13.1	10.5	11.5	13.5	11.1	9.5	9.7	9.3	11.0	9.4
12	8.1	7.7	13.8	10.0*	13.5	8.9	12.9	10.7	7.7	9.5	9.8	6.7	11.4	9.4	9.0	10.9	12.8	11.5	11.5	11.0	9.3
13	5.8	9.0	2.6	3.2	2.4	7.6	3.1	0.7	9.1	5.6	7.4	8.9	5.6	9.4	5.6	3.6	1.6	4.2	4.7	1.9	6.4
14	.	.	.	0.1	0.1	.	.	0.1	.	.	.	.	.	.	0.1	.	0.1	0.1	0.1	.	.
15	0.8	4.0	0.5	0.4	1.2	8.1	1.0	0.8	0.9	0.8	0.8	1.3	1.6	6.0	0.4	4.8	1.5	0.7	0.5	2.7	4.9
16	0.7	1.5	0.4	0.7	1.1	3.2	1.3	0.7	1.2	0.8	0.7	0.8	1.7	4.0	0.8	1.8	0.9	0.5	1.4	1.0	1.8
17	.	.	.	.	.	.	.	.	.	0.1	.	.	.	.	0.1	.	.	.	.	.	.
18	.	.	.	.	.	.	.	.	.	.	.	.	.	.	.	.	.	.	.	.	.
19	.	.	.	.	.	.	.	.	.	.	.	.	.	.	.	.	.	.	.	.	.
20	.	.	.	.	.	.	.	.	.	.	.	.	.	.	.	.	.	.	.	.	.
21	.	.	.	.	.	.	.	.	.	.	.	.	.	.	.	.	.	.	.	.	.
22	.	.	.	.	.	.	.	.	.	.	.	.	.	.	.	.	.	.	.	.	.
23	.	.	.	.	.	.	.	.	.	.	.	.	.	.	.	.	.	.	.	.	.
24	4.7	4.7	6.0	4.9	6.1	5.5	4.9	5.2	4.2	4.7	4.6	3.8	3.7	4.7	4.8	4.0	5.3	4.5	6.1	5.6	5.3
25	0.4	0.3	1.0	0.7	0.3	0.6	1.2	0.3	0.2	0.7	0.4	0.4	0.3	0.8	0.7	1.0	1.0	0.7	1.3	1.0	0.7
26	0.3	0.3	0.6	0.8	0.4	0.4	0.3	0.4	0.1	0.3	0.4	0.3	0.4	0.4	0.7	0.5	0.3	0.2	0.4	0.5	0.3
27	6.3	5.5	7.3	6.0	7.5	4.6	5.7	7.0	7.2	6.1	7.5	5.6	6.7	5.8	5.6	7.6	11.4	7.8	7.2	7.5	7.1
28	23.3	13.2	20.8	19.8	16.9	6.5	20.5	20.5	10.8	23.8	14.8	18.9	15.6	10.1	24.2	15.7	27.7	19.8	24.3	19.0	11.8
I	6.4	7.9	5.8	4.7	5.5	7.2	6.7	5.3	5.9	7.0*	8.5	6.0	5.5	7.8	6.1	5.9	5.0	6.6	6.0	6.2	8.1
NORM	20.4	21.5	20.8	19.1	20.5	20.5	20.7	20.7	18.1	19.6	20.6	21.2	20.3	22.7	19.6	22.8	21.5	21.4	21.5	21.2	20.6
II	27.9	34.4	27.2	27.9*	27.8	36.4	27.3	22.8	29.2	27.6	31.6	30.8	30.8	40.3	29.5	32.2	26.4	26.7	27.5	27.6	31.8
NORM	20.1	21.6	20.2	18.0	18.8	20.9	19.0	18.5	17.6	19.1	19.4	21.8	19.0	21.8	17.8	20.3	18.1	20.2	20.5	18.0	20.7
III	35.0	24.0	35.7	32.2	31.2	17.6	32.6	33.4	22.5	35.6	27.7	29.0	26.7	21.8	36.0	28.8	45.7	33.0	39.3	33.6	25.2
NORM	10.3	11.5	9.7	9.1	10.2	10.7	10.3	10.4	9.2	9.9	10.4	11.1	9.9	12.0	9.3	10.3	10.3	10.4	10.6	10.4	9.9
MND	69.3	66.3	68.7	64.8	64.5	61.2	66.6	61.5	57.6	70.2	67.8	65.8	63.0	69.9	71.6	66.9	77.1	66.3	72.8	67.4	65.1
NORM	50.8	54.6	50.6	46.2	49.5	52.1	50.0	49.6	44.8	48.6	50.3	54.1	49.2	56.5	46.6	53.4	49.8	52.1	52.6	49.6	51.3

FEBRUARI 2011

NEERSLAG 8-8 UUR (MM)

	DISTRICT 8			DISTRICT 9																
NR	593	595	596	588	645	663	666	667	669	673	674	678	679	680	682	683	684	686	688	689
DAG	LAREN	SOEST	EEMNES	DUIVEN	HENGELO (GLD)	LOCHEM	WINTERSWIJK	DOETINCHEM	BORCULO	GENDRINGEN	REKKEN	ALMEN	HERWEN	AALTEN	MARKELO	LICHTENVOORDE	LIEVELDE	WOOLD	HUPSEL	DEVENTER
1	.	.	.	.	.	.	.	.	.	.	.	.	.	.	.	.	.	.	.	.
2	1.6	1.4	1.4	1.2	2.1	1.8	1.6	1.7	1.9	1.3	1.2	1.7	1.0	1.9	1.4	1.3	1.2	1.8	1.8	1.6
3	3.8	3.8	4.8	3.1	4.0	1.8	2.8	2.2	3.3	3.3	3.0	3.0	2.6	3.0	2.9	2.5	3.3	3.2	2.3	2.4
4	1.0*	1.0	1.0	1.2	0.4	1.1	0.3	0.7	0.3	0.4	0.3	0.7	0.6	0.4	0.9	0.2	.	0.3	0.2	1.1
5	.	0.3	0.2	.	.	.	.	.	0.1	.	.	0.2	.	.	0.2	.	.	.	.	0.5
6	.	.	.	.	.	.	.	.	0.1	.	.	.	.	.	.	.	.	.	.	.
7	.	.	.	.	.	.	.	.	.	.	.	.	.	0.1	.	.	.	.	.	.
8	.	.	.	.	.	.	.	.	.	.	.	.	.	.	.	.	.	.	.	.
9	.	.	.	.	.	.	.	.	.	.	.	.	.	.	.	.	.	.	.	.
10	.	.	.	.	.	.	.	.	.	.	.	.	.	.	.	.	.	.	.	.
11	13.3	10.6	13.9	10.5	4.1	8.6	7.2	8.2	9.8	8.3	9.2	9.5	7.2	8.3	9.8	6.7	7.7	8.6	9.5	10.9
12	12.6	12.4	13.0	9.5	6.8	7.6	5.5	6.2	6.4	11.5	5.6	6.5	11.4	7.0	5.4	4.8	4.9	6.7	5.6	5.7
13	2.1	3.6	4.4	6.4	6.6	6.4	5.0	5.6	5.5	2.8	4.8	7.2	4.8	4.4	6.7	4.5	5.3	7.9	4.5	7.6
14	.	.	.	.	.	.	.	.	.	.	.	.	.	.	.	.	.	.	.	.
15	1.0	0.7	0.7	8.5	10.1	10.6	8.8	9.6	10.0	9.7	10.5	9.7	9.5	9.9	11.7	10.0	10.4	8.8	10.5	9.2
16	2.2	0.8	1.8	1.4	1.1	1.6	0.5	1.5	1.3	1.1	1.1	1.3	1.3	0.7	1.3	1.0	0.8	0.6	0.6	1.7
17	.	.	0.2	.	.	.	.	.	.	.	.	0.1	.	.	.	.	.	.	.	.
18	.	.	.	.	.	.	.	.	.	.	.	.	.	.	.	.	.	.	.	.
19	.	.	.	.	.	.	.	.	.	.	.	.	.	.	.	.	.	.	.	.
20	.	.	.	.	.	.	.	.	.	.	.	.	.	.	.	.	.	.	.	.
21	.	.	.	.	.	.	.	.	.	.	.	.	.	0.1	.	.	.	.	.	.
22	.	.	.	.	.	.	.	.	.	.	.	.	.	.	.	.	.	.	.	.
23	.	.	.	.	.	.	.	.	.	.	.	.	.	.	.	.	.	.	.	.
24	5.9	6.0	3.5	4.9	4.8	6.1	3.5	6.0	4.2	4.1	2.5	5.3	3.5	3.9	4.0	4.5	3.9	3.9	3.7	6.1
25	0.5	0.5	0.8	0.8	.	.	0.3	1.5	0.3	0.6	0.5	0.1	1.1	0.5	0.4	0.3	0.6	0.5	0.1	0.4
26	0.3	0.5	0.1	0.4	0.5	0.7	0.5	0.5	0.7	1.1	0.4	0.4	0.6	0.6	0.7	0.8	0.5	0.7	0.7	0.5
27	7.5	8.0	7.2	5.4	5.0	2.8	4.5	4.5	3.7	3.5	2.3	3.0	2.9	4.0	1.8	3.7	5.3	7.3	3.2	2.3
28	22.6	23.6	18.0	9.2	5.7	5.6	8.5	8.0	5.5	7.2	5.0	7.0	10.4	7.5	2.7	7.2	8.2	10.6	4.9	7.9
I	6.4*	6.5	7.4	5.5	6.5	4.7	4.7	4.6	5.7	5.0	4.5	5.6	4.2	5.4	5.4	4.0	4.5	5.3	4.3	5.6
NORM				20.3		16.7	17.3	18.9	16.7	15.4	15.5	16.2	17.8	18.3	16.8	17.3				
II	31.2	28.1	34.0	36.3	28.7	34.8	27.0	31.1	33.0	33.4	31.2	34.3	34.2	30.3	34.9	27.0	29.1	32.6	30.7	35.1
NORM				18.3		17.6	18.5	18.8	18.1	15.2	17.2	16.6	17.9	18.3	17.9	18.2				
III	36.8	38.6	29.6	20.7	16.0	15.2	17.3	20.5	14.4	16.5	10.7	15.8	18.5	16.6	9.6	16.5	18.5	23.0	12.6	17.2
NORM				9.3		9.8	9.2	9.7	9.7	8.0	9.2	9.2	9.2	9.2	9.6	9.5				
MND	74.4	73.2	71.0	62.5	51.2	54.7	49.0	56.2	53.1	54.9	46.4	55.7	56.9	52.3	49.9	47.5	52.1	60.9	47.6	57.9
NORM				47.9		44.1	45.1	47.4	44.5	38.7	41.8	42.1	44.8	45.8	44.3	45.0				

	DISTRICT 10														DISTRICT 11					
NR	434	465	539	549	562	569	584	589	830	835	836	840	910	917	446	447	462	471	705	733
DAG	GROOTAMMERS	OUD ALBLAS	NIJMEGEN	CULEMBORG	TIEL	HEUMEN	GELDERMALSEN	ZETTEN	HERWIJNEN	ANDEL	GORINCHEM	NIEUWENDIJK	AMMERZODEN	ZALTBOMMEL	GOEDEREEDE	DENBOMMEL	DIRKSLAND	OUD DORPPOLDER	BRESKENS	VLISSINGEN
1	.	.	.	.	.	.	.	.	.	.	.	.	.	.	.	.	.	.	.	.
2	0.7	0.7	0.7	0.7	0.2	0.9	0.5	1.1	0.3	0.7	0.7	0.7	0.8	0.7	1.2	0.8	1.4	1.0	0.5	0.4
3	1.7	2.4	2.1	2.6	3.1	1.5	3.1	3.6	2.2	2.5	2.5	2.9	2.1	2.1	1.6	0.5	1.0	0.8	0.9	0.7
4	0.2	0.1	0.4	0.2	0.3	0.3	0.3	0.5	0.3	0.3	0.2	0.2*	0.1	0.4	.	0.2	.	.	.	.
5	.	.	.	0.1	.	.	0.2	0.2	.	0.2	.	.	.	0.2	.	.	.	.	.	.
6	.	.	.	.	0.1	.	.	.	.	.	.	.	.	.	.	.	.	.	.	.
7	.	.	.	.	.	.	.	.	.	.	.	.	.	.	.	.	.	.	.	.
8	.	.	.	.	.	.	.	.	.	.	.	.	.	.	.	.	.	.	0.1	.
9	.	.	.	.	.	.	.	.	.	.	.	.	.	.	.	.	.	.	.	.
10	.	.	.	.	.	.	.	.	.	.	.	.	.	.	.	.	.	.	.	.
11	9.2	9.5	8.2	8.3	10.2	9.8	8.5	9.9	8.7	8.7	9.2	9.2	10.2	8.8	12.1	13.7	11.8	11.2	8.8	6.2
12	14.3	14.5	13.6	10.8	13.5	12.6	11.3	12.0	14.4	14.8	14.2	18.5	16.1	14.9	18.9	23.4	23.0	21.1	7.0	6.7
13	0.2	.	3.3	0.2	0.8	1.7	0.5	2.0	0.2	0.3	0.4	0.5	0.6	0.9	0.1	0.2	0.2	0.2	0.2	.
14	.	0.1	.	.	.	.	.	.	.	.	.	.	.	.	0.1	0.8	1.0	0.3	0.5	1.0
15	2.1	2.0	7.2	1.5	1.1	5.5	1.0	3.3	1.3	1.8	1.9	1.8	1.4	1.1	1.4	2.3	1.7	0.7	.	.
16	1.2	2.0	0.8	0.4	0.9	0.5	0.3	0.7	0.1	0.5	0.4	1.0	0.5	0.6	2.2	2.5	2.5	2.3	1.9	2.6
17	0.1	0.1	.	.	.	.	.	.	.	.	.	.	.	.	.	.	.	.	.	.
18	.	.	.	.	.	.	.	.	.	.	0.1	.	.	.	.	.	.	.	.	.
19	.	.	.	.	.	.	.	.	.	.	.	.	.	.	.	.	.	.	.	.
20	0.3	2.4	.	.	.	.	.	.	0.2	0.3	0.2	1.2	.	.	5.3	4.1	4.2	5.7	4.6	4.5
21	.	.	.	.	.	.	.	.	.	.	.	.	.	.	.	.	.	.	.	.
22	.	.	.	.	.	.	.	.	.	.	.	.	.	.	.	.	.	.	.	.
23	.	.	.	.	.	.	.	.	.	.	.	.	.	.	.	.	.	.	.	.
24	6.1	6.9	3.5	6.7	5.8	4.3	6.4	5.4	4.7	4.9	6.5	5.5	4.7	5.1	6.6	7.3	6.3	5.7	14.3	13.4
25	0.2	.	0.9	0.2	.	1.3	0.2	1.2	0.2	0.2	0.1	.	0.6	0.2	0.2	0.1	0.2	0.2	0.1	0.2
26	0.1	0.3	0.1	0.5	0.4	0.2	0.3	0.5	0.3	0.5	0.2	.	0.2	0.2	0.3	0.2	0.3	0.6	0.8	0.5
27	9.5	12.8	4.2	7.9	7.2	4.7	7.1	7.5	7.4	8.5	7.8	10.7	8.1	8.2	12.2	9.4	11.3	10.2	7.1	7.5
28	14.4	25.0	15.4	22.4	17.4	13.0	20.7	19.2	18.8	18.2	17.4	20.7	19.3	19.5	2.5	4.9	2.4	5.0	3.1	4.3
I	2.6	3.2	3.2	3.6	3.7	2.7	4.1	5.4	2.8	3.7	3.4	3.8*	3.0	3.4	2.8	1.5	2.4	1.8	1.5	1.1
NORM	21.6	21.9	18.1	19.4	18.7	18.0	19.6	19.9	20.1	20.3	20.8	21.5	19.4	20.0	19.2	20.4	20.4	19.3		19.3
II	27.4	30.6	33.1	21.2	26.5	30.1	21.6	27.9	24.9	26.4	26.4	32.2	28.8	26.3	40.1	47.0	44.4	41.5	23.0	21.0
NORM	17.4	16.8	15.8	16.7	17.3	15.7	17.1	18.0	16.6	17.8	17.0	17.2	16.8	17.3	14.2	15.1	15.2	12.8		14.8
III	30.3	45.0	24.1	37.7	30.8	23.5	34.7	33.8	31.4	32.3	32.0	36.9	32.9	33.2	21.8	21.9	20.5	21.7	25.4	25.9
NORM	10.2	11.0	8.8	9.3	10.1	8.9	9.9	9.5	9.6	9.8	10.1	10.9	9.3	9.3	9.6	11.0	10.4	9.7		9.5
MND	60.3	78.8	60.4	62.5	61.0	56.3	60.4	67.1	59.1	62.4	61.8	72.9	64.7	62.9	64.7	70.4	67.3	65.0	49.9	48.0
NORM	49.3	49.7	42.7	45.3	46.0	42.6	46.5	47.4	46.4	47.9	47.9	49.6	45.4	46.6	43.1	46.6	46.1	41.9		43.5

FEBRUARI 2011

NEERSLAG 8–8 UUR (MM)

DISTRICT 11

NR	735	736	737	738	740	741	742	743	744	746	747	749	750	751	752	754	755	756	757	758	760
DAG	KAPELLE	BROUWERSHAVEN	KERKWERVE	BIERVLIET	ST KRUIS	STAVENISSE	TERNEUZEN	NOORD GOUWE	ANNA JACOBA POLDER	WEST KAPELLE	KRABBENDIJKE	WILHELMINADORP	RILLAND	VROUWENPOLDER	HAAMSTEDE	OVEZANDE	KORTGENE	MIDDELBURG	THOLEN	WOL PH'RTSDIJK	'S HEERENHOEK
1	.	.	.	.	.	.	.	.	.	.	.	.	.	.	.	.	.	.	.	.	.
2	0.5	0.9	1.5	0.8	0.4	1.3	0.3	0.8	0.8	0.8	0.6	0.8	0.4	0.8	1.5	0.4	0.6	0.6	0.7	0.5	0.5
3	1.1	0.8	1.4	0.4	0.6	1.1	0.3	0.7	0.6	2.3	0.7	1.3	0.3	1.4	1.4	0.5	1.2	1.4	0.4	1.4	1.0
4	0.1	.	.	.	.	0.4	.	.	.	0.2	.	.	.	.	.	0.1	0.1	.	.	0.7	0.3
5	.	.	.	.	.	.	.	.	.	.	0.2	.	.	.	.	.	.	.	0.1	.	0.3
6	.	.	.	0.2	.	.	.	.	.	.	0.3	.	0.1	.	.	.	.	.	.	.	.
7	.	.	.	.	.	.	.	.	.	.	.	.	.	.	.	.	.	.	.	.	.
8	0.2	.	.	.	.	.	.	.	.	.	.	.	.	.	.	0.1	.	.	.	.	0.1
9	.	.	.	.	0.1	.	0.2	.	.	.	.	.	.	.	.	.	.	.	.	.	.
10	.	.	0.1	.	.	.	.	.	.	.	.	0.2	.	.	0.1	.	.	.	.	.	.
11	11.9	12.1	11.7	15.4	10.4	6.4	9.0	12.0	6.3	8.0	10.6	7.3	10.8	7.1	11.9	11.4	7.1	7.3	6.0	6.3	8.8
12	8.9	28.2	29.4	8.5	8.7	23.3	8.4	28.0	26.8	12.1	9.3	17.4	10.5	19.0	35.1	7.7	17.5	6.6	20.0	14.9	7.1
13	.	.	.	0.2	0.7	0.2	0.2	0.3	0.1	.	0.7	.	1.5	0.1	0.2	0.1	.	0.1	0.3	.	0.1
14	1.0	0.1	0.1	1.2	0.7	1.3	0.9	1.0	0.9	0.3	0.5	0.9	0.1	0.3	0.4	1.0	1.1	0.3	2.1	0.5	0.8
15	0.3	1.0	1.2	.	0.1	0.3	.	1.0	1.6	0.1	1.0	0.4	1.4	.	.	0.3	0.2	.	1.1	0.5	0.4
16	2.1	2.3	2.4	1.7	1.4	1.5	1.9	2.0	1.6	1.3	2.5	2.2	3.0	2.2	2.5	1.7	3.5	1.7	3.0	1.8	1.8
17	.	.	.	.	.	.	.	.	0.1	.	.	.	.	.	.	0.1	.	.	.	0.1	0.1
18	.	.	.	.	.	.	.	.	.	0.2	.	.	.	.	0.1	.	.	.	.	.	.
19	.	.	.	.	.	.	.	.	.	.	.	.	.	.	.	.	.	.	.	.	.
20	4.3	4.7	4.7	5.3	4.7	4.8	3.2	4.1	3.4	6.5	4.3	3.3	3.1	3.8	3.8	3.6	3.7	5.4	3.0	2.3	3.4
21	0.2	.	0.3	.	0.1	.	.	.	0.1	.	0.5	.	.	.	.	0.2	.	.	0.2	0.5	.
22	.	.	.	.	.	.	.	.	.	.	.	.	.	.	.	.	.	.	.	.	.
23	.	.	.	.	.	.	.	.	.	.	.	.	.	.	.	.	.	.	.	.	.
24	9.4	5.5	5.1	14.1	15.5	6.5	9.8	6.5	9.6	10.4	7.8	9.1	7.9	9.9	7.4	9.3	8.7	12.2	6.4	10.2	9.4
25	0.4	0.3	0.3	0.2	0.2	0.3	.	0.2	0.2	0.4	0.2	0.2	0.3	0.1	0.2	0.3	.	0.2	0.1	0.2	0.3
26	0.2	.	.	0.1	0.4	.	.	0.3	.	0.5	0.1	0.1	0.1	0.9	0.2	0.1	0.3	1.2	0.1	0.4	0.2
27	7.8	10.0	9.9	6.0	8.4	8.3	6.8	10.2	9.0	10.7	5.5	9.1	5.9	12.4	10.4	6.7	9.9	7.0	5.6	10.5	7.7
28	2.1	2.7	3.7	2.3	3.0	6.8	2.5	3.0	1.8	2.7	2.7	2.1	2.4	3.7	3.8	2.2	3.0	4.2	2.0	3.3	2.8
I	1.9	1.7	3.0	1.4	1.1	2.8	0.8	1.5	1.4	3.3	1.8	2.3	0.8	2.2	3.0	1.1	1.9	2.0	1.2	2.6	2.2
NORM	20.5	19.8	20.1	18.6	20.1	20.5	19.3	16.9	19.9	18.5	20.3	20.7	19.9	20.8	19.4	20.3	19.1	18.6	20.4	20.5	20.0
II	28.5	48.4	49.5	32.3	26.7	37.8	23.6	48.4	40.8	28.5	28.9	31.5	30.4	32.5	54.0	25.9	33.1	21.4	35.5	26.4	22.5
NORM	16.4	14.5	14.6	15.4	16.2	16.5	15.0	13.5	15.1	14.1	16.5	15.6	15.3	16.1	14.7	16.5	14.6	14.6	15.6	16.6	16.1
III	20.1	18.5	19.3	22.7	27.6	21.9	19.1	20.2	20.7	24.7	16.8	20.6	16.6	27.0	22.0	18.8	21.9	24.8	14.4	25.1	20.4
NORM	10.7	9.7	10.1	10.5	10.8	11.3	11.2	9.2	10.6	9.6	10.2	11.2	10.1	10.9	10.3	10.4	10.3	9.5	10.6	10.9	9.9
MND	50.5	68.6	71.8	56.4	55.4	62.5	43.5	70.1	62.9	56.5	47.5	54.4	47.8	61.7	79.0	45.8	56.9	48.2	51.1	54.1	45.1
NORM	47.6	44.0	44.8	44.5	47.1	48.3	45.5	39.6	45.6	42.2	47.1	47.5	45.3	47.8	44.5	47.2	44.0	42.7	46.5	48.0	46.1

DISTRICT 11 / DISTRICT 12 / DISTRICT 13

NR	761	762	763	764	767	770	828	829	832	833	834	837	838	839	841	827	831	843	844
DAG	PHILIPPINE	SCHOONDIJKE	CADZAND	KLOOSTERZANDE	KAPELLEBRUG	WESTDORPE	OUDENBOSCH	ZUNDERT	BERGEN O/ZOOM	OOSTERHOUT	CHAAM	STEENBERGEN	GINNEKEN	HOOGERHEIDE	KLUNDERT	TILBURG	ESBEEK	GILZE RIJEN	CAPELLE
1	.	.	.	.	.	.	.	.	.	.	.	.	.	0.1	.	.	.	.	.
2	0.4	0.6	0.5	0.3	0.6	0.3	1.0	1.2	0.6	0.2	1.2	0.8	2.0	0.9	0.7	1.2	1.5	3.5	0.4
3	0.4	0.7	1.0	0.3	0.4	0.3	1.7	1.5	0.4	3.2	2.3	1.3	1.6	0.8	1.1	2.4	2.2	2.5	1.6
4	.	.	.	.	.	.	.	.	.	0.2	.	.	.	.	.	.	.	0.2	0.4
5	.	.	.	.	0.1	.	0.6	0.2	.	.	.	.	.	0.3	0.2	.	.	.	.
6	.	0.2	.	1.1	0.1	0.1	.	.	.	.	.	.	.	0.2	.	.	.	.	.
7	.	.	.	.	.	.	.	.	.	.	.	.	.	.	.	.	.	.	.
8	.	.	0.2	.	.	.	.	.	.	.	.	.	.	.	.	.	.	.	.
9	.	.	.	.	.	0.1	.	.	.	.	.	.	.	.	.	.	.	.	.
10	.	.	.	.	.	0.1	.	.	.	.	.	.	.	.	.	.	.	.	.
11	10.2	12.2	9.5	12.2	7.0	4.7	7.8	9.9	8.4	9.2	9.8	7.4	9.1	12.5	7.3	11.4	10.2	11.1	7.4
12	8.5	9.1	7.8	9.6	7.4	3.9	25.7	16.9	15.5	23.5	18.2	23.4	23.0	10.6	22.6	23.4	20.6	25.4	20.4
13	0.2	.	0.2	1.4	0.5	0.2	0.3	2.2	.	1.3	1.8	.	0.2	2.0	0.3	2.1	4.6	1.3	1.0
14	0.8	1.0	0.5	0.8	0.2	0.5*	.	0.2	1.0	.	.	0.8	.	1.0	0.2	.	.	.	.
15	0.3	.	.	0.4	0.6	.	3.2	1.8	1.3	1.7	1.8	2.6	1.6	2.0	2.0	1.1	1.5	1.8	0.8
16	1.7	2.1	1.2	2.5	4.1	1.7	1.7	1.5	2.3	0.2	0.8	2.1	1.2	2.9	1.1	0.4	0.3	1.2	0.4
17	0.1	.	.	.	0.1	.	.	.	.	.	.	.	0.1	.	.	.	.	0.3	.
18	.	.	.	.	.	.	.	.	.	.	.	.	.	.	.	.	.	.	.
19	.	.	.	.	.	.	.	.	.	.	.	.	0.1	.	.	.	.	.	.
20	3.8	5.5	4.5	3.4	3.3	3.5*	2.7	3.3	1.8	3.2	1.6	2.9	6.1	2.7	2.8	.	.	0.6	0.6
21	.	.	.	.	0.2	0.1	.	0.3	.	.	.	.	.	.	0.2	.	.	.	.
22	.	.	.	.	.	.	.	.	.	.	.	.	.	.	.	.	.	.	.
23	.	.	.	.	.	.	.	.	.	.	.	.	.	.	.	.	.	.	.
24	13.4	16.4	13.3	9.2	7.9	12.1	5.6	6.6	7.3	8.2	7.0	7.9	6.1	7.6	4.9	6.5	5.3	8.0	5.8
25	0.3	0.2	.	.	0.2	0.3	.	0.2	.	.	0.1	.	0.1	0.2	0.1	0.2	.	.	.
26	0.1	0.9	1.3	.	0.2	0.2	0.7	0.2	.	.	0.4	.	0.1	0.2	0.5	0.1	0.3	.	0.2
27	6.5	7.8	9.1	4.9	5.6	5.3	10.4	9.3	6.6	9.8	9.5	8.3	9.0	6.5	11.2	8.1	7.5	9.9	7.8
28	1.8	3.6	2.8	1.8	2.4	1.6	12.5	13.1	2.0	21.3	17.4	3.6	17.1	2.2	18.5	20.8	26.0	20.9	19.4
I	0.8	1.5	1.7	1.7	1.2	0.9	3.3	2.9	1.0	3.6	3.5	2.1	3.6	2.3	2.0	3.6	3.7	6.2	2.4
NORM	18.3	19.2	19.9	21.9	19.8		19.6	19.8	19.1	20.7	19.6	21.3	21.7	21.1	20.2	20.1	21.4	20.4	18.8
II	25.6	29.9	23.7	30.3	23.2	14.5*	41.4	35.8	30.3	39.1	34.0	39.2	41.4	33.7	36.3	38.4	37.2	41.7	30.6
NORM	14.9	15.3	15.7	17.9	17.3		15.7	17.8	15.1	16.6	17.5	16.2	17.3	17.3	16.5	17.7	19.9	17.7	15.3
III	22.1	28.9	26.5	15.9	16.5	19.6	29.2	29.7	15.9	39.3	34.4	19.8	32.4	16.7	35.4	35.7	39.1	38.8	33.2
NORM	10.5	9.8	10.6	10.4	10.5		9.9	10.3	10.5	10.2	10.5	11.1	10.7	10.7	10.8	10.3	11.2	10.6	9.6
MND	48.5	60.3	51.9	47.9	40.9	35.0	73.9	68.4	47.2	82.0	71.9	61.1	77.4	52.7	73.7	77.7	80.0	86.7	66.2
NORM	43.7	44.3	46.1	50.2	47.5		45.3	47.9	44.7	47.5	47.5	48.7	49.7	49.1	47.4	48.1	52.5	48.7	43.7

FEBRUARI 2011

NEERSLAG 8-8 UUR (MM)

DISTRICT 13

NR	892	896	899	901	903	904	905	906	907	908	909	911	912	914	915	918	919	920	926
DAG	GIERSBERGEN	HELMOND	GEMERT	NULAND	MEGEN	SOMEREN	ST ANTHONIS	OIRSCHOT	BOXTEL	DEURNE	MILL	DINTHER	LEENDE	OSS	EERSEL	MAARHEEZE	EINDHOVEN VB	VOLKEL	WAALRE
1	.	.	.	.	.	.	.	.	.	.	.	.	.	.	.	.	.	.	.
2	0.7	1.0	1.4	0.6	0.4	1.3	1.1	1.0	1.4	0.9	0.7	1.1	2.0	0.6	1.6	1.9	0.9	1.1	1.4
3	2.1	1.4	1.8	2.0	2.2	1.4	2.0	1.8	1.8	1.2	1.5	1.9	1.9	1.5	2.4	1.6	0.9	1.9	1.9
4	0.2	.	.	.	0.2	.	.	.	.	.	0.1	.	0.1	.	.	0.1	.	.	0.1
5	.	.	.	.	.	.	.	.	.	.	.	.	.	.	0.1	.	.	.	.
6	.	.	0.2	.	.	.	.	.	.	.	.	.	.	.	.	.	.	.	.
7	.	.	.	.	.	0.1	.	.	.	.	.	.	.	.	.	.	.	.	.
8	.	.	.	.	.	.	.	.	.	0.1	.	.	0.1	.	.	.	.	.	0.1
9	.	.	.	.	.	.	.	0.1	.	.	.	.	.	.	.	.	.	.	.
10	.	.	.	.	.	.	.	.	.	.	.	.	.	.	.	.	.	.	.
11	6.7	9.6	5.9	10.0	7.9	8.0	6.9	8.2	9.6	7.8	6.6	7.3	8.6	9.6	10.7	8.9	8.4	6.8	8.4
12	19.4	15.9	17.3	17.0	14.7	21.4	17.9	18.6	20.4	17.7	17.2	20.0	16.7	16.0	17.8	17.4	20.0	17.9	17.5*
13	1.4	3.8	1.7	2.5	1.6	6.9	2.6	2.3	2.1	3.3	1.3	2.2	2.7	1.4	4.4	2.5	3.4	1.8	4.2
14	.	.	.	.	.	0.1	.	0.1	0.2	.	.	.	.	.	.	0.1	.	.	0.1
15	1.1	2.8	2.7	0.8	1.7	4.4	6.3	0.7	0.6	5.2	4.9	1.8	3.8	1.0	1.7	5.2	1.1	4.3	1.8
16	.	0.2	.	0.5	0.2	0.4	0.3	0.1	0.4	0.6	0.8	1.1	1.4	0.3	0.2	0.6	0.5	0.3	1.2
17	.	.	.	.	.	.	.	.	.	.	.	.	.	.	.	.	.	.	.
18	.	.	.	.	.	.	.	.	.	.	.	.	.	.	.	.	.	.	.
19	.	.	.	.	.	.	.	.	.	.	0.1	.	.	.	.	.	.	.	.
20	.	.	.	.	.	.	.	.	.	.	.	.	0.2	.	.	.	.	.	.
21	.	.	.	.	.	.	.	.	.	.	.	.	.	.	.	.	.	.	.
22	.	.	.	.	.	.	.	.	.	.	.	.	.	.	.	.	.	.	.
23	.	.	.	.	.	.	.	.	.	.	.	.	.	.	.	.	.	.	.
24	4.6	6.0	6.4	5.7	5.6	6.0	4.4	3.9	5.3	6.1	6.5	5.6	5.5	5.8	5.5	5.4	4.5	6.4	5.0
25	0.2	0.7	0.4	0.5	0.3	1.1	1.2	0.1	0.3	0.6	0.7	0.6	0.5	0.2	0.1	0.5	0.1	0.5	0.3
26	0.3	0.5	0.5	0.6	0.2	0.5	0.7	0.3	0.4	0.6	0.4	0.3	0.5	0.4	0.4	0.4	0.4	0.4	0.4
27	9.1	5.0	6.9	6.9	4.6	4.7	4.5	5.9	6.8	4.1	7.8	5.4	4.3	6.5	8.0	4.5	6.0	7.8	5.3
28	16.9	15.3	18.6	20.8	16.0	14.3	12.1	18.5	19.7	15.1	16.2	22.4	21.7	16.8	21.2	20.4	19.1	19.4	21.5*
I	3.0	2.4	3.4	2.6	2.8	2.8	3.1	2.9	3.2	2.2	2.3	3.0	4.1	2.1	4.1	3.6	1.8	3.0	3.5
NORM		19.9	18.8	20.6	18.9	18.6	19.9	19.0	18.9	18.8	20.2	18.8	19.8	18.3	21.2	19.7	19.6	18.4	
II	28.6	32.3	27.6	30.8	26.1	41.2	34.0	30.0	33.3	34.6	30.9	32.4	33.4	28.3	34.8	34.7	33.4	31.1	33.2*
NORM		18.5	17.4	18.6	17.3	18.3	17.7	18.1	17.5	17.4	17.5	17.9	18.3	16.2	18.7	16.0	17.6	17.2	
III	31.1	27.5	32.8	34.5	26.7	26.6	22.9	28.7	32.5	26.5	31.6	34.3	32.5	29.7	35.2	31.2	30.1	34.5	32.5*
NORM		11.4	9.8	10.1	9.5	9.7	10.3	10.8	9.4	9.9	10.3	9.7	10.8	9.5	10.2	9.6	10.6	10.0	
MND	62.7	62.2	63.8	67.9	55.6	70.6	60.0	61.6	69.0	63.3	64.8	69.7	70.0	60.1	74.1	69.5	65.3	68.6	69.2
NORM		49.8	45.9	49.3	45.7	46.7	47.9	47.9	45.9	46.1	48.0	46.4	48.9	44.1	50.1	45.2	47.8	45.6	

DISTRICT 14

NR	883	897	913	921	922	923	961	964	967	970	977
DAG	SEVENUM	VENLO	IJSSELSTEYN	VENRAY	SIEBENGEWALD	ARCEN	ROERMOND	WEERT	HEI BLOEM	STRAMPROY	REUVER
1	.	.	.	.	.	.	.	.	.	.	.
2	1.2	1.6	1.4	1.2	1.6	1.5	2.4	2.9	1.8	1.6	1.7
3	1.6	3.0	2.0	1.6	2.5	2.8	2.6	1.8	1.6	1.5	2.9
4	.	.	.	0.1	.	0.1	.	0.1	.	.	.
5	.	0.1	.	.	.	.	.	.	.	.	.
6	0.2	.	.	.	.	.	.	0.3	.	.	.
7	.	.	.	.	.	.	.	.	.	.	.
8	.	.	.	.	.	.	.	.	.	.	.
9	.	.	.	.	.	.	.	.	.	.	.
10	.	.	.	.	.	.	.	.	.	.	.
11	5.9	10.0	7.1	6.0	6.8	6.4	8.0	9.7	7.4	8.5	9.9
12	17.6	17.9	17.5	18.8	16.3	21.3	14.3	14.1	17.2	14.8	18.4
13	6.9	1.5	2.3	1.8	3.9	3.5	1.8	0.3	1.7	0.7	1.1
14	.	0.1	.	.	.	.	.	.	.	.	.
15	7.9	9.9	5.8	7.1	8.6	9.4	8.5	7.3	7.7	6.9	7.3*
16	0.2	0.2	0.3	0.4	.	0.2	1.0	0.6	0.8	1.1	0.4
17	.	.	.	.	.	.	.	.	.	.	0.1
18	.	.	.	.	.	.	.	.	.	.	.
19	.	.	.	.	.	.	.	.	.	.	.
20	.	.	.	.	.	.	.	.	.	.	.
21	.	.	.	.	.	.	.	.	.	.	.
22	.	.	.	.	.	.	.	.	.	.	.
23	.	.	.	.	.	.	.	.	.	.	.
24	7.5	5.5	6.5	6.0	3.7	3.0	6.5	5.9	6.2	6.1	6.1
25	2.4	2.8	1.0	1.3	1.6	1.7	1.7	0.7	1.5	0.5	3.1
26	1.2	2.1	1.3	1.2	1.1	1.8	1.6	0.8	1.0	0.9	1.8
27	4.6	4.4	5.0	3.6	3.2	4.1	5.7	4.0	3.7	4.5	5.4
28	12.8	10.5	14.0	11.7	12.6	13.8	10.8	20.0	10.7	16.3	12.8
I	3.0	4.7	3.4	2.9	4.1	4.4	5.0	5.1	3.4	3.1	4.6
NORM	18.8	19.9	18.1	19.2			16.0	18.0	18.7	16.2	17.7
II	38.5	39.6	33.0	34.1	35.6	40.8	33.6	32.0	34.8	32.0	37.2*
NORM	17.0	18.8	16.7	16.7			17.0	18.0	17.9	18.0	18.5
III	28.5	25.3	27.8	23.8	22.2	24.4	26.3	31.4	23.1	28.3	29.2
NORM	9.4	9.8	9.3	9.6			9.9	10.1	9.5	10.4	9.9
MND	70.0	69.6	64.2	60.8	61.9	69.6	64.9	68.5	61.3	63.4	71.0
NORM	45.3	48.5	44.1	45.5			42.9	46.0	46.0	44.5	46.1

DISTRICT 15

NR	962	963	965	966	968	969	971	973	974
DAG	UBACHSBERG	VALKENBURG	SCHAESBERG	SCHINNEN	VAALS	STEIN	NOORBEEK	BEEK	BUCHTEN
1	.	.	.	.	.	.	.	.	.
2	1.6	1.5	2.2	2.5	2.0	1.9	2.1	1.2	2.1
3	2.8	3.6	2.3	3.2	3.0*	3.6	4.1	3.3	2.2
4	.	0.1	0.1	0.2	.	0.2	0.1	0.1	.
5	.	.	.	.	.	.	.	.	.
6	.	.	.	.	.	.	.	.	.
7	.	.	.	.	.	.	.	.	.
8	.	0.2	0.4	.	.	0.5	.	0.3	.
9	.	.	.	.	.	.	.	.	.
10	.	0.1	.	.	.	.	.	.	.
11	18.4	18.7	16.6	20.8	8.6	18.5	11.8	20.5	9.1
12	6.2	5.5	10.5	9.0	14.3	6.9	3.3	8.7	5.6
13	1.6	0.4	1.0	.	0.4	0.2	0.6	0.3	0.2
14	.	.	.	.	.	.	.	.	.
15	9.8	9.2	9.9	8.9	11.1	8.6	9.1	8.3	8.4
16	0.5	0.6	0.4	.	.	0.6	0.2	0.5	2.7
17	.	.	.	.	.	.	.	.	.
18	.	0.1	.	.	.	.	.	.	.
19	.	.	.	.	.	.	.	.	.
20	0.6	0.6	.	1.2	0.2	1.2	0.7	1.0	0.3
21	.	.	.	.	0.2	.	0.5	.	.
22	.	.	.	.	.	.	.	.	.
23	.	.	.	.	.	.	.	.	.
24	1.8	3.5	2.8	4.3	1.7	5.3	3.0	3.2	5.7
25	.	0.1	1.3	0.4	0.5	0.1	0.7	0.1	0.3
26	.	.	.	0.3	.	2.3	.	1.0*	1.9
27	6.9	6.5	6.7	6.2	11.2	5.7	6.9	5.6	4.9
28	7.2	7.0	8.8	8.5	7.8	8.7	5.0	8.4	14.2
I	4.4	5.5	5.0	5.9	5.0*	6.2	6.3	4.9	4.3
NORM	20.6	21.8	19.0	21.2	23.9	20.3	19.4	19.5	18.4
II	37.1	35.1	38.4	39.9	34.6	36.0	25.7	39.3	26.3
NORM	21.0	21.4	20.8	21.1	25.3	20.4	19.6	19.2	18.3
III	15.9	17.1	19.6	19.7	21.4	22.1	16.1	18.3*	27.0
NORM	12.7	14.1	14.1	13.4	16.0	11.9	11.8	12.2	11.2
MND	57.4	57.7	63.0	65.5	61.0	64.3	48.1	62.5	57.6
NORM	54.3	57.2	53.9	55.7	65.2	52.5	50.9	50.8	48.0

FEBRUARI 2011

NEERSLAG 8-8 UUR (MM)

	DISTRICT 15			
NR	979	980	981	982
DAG	ECHT	EPEN	OOST-MAAR LAND	SCHIN VELD
1	.	.	.	.
2	2.1	0.6	1.3	2.0
3	1.3	4.6	4.7	1.4
4	.	.	0.1*	.
5	.	.	.	.
6	.	.	.	.
7	.	.	.	.
8	.	.	.	.
9	.	.	.	.
10	.	.	.	.
11	9.4	11.1	10.8	12.2
12	9.8	4.8	5.2	6.5
13	0.3	0.6	0.4	.
14	.	.	.	.
15	8.0	9.6	7.9	9.7
16	1.4	0.2	0.2	1.3
17	.	.	.	.
18	.	.	.	.
19	.	.	.	.
20	.	0.6	0.4	.
21	.	0.4	.	.
22	.	.	.	.
23	.	.	.	.
24	5.6	1.1	0.8	4.2
25	0.7	0.2	.	0.9
26	2.3	.	.	.
27	5.3	7.1	9.3	6.5
28	9.8	8.7	5.1	11.0
I	3.4	5.2	6.1*	3.4
NORM	16.2			
II	28.9	26.9	24.9	29.7
NORM	16.6			
III	23.7	17.5	15.2	22.6
NORM	10.4			
MND	56.0	49.6	46.2	55.7
NORM	43.1			

REFERENTIE-GEWASVERDAMPING VOLGENS MAKKINK (MM)

NR	270	277	286	249	269	279	210	240	275	290	344	356	283	323	319	350	370	375	377	391
DAG	LEEU WARDEN	LAU WERS OOG	NIEUW BEERTA	BERK HOUT	LELY STAD	HOOGE VEEN	VALKEN BURG	SCHIP HOL	DEE LEN	TWEN THE	R'DAM	HER WIJNEN	HUP SEL	WILHEL MINA DORP	WEST DORPE	GILZE RIJEN	EIND HOVEN	VOLKEL	ELL	ARCEN
1	0.2	0.2	0.2	0.1	0.1	0.2	0.2	0.2	0.1	0.1	0.2	0.2	0.1	0.2	0.2	0.2	0.2	0.2	0.2	0.2
2	0.2	0.2	0.1	0.2	0.1	0.1	0.2	0.2	0.1	0.1	0.2	0.1	0.1	0.2	0.2	0.2	0.2	0.2	0.2	0.2
3	0.6	0.6	0.7	0.7	0.7	0.6	0.7	0.7	0.5	0.5	0.6	0.6	0.5	0.7	0.8	0.6	0.4	0.4	0.4	0.4
4	0.1	0.1	0.1	0.2	0.1	0.1	0.2	0.2	0.1	0.1	0.2	0.1	0.1	0.1	0.1	0.1	0.1	0.1	0.1	0.1
5	0.2	0.2	0.2	0.3	0.3	0.3	0.4	0.3	0.3	0.1	0.3	0.2	0.1	0.2	0.2	0.2	0.2	0.2	0.2	0.2
6	0.4	0.4	0.2	0.5	0.4	0.3	0.5	0.5	0.2	0.2	0.5	0.3	0.2	0.4	0.4	0.4	0.3	0.3	0.3	0.3
7	0.3	0.3	0.6	0.4	0.6	0.7	0.5	0.5	0.8	0.9	0.4	0.8	0.9	0.5	0.7	0.9	1.0	1.0	1.1	1.1
8	0.8	0.8	0.7	0.9	0.9	0.8	0.7	0.8	0.8	0.8	0.7	0.8	0.8	0.9	1.0	1.0	1.0	0.9	1.0	0.9
9	0.7	0.7	0.6	0.8	0.8	0.7	0.6	0.7	0.8	0.8	0.4	0.8	0.8	0.5	0.6	0.9	0.9	0.9	0.9	0.9
10	0.1	0.2	0.2	0.2	0.3	0.3	0.3	0.3	0.4	0.4	0.4	0.5	0.4	0.4	0.5	0.5	0.5	0.5	0.6	0.5
11	0.5	0.7	0.7	0.2	0.1	0.4	0.3	0.2	0.1	0.2	0.3	0.3	0.1	0.2	0.2	0.3	0.3	0.4	0.2	0.5
12	0.2	0.2	0.2	0.1	0.1	0.1	0.1	0.1	0.2	0.2	0.2	0.3	0.2	0.4	0.4	0.3	0.4	0.3	0.6	0.5
13	0.5	0.4	0.3	0.5	0.7	0.5	0.5	0.5	0.6	0.6	0.5	0.6	0.7	0.5	0.6	0.5	0.6	0.7	0.7	0.8
14	0.3	0.3	0.4	0.2	0.2	0.4	0.3	0.3	0.4	0.5	0.3	0.3	0.5	0.6	0.6	0.3	0.2	0.3	0.2	0.4
15	0.6	0.3	0.2	0.8	0.7	0.5	0.7	0.7	0.7	0.6	0.8	0.8	0.6	0.7	0.6	0.9	0.7	0.7	0.6	0.7
16	0.6	0.7	0.8	0.9	1.1	0.8	1.1	1.0	1.0	0.7	1.0	1.1	0.6	1.0	0.8	1.1	1.1	1.0	1.2	1.1
17	0.9	0.9	0.9	0.6	1.0	0.9	1.2	0.9	1.0	1.0	1.2	1.1	0.9	1.1	1.1	1.1	1.1	0.9	1.1	1.0
18	0.3	0.2	0.3	0.1	0.1	0.2	0.1	0.1	0.1	0.2	0.1	0.1	0.2	0.2	0.2	0.1	0.1	0.1	0.2	0.1
19	0.5	0.6	0.7	0.5	0.4	0.5	0.5	0.5	0.5	0.4	0.5	0.5	0.3	0.5	0.4	0.5	0.5	0.5	0.5	0.4
20	0.8	0.6	0.8	0.6	0.6	0.8	0.6	0.6	0.6	0.8	0.4	0.5	0.7	0.4	0.3	0.5	0.5	0.6	0.5	0.4
21	0.9	0.9	0.9	0.9	0.9	0.9	1.0	1.0	1.0	0.9	0.8	1.0	0.9	0.5	0.3	0.8	1.0	1.0	0.8	1.0
22	0.9	0.8	0.9	0.6	0.9	0.9	0.8	0.9	0.9	0.9	0.8	0.9	0.9	1.0	1.1	0.9	1.0	0.9	1.0	1.0
23	0.3	0.3	0.5	0.1	0.4	0.4	0.3	0.3	0.4	0.5	0.3	0.4	0.5	0.3	0.3	0.5	0.5	0.5	0.6	0.6
24	0.3	0.2	0.3	0.2	0.3	0.2	0.4	0.3	0.2	0.2	0.5	0.3	0.2	0.5	0.4	0.3	0.3	0.2	0.2	0.2
25	0.3	0.2	0.3	0.2	0.2	0.3	0.3	0.3	0.2	0.3	0.3	0.3	0.3	0.4	0.4	0.3	0.3	0.3	0.3	0.3
26	0.3	0.3	0.4	0.2	0.3	0.4	0.2	0.2	0.4	0.7	0.2	0.3	0.6	0.2	0.3	0.3	0.4	0.4	0.5	0.6
27	0.1	0.1	0.2	0.2	0.1	0.1	0.2	0.2	0.1	0.1	0.2	0.2	0.1	0.8	0.8	0.2	0.2	0.2	0.3	0.2
28	0.3	0.3	0.5	0.2	0.2	0.3	0.2	0.2	0.3	0.5	0.1	0.1	0.4	0.2	0.1	0.1	0.2	0.2	0.2	0.3
I	3.6	3.7	3.6	4.3	4.3	4.1	4.3	4.4	4.1	4.0	3.9	4.4	4.0	4.1	4.7	5.0	4.8	4.7	5.0	4.8
II	5.2	4.9	5.3	4.5	5.0	5.1	5.4	4.9	5.2	5.2	5.3	5.6	4.8	5.6	5.2	5.6	5.5	5.5	5.8	5.9
III	3.4	3.1	4.0	2.6	3.3	3.5	3.4	3.4	3.5	4.1	3.2	3.5	3.9	3.9	3.7	3.4	3.9	3.7	3.9	4.2
MND	12.2	11.7	12.9	11.4	12.6	12.7	13.1	12.7	12.8	13.3	12.4	13.5	12.7	13.6	13.6	14.0	14.2	13.9	14.7	14.9

NR	235	280	260	310	380	235	280	260	310	380	235	280	260	310	380
	REFERENTIE GEWASVERDAMPING (MM)					NEERSLAG 0-24 UUR (MM)					SNEEUWDAGEN (s) O- 24 UUR				
DAG	DE KOOY	EELDE	DE BILT	VLIS SIN GEN	MAAS TRICHT	DE KOOY	EELDE	DE BILT	VLIS SIN GEN	MAAS TRICHT	DE KOOY	EELDE	DE BILT	VLIS SIN GEN	MAAS TRICHT
1	0.2	0.2	0.1	0.2	0.2	1.0	0.4	0.9	0.5	1.8	.	.	.	.	s
2	0.2	0.2	0.1	0.2	0.2	1.6	1.1	1.2	0.3	0.9	.	.	.	.	.
3	0.6	0.7	0.6	0.7	0.2	0.0	0.3	2.0	0.6	2.9	.	.	.	.	.
4	0.1	0.1	0.1	0.1	0.1	0.7	7.2	0.6	0.0	.	.	.	.	.	.
5	0.2	0.2	0.3	0.2	0.2	.	0.4	.	.	.	.	.	.	.	.
6	0.5	0.3	0.3	0.4	0.2	0.0	1.5	.	.	.	.	.	.	.	.
7	0.3	0.5	0.6	0.5	1.1	.	.	.	0.1	0.0	.	.	.	.	.
8	0.8	0.8	0.9	1.1	1.1	.	.	.	.	0.2	.	.	.	.	.
9	0.6	0.7	0.8	0.4	1.0	.	.	.	0.0	.	.	.	.	.	.
10	0.2	0.2	0.4	0.4	0.4	3.4	2.3	9.1	7.6	7.5	.	.	.	.	.
11	0.2	0.6	0.2	0.2	0.1	1.0	.	2.1	2.8	17.6	.	.	.	.	.
12	0.1	0.1	0.2	0.4	0.8	6.5	5.7	12.4	3.0	0.3	s	s	.	.	.
13	0.6	0.4	0.5	0.5	0.7	.	.	.	.	.	.	.	.	.	.
14	0.3	0.3	0.3	0.6	0.2	1.8	7.5	1.1	0.4	8.4	.	.	.	.	.
15	0.8	0.3	0.8	0.6	0.6	0.7	4.5	0.6	1.6	0.6	.	s	.	.	.
16	0.8	0.7	1.0	0.9	1.2	1.1	0.3	0.2	0.0	.	.	.	.	.	.
17	0.7	0.9	1.1	1.2	1.1	.	.	.	.	.	.	.	.	.	.
18	0.2	0.3	0.1	0.2	0.2	.	.	.	.	.	.	.	.	.	.
19	0.4	0.6	0.5	0.4	0.6	.	.	.	4.7	.	.	.	.	.	.
20	0.6	0.8	0.6	0.3	0.4	.	.	.	0.1	1.0	.	.	.	.	s
21	1.0	0.9	0.9	0.3	0.4	.	.	.	.	0.0	.	.	.	.	s
22	0.8	0.9	0.9	1.1	1.1	.	.	.	.	.	.	.	.	.	.
23	0.3	0.4	0.4	0.3	0.7	4.9	0.0	3.8	8.2	2.1	s	s	s	.	s
24	0.4	0.2	0.2	0.8	0.3	0.6	1.2	1.3	1.7	1.3	.	s	s	.	s
25	0.4	0.3	0.2	0.5	0.4	0.4	0.1	0.1	0.0	0.9	.	.	.	.	.
26	0.2	0.3	0.3	0.3	0.5	7.3	0.5	6.8	7.8	4.1	.	.	.	.	.
27	0.2	0.2	0.2	1.1	0.3	11.7	4.3	19.6	.	6.5	.	s	.	.	.
28	0.3	0.5	0.1	0.2	0.4	0.4	.	1.4	3.7	0.7	.	.	s	.	.
I	3.7	3.9	4.2	4.2	4.7	6.7	13.2	13.8	9.1	13.3	.	.	.	.	s
NORM	4.4	3.7	4.0	4.6	4.5	16.2	17.9	19.5	17.7	19.4					
II	4.7	5.0	5.3	5.3	5.9	11.1	18.0	16.4	12.6	27.9	s	s	.	.	s
NORM	5.8	5.0	5.5	6.3	5.6	14.2	16.4	16.7	13.0	17.9					
III	3.6	3.7	3.2	4.6	4.1	25.3	6.1	33.0	21.4	15.6	s	s	s	.	s
NORM	5.8	5.4	5.6	6.2	6.0	9.2	10.6	11.4	10.2	13.4					
MND	12.0	12.6	12.7	14.1	14.7	43.1	37.3	63.2	43.1	56.8	s	s	s	.	s
NORM	16.0	14.0	15.1	17.1	16.1	39.6	44.9	47.5	41.0	50.7					

NEERSLAGGEMIDDELDEN PER DISTRICT (MM)

	D1	D2	D3	D4
I	5.5	5.6	14.0	5.7
II	15.9	17.9	20.5	23.8
III	22.1	16.2	6.5	29.2
MAAND	43.5	39.8	41.1	58.8
NORM	42.0	46.4	45.1	44.1

	D5	D6	D7	D8
I	5.1	8.3	4.4	6.3
II	25.7	30.9	31.3	30.4
III	26.5	9.5	38.4	30.0
MAAND	57.4	48.7	74.1	66.6
NORM	44.3	45.3	47.2	49.8

	D9	D10	D11	D12
I	5.0	3.5	1.8	2.7
II	32.0	27.4	32.4	36.8
III	16.4	32.8	21.5	28.1
MAAND	53.5	63.6	55.7	67.6
NORM	44.3	46.7	45.4	47.5

	D13	D14	D15	LAND
I	3.1	4.0	5.0	5.6
II	33.0	35.6	32.5	28.1
III	31.7	26.4	19.7	23.6
MAAND	67.8	65.9	57.3	57.3
NORM	47.3	45.4	53.2	46.4

HOOGSTE MAANDSOM 94.5 MM TE
474 VALKENBURG

LAAGSTE MAANDSOM 29.5 MM TE
66 HARLINGEN

HOOGSTE DAGSOM 35.1 MM OP
12/02 TE
752 HAAMSTEDE

NORMALEN: TIJDVAK 1971-2000

Kaart met meteorologische stations

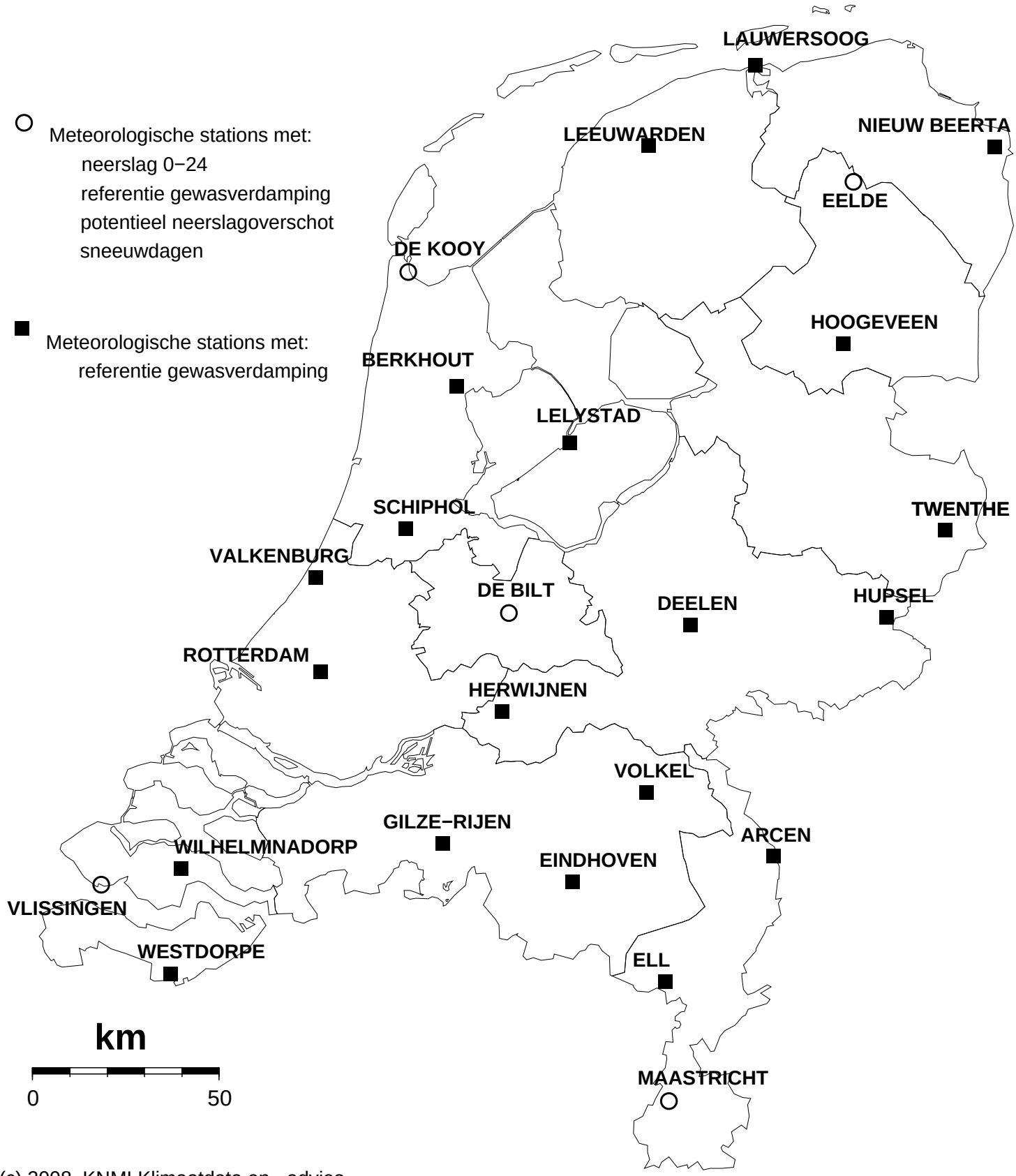

(c) 2008, KNMI Klimaatdata en −advies

KNMI Neerslagstations,

neerslag 08−08 uur UT

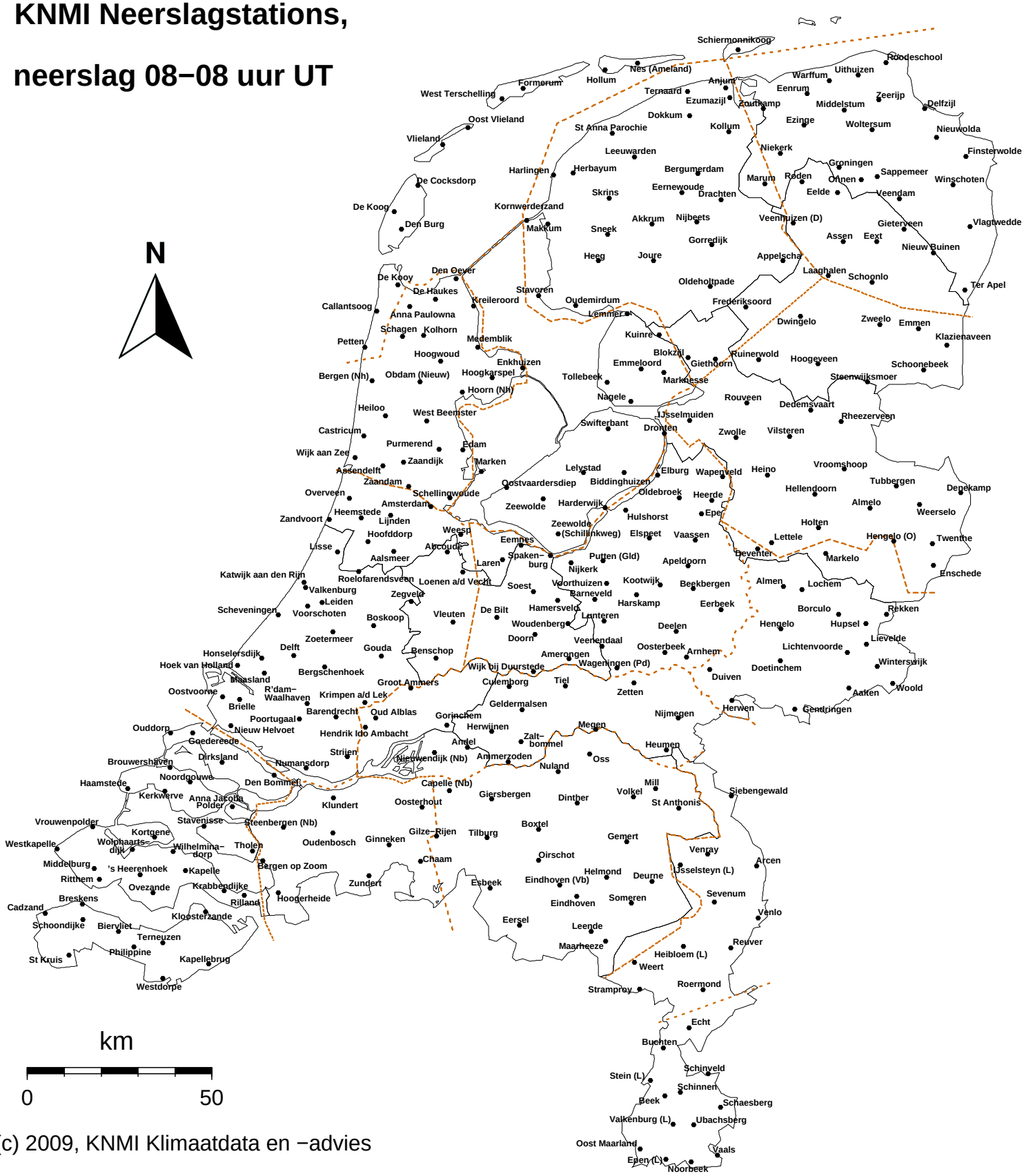

(c) 2009, KNMI Klimaatdata en −advies

Maandsommen neerslag, februari 2011

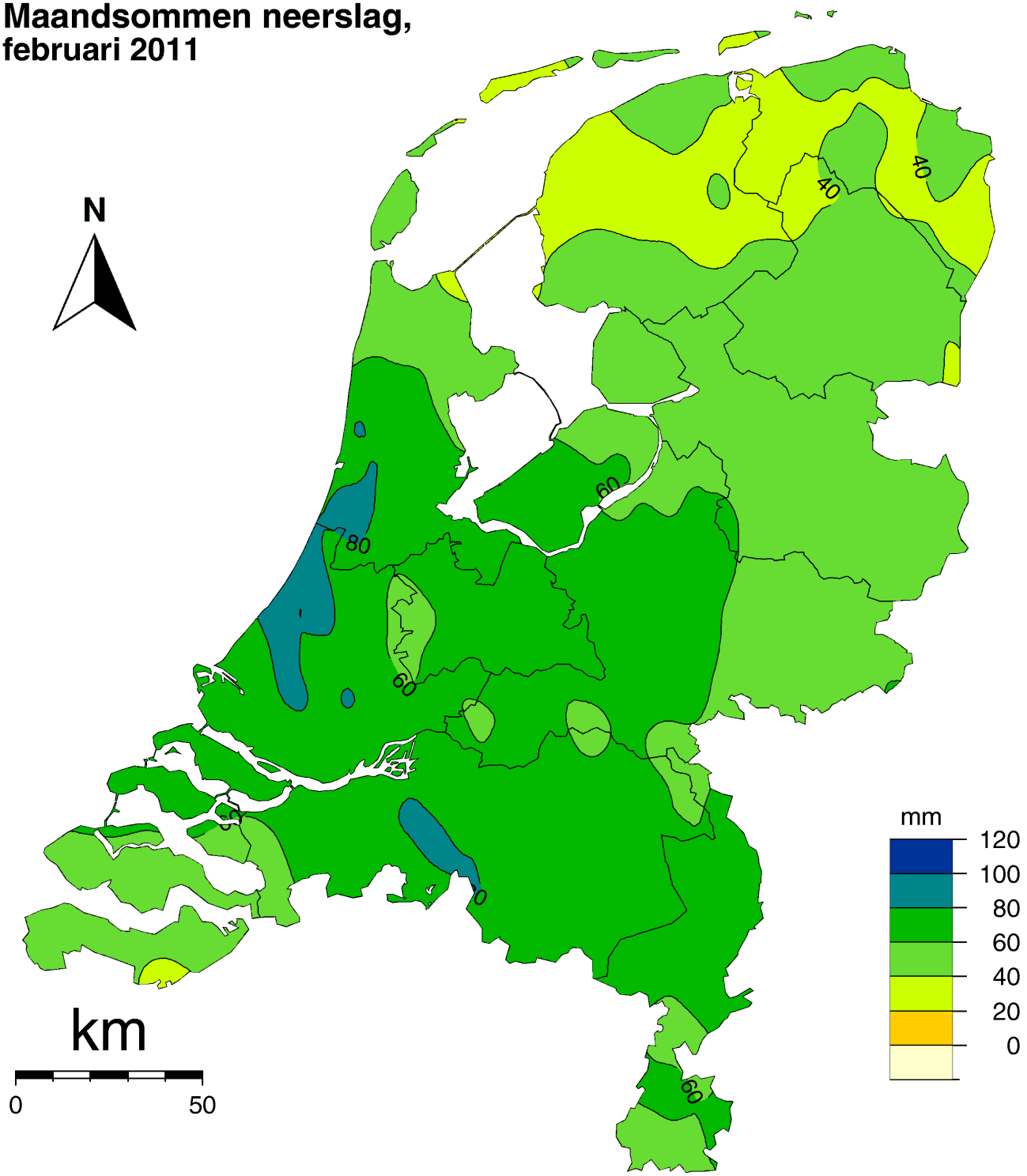

(c) 2011, KNMI Klimaatdata en –advies

Dit rapport is een uitgave van:

Koninklijk Nederlands Meteorologisch Instituut
Klimaatdata en -advies
Postbus 201 | 3730 AE De Bilt
www.knmi.nl | klimaatdesk@knmi.nl