



Koninklijk Nederlands
Meteorologisch Instituut
Ministerie van Infrastructuur en Milieu

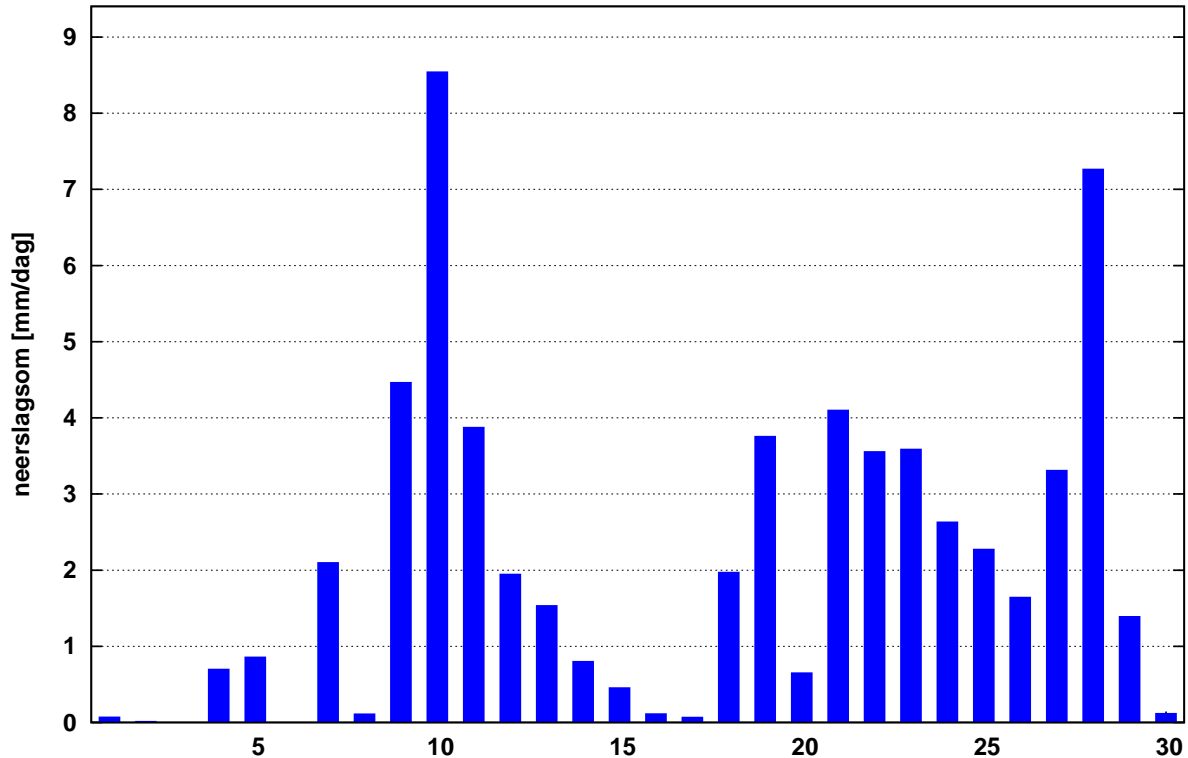
Maandoverzicht neerslag en verdamping in Nederland

april 2012



Landelijk gemiddelde dagelijkse neerslagsom april 2012 (gebaseerd op 325 stations)

Maandsom: 62 mm Normaal: 44 mm



In het Maandoverzicht neerslag en verdamping in Nederland (MONV) zijn dagelijkse gegevens van neerslag, verdamping, potentieel neerslagoverschot en sneeuwdagen opgenomen. Daarnaast worden decade- en maandwaarden vermeld. De metingen worden verricht op ca. 325 KNMI-neerslagstations en 25 KNMI meteorologische stations, alwaar uit metingen van temperatuur en straling de referentie-gewasverdamping wordt berekend. Het MONV is ruim 75 jaar uitgegeven als KNMI-periodiek en wordt sinds 2009 verspreid via internet (<http://www.knmi.nl/nederland-nu/klimatologie/gegevens/monv>).

KNMI
Postbus 201
3730 AE De Bilt
e-mail: Klimaatdesk@knmi.nl

APRIL 2012

NEERSLAG 8-8 UUR (MM)

DISTRICT 1														DISTRICT 2								
NR	10	11	12	15	16	17	18	19	21	22	24	25	26	61	64	65	66	67	68	69		
DAG	W.TER HOL LUM	SCHIER SHEL LING	SCHIER MONNIK OOG	OOST VLIE LAND	PETTEN	DEN BURG	NES AME LAND	DE COCKS DORP	CAL LANTS OOG	DE KOOG	VLIE LAND	DE KOOY	FOR MERUM	SKRINS	SNEEK	MAK KUM	HAR LINGEN	DOK KUM	ST ANNA PAR.	APPEL SCHA		
1	0.1	0.5	.	0.4	.	.	.	0.2	.	0.2	0.4	.	0.2	0.1	0.5	0.1	.	0.2	0.8	.		
2	0.1	0.1	.	.	.	0.2	0.2	
3	0.1	.	.	.	0.1	.	0.1	0.1	.	.	0.1	0.1	.		
4	9.9	5.2	.	8.9	.	0.2	2.7	3.0	1.5	1.0	4.0	0.8	3.8	.	.	0.7	0.4	0.7	0.5	.		
5	1.2	7.2	.	12.2	.	.	0.3	0.1	.	.	0.4	.	2.7	5.4	.	7.3	1.3	0.9	1.2	2.4		
6	
7	3.2	2.3	2.0	3.3	1.0	1.0	3.2	1.5	0.9	0.6	1.5	1.0	2.1	2.5	2.2	1.8	3.1	4.5	2.4	2.2		
8	0.1	.	.	.	0.1	0.1	0.9	0.4	.	.	0.1	0.2	0.8	.	0.2		
9	5.7	5.0	3.4	5.0	8.2	5.1	4.7	3.6	6.9	4.6	3.0	7.0	4.6	3.5	3.7	3.3	2.6	3.1	3.7	2.6		
10	11.7	8.0	9.1	6.9	7.4	9.2	10.7	8.5	7.3	7.5	7.2	7.0	8.5	11.1	10.3	10.7	12.5	11.7	13.2	10.5		
11	.	.	0.2	0.1	.	2.0		
12	0.5	1.6	.	.	0.2	.	0.1		
13	0.2	0.3	0.4	.	.	.	0.5		
14	0.1	0.4		
15	0.1	0.5	0.1	0.9	.	0.1	0.2	.	0.1	0.3	.		
16	0.2	0.3	.	.	.	1.1	0.9	0.1	0.3	.	0.4	0.2	.	.	0.3	.		
17	.	0.4	0.1	.	.	.	0.2	0.4	.	.	0.2	.	0.2	.	0.4	.		
18	3.7	2.4	0.7	2.5	5.9	3.0	1.7	3.5	3.5	3.0	2.2	2.9	2.7	3.5	1.2	2.5	1.8	1.6	4.2	1.1		
19	5.7	4.0	2.7	1.8	2.1	3.7	4.1	6.7	5.1	5.8	3.2	2.7	4.0	9.2	10.1	4.5	5.0	3.3	6.5	1.5		
20	0.2	.	1.8	.	0.6	0.3	.	.	0.5	0.3	.	0.2	.	.	.	0.1	0.1	.	1.1	0.4		
21	0.2	6.9	0.1	4.0	4.0	4.0	0.3	3.8	2.6	5.5	3.4	4.1	0.5	2.1	2.5	4.6	4.4	1.4	2.7	2.3		
22	5.9	2.0	5.6	3.0	3.0	1.5	6.2	1.9	3.5	1.5	2.5	4.5	4.2	4.1	2.2	4.6	5.5	7.8	6.9	2.1		
23	2.9	3.0	4.4	2.0	0.1	.	3.8	.	.	.	1.0	.	4.9	9.1	2.0	4.7	5.8	3.4	5.9	2.8		
24	10.2	2.9	3.6	2.5	1.5	3.5	6.1	1.9	0.9	11.1	2.5	1.5	5.6	4.5	3.6	5.2	7.4	9.4	5.2	2.6		
25	5.0	0.2	3.5	.	0.7	3.0	8.6	0.4	1.0	3.2	.	4.1	0.3	0.5	.	0.3	.	3.0	7.1	0.9		
26	0.5	1.4	0.3	1.0	1.2	2.0	0.3	1.3	1.3	1.3	0.6	1.3	1.3	0.6	1.1	0.8	.	0.2	0.8	0.9		
27	0.2	.	0.5	.	.	.	0.4	0.1	0.3	.	.	.	0.5	2.4		
28	6.1	4.1	5.7	6.1	9.2	5.2	6.5	5.5	5.7	4.7	5.5	5.8	5.9	9.4	6.2	9.4	9.7	5.5	9.4	8.0		
29	3.6	9.3	0.9	8.2	7.7	8.4	3.5	7.4	9.1	7.6	8.5	8.5	6.8	9.2	1.0	2.0	2.0	3.3	2.7	0.4		
30	0.2	0.2	0.2	0.2	1.5	0.2	0.2	0.1	0.2	.	0.3	0.5	.	.	.		
I	32.0	28.2	14.5	36.7	16.8	15.7	22.6	17.3	16.6	13.9	16.6	16.0	21.9	22.6	16.8	24.0	19.9	22.0	21.9	18.1		
NORM	13.9	12.4	13.3	12.5	12.4	13.9	14.7	14.1	12.9	14.1	12.4	12.8	13.3	13.9	14.8	13.3	13.4	14.7	14.9	18.7		
II	9.9	7.3	5.5	4.3	8.6	7.3	6.1	10.2	9.3	10.2	6.3	6.0	8.3	13.2	13.9	8.0	7.3	5.3	12.8	5.6		
NORM	12.3	11.4	11.8	12.9	14.5	13.6	12.6	15.1	15.4	14.0	12.5	13.5	11.6	13.3	13.3	11.8	11.9	13.0	12.7	14.3		
III	34.8	29.8	24.6	26.8	27.9	27.8	35.9	22.4	24.3	36.4	24.2	30.0	29.6	39.8	18.9	31.9	35.3	34.0	41.2	22.4		
NORM	10.1	9.5	11.5	10.0	10.6	10.0	10.8	10.4	11.4	10.1	9.2	9.5	10.3	11.0	10.0	9.7	11.6	10.6	10.6	16.5		
MND	76.7	65.3	44.6	67.8	53.3	50.8	64.6	49.9	50.2	60.5	47.1	52.0	59.8	75.6	49.6	63.9	62.5	61.3	75.9	46.1		
NORM	36.3	33.3	36.6	35.4	37.5	37.4	38.2	39.5	39.7	38.2	34.2	35.8	35.2	39.2	35.1	34.9	39.2	38.2	38.2	49.4		
DISTRICT 2																						
NR	70	73	75	76	77	78	79	80	81	82	84	85	86	87	89	90	91	166	171	326	338	
DAG	OUDE MIRDUM	DRACH TEN	OLDE HOLT PADE	KORN WERDER ZAND	KOLLUM	HER BAYUM	HEEG	STA VOREN	JOURE	GORRE DIJK	EZUMA ZIJL	LEEU WARDEN	NIJ BEETS	BER GUMER DAM	AK KRUM	EERNE WOUDE	TER NAARD	MARUM	AN JUM	FREDE RIKS OORD	GIET HOORN	
1	0.4	0.1	.	0.1	.	0.1	0.6	0.2	.	0.1	0.1	0.4	0.3	0.1	0.1	0.2	.	.	0.1	.	.	
2
3	0.1	0.2	
4	0.5	.	.	0.5	.	0.3	1.5	0.8	.	.	0.7	.	.	.	0.4	0.3	.	.	0.7	.	0.1	
5	.	1.3	1.0	6.7	0.4	1.1	0.6	.	1.2	0.6	.	2.8	4.1	1.5	3.6	2.6	0.7	0.2	.	5.3	1.2	
6
7	1.9	2.3	1.8	2.4	4.5	2.1	2.0	1.5	1.9	1.8	3.3	3.2	2.1	2.6	1.7	2.3	3.1	3.4	4.0	1.8	2.8	
8	.	0.1	.	.	0.1	1.2	0.1	0.5	0.2	0.2	0.4	.	0.3	.	.	
9	5.6	4.1	3.3	3.2	2.7	3.0	4.5	5.0	4.9	3.2	3.2	2.8	3.9	2.8	4.1	4.0	2.8	3.6	3.0	5.0	2.8	
10	9.0	8.4	8.4	15.7	10.0	12.3	10.0	9.8	7.0	5.6	8.7	12.2	6.8	7.7	8.9	10.0	10.0	4.8	7.8	11.5	8.6	
11	.	0.2	1.9	0.8	0.1	0.4	.	0.4	.	0.1	.	.	0.4	.	2.4	2.6	
12	1.7	.	0.1	.	1.9	.	.	0.7	0.2	.	.	.	0.9	0.6	0.8	0.3	1.0	.	.	0.4	.	
13	.	0.9	6.8	0.1	.	4.6	0.4	.	.	0.8	0.9	0.2	0.3	.	9.0	6.9	0.2	
14	1.2	0.1	.	.	.	0.2	0.6	.	0.5	1.7	
15	.	.	0.1	0.1	0.6	.	.	0.1	0.3	0.1	1.0	.	.	.	
16	0.3	0.9	.	0.2	0.5	.	0.7	2.5	.	.	0.3	
17	.	.	0.2	.	.	0.3	1.2	0.6	.	.	.	0.2	.	.	0.4	.	.	
18	1.4	1.9	1.3	2.4	1.1	3.1	1.6	1.6	1.0	1.0	1.1	2.9	.	0.9	1.4	1.7	1.4	0.6	0.7	1.1	0.6	
19	4.8	3.5	3.9	3.1	3.4	9.3	6.7	2.5	3.8	4.3	3.4	3.8	3.6	3.6	3.6	3.0	3.4	1.4	3.2	2.8	6.8	
20	3.2	.	0.9	.	0.5	0.1	.	.	0.4	0.2	.	0.8	.
21	3.2	2.6	4.8	4.5	1.9	2.9	3.3	5.9	2.6	5.1	1.0	1.9	3.0	2.5	2.5	2.5	0.9	2.4	1.1	2.7	6.4	
22	0.6	5.6	3.2	4.8	11.9	8.2	2.0	0.5	0.7	4.0	10.2	6.7	3.1	4.2	2.6	3.4	6.8	2.6	5.2	2.3	4.5	
23	4.7	3.9	3.1	3.4	1.8	5.3	4.7	6.7	1.3	1.2	2.0	6.6	1.4	2.2	4.6	1.5	3.6	6.8	4.5	4.2	7.8	
24	3.1	14.3	1.8	7.1	7.4	9.9	1.3	5.2	11.2	5.7	7.5	3.6	5.7	4.9	6.2	4.8	7.2	9.0	6.3	1.5	2.8	
25	0.1	1.6	0.6	.	11.8	3.9	.	0.2	.	3.3	2.0	8.0	10.7	3.2	0.3	6.8	3.0	1.2	6.0	0.8	0.4	
26	0.2	0.4	0.2	.	0.3	1.9	0.6	0.8	.	0.3	0.2	0.6	0.2	0.7	0.2	0.4	0.1	0.6	0.3	0.6	0.2	
27	.	.	3.5	.	0.9	.	0.3	0.5	.	1.0	0.2	.	.	0.2	0.4	0.3	2.6	1.8
28	7.4	9.4	6.7	10.4	6.2	10.3	8.2	10.2	8.8	7.2	4.0	7.3	6.9	6.4	3.9	6.7	6.9	8.0	5.7	7.8	8.5	
29	1.6	0.6	0.4	3.8	3.4	1.7	1.2	1.3	1.2	1.2	0.2	1.7	2.3	3.2	5.9	2.9	3.0	1.4	2.6	.	.	
30	0.1	0.1	.	0.2	.	0.6	.	0.2	0.1	.	0.1	.
I	17.5	16.3	14.5	28.6	17.7	20.1	19.2	17.3	15.0	11.3	16.0	21.4	17.3	15.4	19.0	19.6	17.0	12.0	15.9	23.6	15.5	
NORM	14.6	16.9	16.9	14.1	16.1	14.1	15.0	13.6	14.9	16.6	15.5	14.2	16.1	15.5	14.6	13.7	17.2	14.7	16.2	16.6	16.6	
II	12.6	7.4	15.2	5.8	8.0	12.9	9.8	4.4	10.9	6.1	6.1	10.7	6.3	6.7	6.2	5.6	5.3	13.0	4.5	14.1	12.7	
NORM	13.4	13.5	13.6	12.4	13.9	12.3	13.6	12.2	13.8	13.8	14.0	13.7	13.2	13.4	13.0	12.8	13.3	13.3	13.3	13.3	14.0	
III	21.0	38.5	24.3	34.2	45.6	44.7	21.6	31.5	25.8	29.0	27.3	36.4	33.3	27.5	26.2	29.0	31.5	32.4	32.1	22.5	32.5	
NORM	12.8																					

NR	DISTRICT 2			DISTRICT 3																	
	353	134	135	136	139	140	141	142	143	144	145	147	148	150	151	152	154	155	156	158	
DAG	BLOK ZIJL	MIDDEL STUM	WOL TER SUM	EZIN GE	GRO NINGEN	ASSEN	DELFI ZIJL	WARF FUM	FINS TER WOLDE	TER APEL	ZOUT KAMP	VEEN DAM	SAPPE MEER	UIT HUI ZEN	ROODE SCHOOL	GIETER VEEN	EENRUM	EEXT	VLAGT WEDDE	ONNEN	
1	.	0.5	0.5	.	0.1	0.1	0.7	0.4	0.2	.	0.4	1.0	1.0	0.1	1.4	0.4	0.2	0.3	0.1	0.3	
2	0.1	0.1	0.2	.	0.1	.	.	0.6	0.3	.	0.2	.	0.3	.	
3	0.1	0.1	
4	0.3	.	.	0.8	.	.	.	0.1	0.7	0.5	
5	.	.	.	0.1	.	0.2	.	.	0.1	
6	
7	3.3	2.6	3.2	3.6	3.0	2.8	2.9	3.4	1.8	2.0	3.7	2.4	2.8	3.7	3.9	2.7	4.6	2.8	2.1	2.8	
8	0.1	.	.	.	0.3	0.1	0.6	0.2	0.2	0.2	0.3	0.1	
9	3.9	1.5	1.9	1.6	1.5	2.9	1.5	2.5	1.2	2.8	2.0	1.0	1.5	2.4	2.4	2.1	3.8	2.9	2.4	1.7	
10	9.8	4.6	6.0	5.9	7.3	9.3	6.2	6.0	6.9	8.9	8.2	5.3	9.1	4.6	6.2	7.5	6.7	8.9	7.5	8.1	
11	3.9	1.2	2.8	0.5	3.1	4.0	5.2	1.1	5.4	7.9	0.1	4.5	5.0	0.9	1.4	6.2	0.8	4.8	6.3	3.3	
12	0.1	2.3	1.9	0.4	.	.	.	2.3	2.4	3.7	2.5	.	0.8	0.3	0.1	0.1	1.7	0.4	0.7	0.1	
13	1.4	0.8	2.2	0.8	6.6	11.2	1.4	.	4.5	7.4	.	1.4	2.3	.	1.3	18.0	0.6	16.7	1.1	10.3	
14	0.3	.	.	.	0.1	2.7	.	.	6.2	0.3	.	7.8	.	0.3	0.2	2.3	1.8	2.9	0.2	0.3	
15	0.1	.	.	0.7	.	.	0.2	0.3	.	.	0.6	0.4	.	0.1	.	0.3	0.5	0.3	.	.	
16	.	0.2	1.0	0.3	0.7	0.1	.	0.2	2.0	.	0.2	1.4	0.1	0.3	.	
17	0.1	.	0.1	0.1	0.3	
18	1.5	0.5	1.0	0.8	0.7	1.1	1.2	0.7	0.8	0.8	0.7	0.8	2.3	0.5	0.9	1.2	0.8	1.5	0.6	0.6	
19	3.7	5.5	1.3	1.4	5.2	5.1	0.4	3.5	1.2	3.0	2.0*	0.8	3.1	3.4	1.5	1.7	2.1	3.3	2.3	4.1	
20	0.2	0.6	.	0.2	.	0.1	0.4	0.5	0.8	0.5	0.6	.	.	0.4	0.9	.	0.3	0.1	0.2	2.4	
21	3.5	4.3	0.6	0.2	1.8	3.9	17.0	1.0	1.4	0.7	1.0	5.6	3.2	4.0	2.3	7.3	1.0	8.2	0.8	1.5	
22	4.0	5.9	5.2	6.2	2.7	1.4	6.3	8.3	3.3	0.8	11.4	4.3	2.6	6.0	5.8	4.9	8.7	5.0	0.4	3.6	
23	3.1	2.7	4.5	2.1	9.1	3.8	2.7	4.9	2.2	3.3	1.5	1.1	3.8	12.5	7.6	4.3	5.0	2.1	1.8	4.8	
24	1.7	7.6	5.4	5.5	3.2	2.4	2.4	6.2	1.7	3.6	2.9	2.4	3.1	6.8	9.6	2.5	10.5	3.3	2.0	6.5	
25	0.8	6.0	7.1	3.2	2.1	4.4	6.1	15.3	5.4	4.9	1.2	14.2	4.1	3.5	7.0	2.2	2.0	1.7	5.6	6.3	
26	0.3	0.5	0.5	0.7	0.9	0.4	1.5	1.1	0.5	.	1.6	0.4	0.2	0.5	0.5	0.4	0.9	0.4	0.2	0.3	
27	5.6	0.2	1.2	0.1	0.7	5.8	1.3	0.9	6.9	5.3	0.3	6.2	2.4	.	0.2	11.1	0.6	8.5	3.9	1.6	
28	7.5	6.5	7.0	9.8	6.5	6.8	5.0	6.6	6.0	5.0	7.4	5.1	6.3	6.7	6.0	7.0	6.2	5.0	5.1	7.2	
29	.	1.5	0.6	0.3	0.6	0.3	0.4	4.1	.	.	2.1	.	.	3.0	2.2	.	4.1	0.1	.	0.3	
30	0.1
I	17.4	9.2	11.6	12.0	12.2	15.4	12.0	12.5	11.1	13.7	14.4	9.9	14.6	12.2	14.6	12.7	15.5	14.9	12.4	13.0	
NORM	15.8	15.7	.	16.9	18.3	14.3	14.8	15.6	15.6	15.1	15.4	16.0	15.6	16.0	15.8	14.5	16.8	15.6	15.6	15.6	
II	11.2	11.1	10.2	5.1	16.4	24.3	8.8	9.9	23.3	23.6	6.8*	15.7	13.6	6.0	6.6	29.8	10.0	30.1	11.7	21.1	
NORM	13.5	11.9	.	12.9	12.6	11.3	11.8	11.3	11.7	12.7	11.3	11.3	12.2	12.0	11.2	12.8	12.0	13.0	11.3	12.1	
III	26.5	35.2	32.1	28.1	27.6	29.2	42.7	48.5	27.4	23.6	29.4	39.3	25.7	43.0	41.2	39.7	39.0	34.3	19.8	32.1	
NORM	13.8	14.3	.	14.8	14.1	13.5	14.1	12.9	13.4	12.6	13.5	14.6	14.9	13.9	13.9	14.2	15.6	14.2	14.9	14.9	
MND	55.1	55.5	53.9	45.2	56.2	68.9	63.5	70.9	61.8	60.9	50.6	64.9	53.9	61.2	62.4	82.2	64.5	79.3	43.9	66.2	
NORM	43.1	42.0	.	44.6	45.0	39.2	40.8	39.8	39.8	40.6	40.4	40.1	42.7	42.6	41.1	42.5	40.7	45.4	41.2	42.5	
DISTRICT 3										DISTRICT 4											
NR	159	160	161	162	163	164	172	323	337	217	221	222	223	224	226	227	228	230	233	234	
DAG	NIEUW BUIJNEN	VEEN HUI ZEN	EELDE	NIE KERK	RODEN	ZEE RIJP	NIEUW OLDA	LAAG HA LEN	SCHOON LOO	HEILOO	ENK HUI ZEN	HOORN	SCHIEL LING WOUDE	EDAM	WIJK A/ZEE	ANNA PAU LOWNA	SCHA GEN	ZAAN DIJK	ZAAN DAM H'BRG	BER GEN	
1	.	.	0.3	0.1	0.3	1.1	1.1	.	.	0.2	0.3	.	0.1	0.1	.	.	0.4	.	.	0.1	
2	0.1	.	.	0.1	
3	
4	.	.	.	0.3	1.3	.	1.3	0.6	0.6	.	
5	.	1.0	0.4	.	
6	
7	2.0	2.6	3.0	3.2	3.2	3.5	2.8	2.4	2.4	1.8	4.1	1.5	1.9	2.7	1.3	1.0	1.2	.	1.8	1.8	
8	.	0.2	0.1	0.2	0.4	0.2	0.4	.	.	0.4	0.5	.	.	.	0.7	
9	2.7	2.0	1.8	2.2	1.9	1.9	2.0	2.9	3.6	8.3	5.1	7.8	5.9	6.0	5.4	8.5	7.6	.	5.1	6.1	
10	8.1	7.0	8.0	5.7	7.2	4.3	7.8	9.6	9.6	10.5	11.6	12.6	14.2	11.9	9.3	9.1	7.3	13.1	11.4	11.4	
11	6.6	2.0	4.3	0.5	1.1	2.5	7.0	4.8	6.8	.	.	.	0.8	0.2	
12	0.9	0.3	.	0.1	0.1	.	.	0.1	3.7	.	0.1	1.6	8.6	0.9	
13	1.0*	0.3	0.2	2.1	1.1	0.9	2.5	0.6	1.3	.	1.1	0.4	0.1	1.1	.	0.1	
14	0.3	0.7	2.2	0.4	0.2	.	1.1	1.4	3.0	.	2.5	.	0.8	2.2	
15	.	0.1	.	.	0.2	.	.	0.1	.	.	.	0.1	0.4	0.4	
16	0.1	.	.	.	0.1	.	0.1	.	.	.	0.2	0.2	.	0.2	.	
17	0.3	
18	1.2	0.7	0.7	1.5	0.7	0.6	0.5	1.0	1.3	3.0	1.3	1.8	2.5	1.5	3.5	3.1	1.5	1.9	4.5		
19	2.9	1.2	4.1	0.9	1.7	0.8	0.5	1.9	5.2	2.2	6.3	2.7	2.2	2.2	3.0	2.6	2.1	1.5	2.9	2.9	
20	.	1.3	0.2	.	0.6	.	.	2.1	0.1	0.9	1.1	0.5	.	0.3	0.3	0.8	0.3	1.1	1.1	0.8	
21	1.5	2.1	1.9	0.2	3.4	0.2	1.0	6.6	5.0	1.2	6.0	3.8	4.1	8.5	0.2	2.8	0.8	.	8.7	4.8	
22	2.4	2.0	3.9	1.7	2.0	6.3	6.0	2.1	2.0	4.8	1.1	2.5	0.6	0.5	2.5	3.7	3.2	.	1.4	3.2	
23	3.2	3.7	3.0	1.2	5.7	18.8	3.0	9.8	2.0	7.7	2.1	9.8	10.6	1.7	6.4	1.5	2.7	.	2.1	3.3	
24	1.6	3.6	5.2	12.8	5.3	7.2	1.9	1.6	1.9	2.8	5.3	4.2	1.5	2.2	2.3	1.7	1.5	.	1.1	3.9	
25	2.1	1.4	0.7	3.2	0.7	6.3	7.4	7.6	2.2	3.0	0.2	1.4	12.5	2.5	.	12.9	2.9	.	6.2	4.5	
26	.	0.9	0.7	1.2	0.8	0.6	1.4	0.4	0.4	1.2	0.5	1.2	2.7	1.7	0.9	1.1	0.3	.	2.1	1.4	
27	4.1	0.9	1.7	0.1	1.3	0.9	3.2	8.4	13.0	0.5	1.5	.	2.0	2.1	2.4	.	
28	6.1	7.4	7.2	11.4	7.0	6.0	5.1	5.2	7.5	13.5	8.7	10.0	11.1	11.0	15.2	9.3	11.7	.	13.7	17.5	
29	.	0.4	0.4	2.0	0.6	1.2	.	0.3	0.2	1.5	0.6	0.3	0.6	1.5	4.3	4.0	6.5	.	1.1	5.0	
30	0.3	.	.	0.1	.	0.3	1.3	0.3	.	0.2	0.3	
I	12.8	12.8	13.2	11.5	12.6	10.9	13.7	14.9	15.9	21.2	22.6	22.3	23.4	21.3	16.4	19.1	16.5	.	21.0	20.1	
NORM	15.3	17.9	15.8	16.3	17.8	15.4	.	.	18.1	13.9	14.4	12.9	17.3	15.4	13.1	13.4	13.4	14.4	16.3	13.7	
II	12.9*	6.6	11.7	5.4	5.7	5.0	11.6	12.0	21.4	6.2	12.4	7.1	15.5	9.1	6.8	6.8	4.1	.	4.7	8.2	
NORM	12.0	12.9	12.8	13.3	13.6	12.8	.	.	12.2	15.9	13.6	13.4	17.3	16.4	15.2	15.1	14.9	15.5	16.4	15.0	
III	21.0	22.4	24.7	33.8	26.8	47.5	29.0	42.0	34.2	36.5	26.0	33.2	45.8	31.7	32.1	38.3	29.9	.	39.0	43.9	
NORM	14.4	15.1	14.2	14.3	15.7	14.6	.	.	15.1	12.6	13.6	12.6	13.7	12.3	12.4	11.4	11.9	12.8	13		

APRIL 2012

NEERSLAG 8-8 UUR (MM)

DISTRICT 4													DISTRICT 5								
NR	235	236	238	239	240	242	249	251	252	255	257	263	256	317	344	348	352	356	359	364	
DAG	CAS TRICUM	MEDEM BLIK	DE HAUKES	DEN OEVER	KREI LER OORD	PURMER END	HOOG KARS PEL	WEST BEEM STER	KOL HORN	OB DAM	HOOG WOUDE	ASSEN DELFT	MARK EN	MARK NESSE	TOLLE BEEK	EMMEL OORD	NA GELE	KUINRE	LEMMER BUMA	DRON TEN	
1	0.1	0.5	.	.	0.1	.	.	.	0.2	0.1	0.3	.	.	.	0.4	0.1	0.4	.	.	.	0.4
2	0.1
3
4	.	0.4	.	0.3	.	0.5	0.1	1.6	0.6	0.2	0.2	.	.	0.3	0.2	0.7
5	0.1	.	.	0.1	0.1	.	.	0.4	0.7	0.2	.	.
6
7	2.2	1.9	1.6	1.2	2.0	2.5	2.0	2.8	1.6	2.6	1.0	2.1	1.1	2.5	2.3	2.3	2.0	3.4	4.0	2.8	
8	0.5	0.1	.	0.1	0.3	0.1	.	.	0.1	.	0.1	.	0.2	0.1	.	.
9	6.3	6.4	7.3	5.3	7.2	7.5	7.0	7.2	8.0	6.5	6.9	6.2	5.4	2.5	4.1	3.9	4.8	6.2	4.6	2.1	5.4
10	10.0	12.0	7.4	8.2	11.3	12.5	11.5	10.2	8.8	12.1	11.9	12.4	9.4	7.5	3.8	5.5	7.0	7.8	7.2	5.4	5.4
11	1.4	2.3	0.8	1.7	1.7	1.5	.	3.1	3.1
12	0.3	4.5	0.1	0.2	1.0	.	1.3	0.1	2.6	2.6
13	.	5.8	0.9	1.3	0.2	1.3	0.2	.	.
14	4.6	.	.	.	0.8	.	0.2	0.5	0.5
15	.	0.5	0.1	0.6	.	0.3	0.1	.	0.9	0.9	0.9	0.2	4.3	0.3	0.3
16	0.1	0.3	.	0.4	0.1	0.3	.	0.2	.	.	0.1
17	0.5	.	0.1	0.2	0.1	.	.	0.1	.	.
18	3.0	1.8	3.6	2.4	2.9	1.8	1.8	1.9	1.8	1.9	2.0	3.3	2.2	1.3	0.9	1.3	0.8	1.5	1.4	1.9	1.9
19	1.8	2.0	2.0	2.6	2.3	2.7	2.9	2.5	2.6	2.5	3.9	2.5*	2.9	6.8	6.2	4.8	5.3	4.8	6.7	5.5	5.5
20	0.3	.	0.4	.	.	0.4	0.5	0.5	0.4	0.5	0.8	0.3	0.2	0.1	.	0.2	0.2	0.4	.	0.3	0.3
21	1.4	5.0	2.6	2.5	5.3	5.4	5.9	5.5	2.1	2.4	3.5	5.0*	4.2	3.1	1.8	2.2	3.1	4.8	2.7	4.8	4.8
22	6.0	1.2	2.5	2.7	0.4	1.9	2.0	1.7	1.9	2.0	1.8	2.9	0.4	5.0	3.5	3.6	2.8	3.9	5.1	10.6	10.6
23	5.6	4.6	2.0	1.9	3.4	1.4	5.0	15.5	2.5	6.2	5.0	10.2	6.7	3.7	3.7	8.8	7.1	3.9	3.2	16.0	16.0
24	2.0	3.0	1.2	1.8	2.2	2.7	8.3	1.6	1.0	4.9	1.5	2.2	2.6	1.7	0.9	1.2	1.5	3.5	6.1	1.7	1.7
25	0.5	4.8	5.3	5.4	5.2	0.3	1.0	10.6	7.5	0.4	3.0	0.5	0.2	1.6	1.3	0.7	2.0	4.3	0.9	0.3	0.3
26	1.6	1.0	0.9	0.5	0.4	2.4	1.0	1.4	0.8	0.6	1.0	1.6	1.0	0.4	0.5	0.3	0.3	0.2	0.4	0.2	0.2
27	2.3	2.4	0.8	.	0.2	0.3	1.3	1.2	4.8	1.3	2.3	4.1	1.5	0.3	3.3	3.3
28	15.5	12.6	9.3	10.9	9.7	14.1	11.6	11.9	11.2	12.6	11.5	13.2	10.2	6.5	9.0	7.6	6.0	8.5	8.6	8.9	8.9
29	3.0	1.6	7.4	5.1	2.0	1.2	3.7	1.9	4.0	3.7	2.2	2.0	0.2	0.4	0.2	0.2	0.2	0.2	1.9	0.2	0.2
30	0.4	.	.	1.1	0.3	0.2	0.3
I	19.2	21.2	16.3	15.1	20.6	23.0	20.7	20.2	18.7	21.6	20.2	20.7	17.5	13.3	10.8	12.1	14.7	18.6	16.3	11.4	11.4
NORM	13.4	14.9	13.9	12.8	13.7	14.9	14.1	13.3	13.7	15.1		14.4	13.4		13.9	15.8	15.2	16.2	15.0	15.9	15.9
II	5.7	10.1	6.2	5.6	5.2	5.5	11.1	6.6	5.8	6.3	8.4	7.2*	15.9	11.9	8.2	9.1	8.0	9.5	8.5	14.2	14.2
NORM	16.0	13.3	14.0	13.2	12.7	16.9	13.6	15.4	14.4	16.6		16.5	15.3		12.4	14.2	13.8	13.7	14.1	15.6	15.6
III	36.0	33.8	31.2	31.9	28.6	31.9	40.9	50.9	31.0	33.3	30.0	39.2*	26.7	27.2	22.2	26.9	27.1	30.8	29.2	46.0	46.0
NORM	12.7	12.9	11.3	10.2	10.9	12.9	12.7	13.3	11.2	12.1		13.1	13.1		13.4	13.2	15.3	15.6	13.2	14.9	14.9
MND	60.9	65.1	53.7	52.6	54.4	60.4	72.7	77.7	55.5	61.2	58.6	67.1	60.1	52.4	41.2	48.1	49.8	58.9	54.0	71.6	71.6
NORM	42.1	41.1	39.2	36.2	37.3	44.7	40.4	42.0	39.4	43.9		43.9	41.8		39.7	43.2	44.3	45.5	42.3	46.4	46.4
DISTRICT 5							DISTRICT 6														
NR	365	366	369	371	372	516	298	327	330	331	332	333	335	339	340	341	342	343	345	349	
DAG	SWIF TER BANT	BID DING HUIZEN	LELY STAD	ZEE WOLDE	ZEE WOLDE SW	HARDER WIJK	STEEN WIJKS MOER	DWIN GE LOO	ZWOLLE	DENE KAMP	HOOG VEEN	EMMEN	IJSSEL MUIDEN	RHEE ZER VEEN	HEINO	ZWEE LOO	VILS TEREN	SCHOO NEBEEK	VROOMS HOOP	KLA ZIENA VEEN	
1	0.2	0.1	0.2	0.2
2
3
4	0.8	1.7	2.2	0.4	1.7	0.8	.	.	0.4	.	.	.	0.9	0.1	1.2	.	.	.	0.3	.	
5	4.7	.	.	0.5	0.1	.	.
6
7	1.5	4.3	4.2	1.6	2.3	5.6	1.8	2.1	1.9	0.6	1.7	2.1	2.3	1.9	1.8	2.2	3.0	1.3	2.1	2.4	
8	.	0.1	.	0.2	0.4	0.1	0.4	0.1	.	0.2	0.1	0.1	.
9	7.2	3.8	4.0	4.0	2.3	2.1	4.8	3.6	3.5	4.2	4.6	4.8	6.0	4.3	3.2	3.5	4.4	4.5	4.4	3.9	
10	7.3	7.5	5.8	8.4	7.0	5.1	10.5	9.0	6.0	7.2	10.3	10.2	7.2	12.6	8.2	10.1	11.9	9.2	9.5	7.8	
11	0.9	0.9	0.7	0.3	1.4	1.1	7.4	4.2	2.9	10.5	5.0	8.2	1.8	7.6	5.9	9.3	6.2	7.8	8.7	9.4	
12	.	0.4	.	0.4	0.2	0.9	1.5	0.1	1.0	0.4	1.6	1.5	.	2.1	0.6	2.0	1.9	1.4	3.8	3.3	
13	0.4	0.8	8.8	2.0	3.7	0.6	.	0.2	1.6	1.6	2.4	1.1	0.1	0.1	
14	.	0.7	1.0	0.4	0.8	2.3	1.7	3.5	0.1	0.5	7.4	0.7	1.1	0.3	0.2	2.8	0.1	2.7	.	0.9	
15	4.2	.	.	.	0.1	0.5	.	.
16	.	1.0	0.8	.	0.9	3.0	0.1
17	0.9	.	.	0.5	.	.	0.9
18	0.8	1.5	1.3	2.1	1.5	0.5	1.5	1.0	0.4	.	1.0	1.1	0.9	1.2	0.8	1.3	0.7	0.8	0.4	0.4	
19	4.5	5.7	5.6	3.9	3.4	4.7	1.9	2.0	4.4	1.7	2.9	1.4	3.4	2.2	4.6	2.5	4.2	1.0	2.3	2.5	
20	.	0.2	.	0.1	0.1	.	0.2	0.5	.	1.9	0.1	0.2	.	.	1.4	1.4
21	2.1	2.4	1.7	3.5	4.5	3.4	1.4	9.1	7.0	2.9	6.9	3.1	5.4	1.9	3.4	7.8	4.6	1.5	1.6	1.2	
22	1.7	5.0	4.2	1.7	2.7	8.4	1.9	4.9	1.0	1.4	0.8	4.9	8.9	2.0	0.1	1.1	0.6	1.5	1.2	0.5	
23	10.1	8.1	5.7	7.1	4.4	5.4	5.9	5.5	4.5	.	4.4	5.3	14.1	6.8	3.8	6.7	5.9	5.5	2.2	7.3	
24	1.5	0.8	1.2	5.1	3.4	0.8	1.3	2.0	1.5	0.6	5.3	1.4	1.7	2.1	2.1	1.6	1.7	1.4	1.9	1.1	
25	8.8	7.1	0.2	0.3	1.9	1.6	2.7	3.6	1.8	2.4	6.4	3.1	2.6	2.9	7.4	2.0	5.0	2.3	4.9	2.7	
26	0.2	0.5	0.7	0.8	1.0	1.2	1.8	0.4	0.8	1.0	0.6	0.3	0.3	0.7	0.8	0.3	0.9	0.4	0.6	0.2	
27	4.7	5.8	4.1	7.2	3.9	8.6	3.2	9.1	6.3	.	4.4	5.6	4.7	2.7	3.0	5.1	2.5*	3.9	3.7	2.8	
28	6.8	6.3	4.8	7.4	4.8	5.1	6.2	6.2	4.5	3.0	5.2	5.5	8.6	6.6	5.3	5.8	5.7	6.1	4.8	6.9	
29	0.3	0.1	0.2	.	.	0.1	0.2	0.3	.	.	0.2	0.2	0.1	0.2	.	0.1	.	0.1	.	0.1	0.1
30	0.1
I	17.0	17.5	16.2	14.6	13.7	13.7	17.5	19.5	11.8	12.2	17.2	17.3	16.4	18.9	14.4	15.8	19.3	15.0	16.4	14.4	
NORM	14.4	14.1	15.6	16.9	17.3	14.8		19.6	15.3	14.9	16.9	15.5	16.0	14.7	13.7	16.5	14.7	14.6	15.3	14.5	14.5
II	6.2	10.4	9.4	7.2	9.2	12.5	14.6	12.6	17.6	21.2	22.6	13.5	7.3	13.4	12.3	19.5	15.0	16.3	16.8	18.0	
NORM	14.8	15.3	16.3	15.5	15.5	16.0		14.6	14.2	13.8	14.2	13.1	14.5	13.6	13.9	12.6	14.6	11.5	14.4	11.4	11.4
III	36.2	36.1	22.8	33.1	26.6	34.6	24.6	41.1	27.4	11.3	34.3	29.4	46.4	25.9	25.9	30.5	26.9*	22.7	20.9	22.8	
N																					

DISTRICT 6														DISTRICT 7							
NR	354	358	361	362	664	665	668	670	672	675	681	687	225	229	426	435	437	438	439	442	
DAG	DE DEMS VAART	ROU VEEN	TUB BERGEN	RUINER WOLD	AL MELO	EN SCHEDE	HENGE LO (OV)	TWEN THE	HELLEN DOORN	WEER SELO	LET TELE	HOL TEN	OVER VEEN	ZAND VOORT	ZOE TER MEER	HEEM STEDE	LIJN DEN	HOOFD DORP	ROELOF ARENDS VEEN	BOS KOOP	
1													0.1	0.2	.	.	.	0.1	.	.	
2	0.3	0.2	
3	0.1	
4	0.4	0.6	0.6	0.4	0.9	.	3.6	2.4	1.0	0.1	.	1.9	
5	.	.	.	3.1	.	0.7	.	0.4	0.1	1.6	.	0.2	.	.	0.7	
6	0.1	
7	2.4	2.7	0.9	1.7	0.8	0.3	0.8	0.7	1.8	0.8	1.9	1.5	2.0	1.2	1.5	2.3	2.3	2.9	2.1	1.7	
8	0.2	0.2	.	.	0.2	.	.	.	0.1	0.2	0.4	0.2	0.3	0.2	0.2	
9	6.1	7.0	3.7	3.0	3.5	2.3	3.9	3.4	3.6	3.5	4.2	4.4	5.9	5.4	5.4	4.9	4.5	5.3	4.0	6.1	
10	10.9	8.5	8.3	8.4	9.4	9.8	10.0	9.2	9.1	8.5	7.1	10.5	9.1	7.0	10.0	9.2	12.9	12.6	11.2	7.8	
11	7.5	2.6	11.5	2.5	11.5	9.4	10.7	12.2	10.6	9.8	9.2	12.0	0.1	.	0.2	
12	1.6	.	1.2	.	1.6	0.2	2.8	0.6	1.7	2.3	0.9	3.0	1.4	
13	7.8	2.1	.	3.5	.	.	0.8	.	1.2	0.7	0.5	1.3	0.9	.	.	0.1	
14	0.3	1.4	.	5.0	0.9	.	.	0.1	0.7	.	.	0.3	
15	.	.	1.0	.	0.5	7.2	1.1	13.4	0.3	4.5	.	1.4	
16	0.1	0.4	.	.	.	0.3	0.3	0.3	
17	0.2	
18	0.6	0.7	0.5	0.7	1.2	0.1	0.5	0.4	0.9	0.3	0.8	0.7	3.6	2.5	3.6	2.3	2.1	2.8	2.8	3.5	
19	3.9	4.3	2.3	3.1	2.4	0.6	2.1	1.0	4.5	1.0	7.3	3.5	4.5	3.1	1.6	5.2	1.8	5.4	4.7	4.4	
20	.	0.2	.	.	0.3	1.2	.	1.6	0.4	0.3	.	.	1.0	2.8	1.6	1.0	1.0	1.0	1.2	2.2	
21	3.5	4.3	1.5	5.5	1.4	0.4	3.0	0.8	3.3	1.5	2.8	2.9	0.4	0.4	2.0	3.2	4.5	2.0	0.7	6.1	
22	1.2	3.1	4.1	7.0	3.3	2.8	2.7	2.4	1.4	2.6	1.4	2.3	1.8	1.4	1.0	2.0	1.2	0.5	0.8	1.0	
23	5.3	3.7	0.7	17.6	0.8	.	0.3	1.4	3.7	1.1	1.4	1.0	3.6	3.8	3.5	3.6	6.3	5.0	4.5	3.8	
24	3.3	1.6	0.7	1.9	1.5	0.5	0.5	1.1	1.8	0.7	1.5	1.5	3.7	3.5	2.6	5.1	2.4	4.0	2.8	4.7	
25	6.5	.	3.0	4.5	4.8	4.9	2.6	4.5	1.0	4.5	2.1	1.1	.	2.0	3.2	6.9	0.5	7.3	8.3	5.5	
26	1.1	0.5	0.9	0.3	0.9	1.1	1.0	1.1	1.2	0.9	1.2	0.9	1.9	1.8	2.1	2.6	2.4	3.8	2.3	1.9	
27	3.5	4.5*	2.2	6.1	2.0	2.0	0.8	.	6.2	1.2	3.3	4.0	0.2	1.8	1.2	1.0	3.9	1.2	2.4	2.9	
28	5.7	5.2	4.0	7.6	6.5	3.2	2.8	5.2	6.0	2.9	5.4	6.8	15.0	17.9	14.3	13.4	11.7	13.2	12.5	14.8	
29	0.3	0.1	0.1	1.4	1.3	1.5	2.6	1.2	1.6	1.0	0.6	
30	0.3	0.2	0.2	0.5	0.3	0.2	0.2	0.2	
I	19.9	18.6	12.9	16.2	14.3	13.7	15.3	14.1	15.5	12.8	16.8	18.9	17.1	13.9	18.7	16.8	21.1	21.3	17.5	18.5	
NORM	16.3	16.0	16.3	16.3	16.3	16.0	16.5	16.9	15.8	15.8	16.5	.	14.0	12.6	.	14.9	15.8	16.0	15.2	15.9	
II	21.7	11.3	16.5	14.8	17.5	18.7	18.0	29.2	20.6	18.9	18.7	22.0	9.1	8.8	7.0	8.8	6.5	9.6	9.0	12.4	
NORM	13.4	14.2	14.0	14.0	15.6	16.4	16.4	16.5	15.2	15.5	15.2	.	16.4	15.0	.	15.9	15.5	16.1	15.6	16.0	
III	30.4	23.0*	17.2	50.5	21.2	14.9	13.7	16.5	24.6	15.4	19.1	20.5	28.3	34.1	31.6	40.9	34.4	38.8	35.5	41.5	
NORM	14.8	14.5	13.6	13.6	14.1	15.1	13.6	14.4	13.9	13.7	15.3	.	13.9	13.2	.	13.3	12.4	13.5	13.1	13.3	
MND	72.0	52.9	46.6	81.5	53.0	47.3	47.0	59.8	60.7	47.1	54.6	61.4	54.5	56.8	57.3	66.5	62.0	69.7	62.0	72.4	
NORM	44.6	44.7	43.9	43.9	46.0	47.4	46.5	47.8	44.9	45.0	46.9	.	44.3	40.8	.	44.1	43.6	45.5	43.9	45.3	
DISTRICT 7																					
NR	443	444	449	450	453	454	455	456	458	461	463	464	467	470	474	477	479	480	481	482	483
DAG	GOUDA	KAT WIJK	DELFT	NU MANS DORP	BERG SCHEN HOEK	LISSE	STRIJ EN	OOST VOORNE	AALS MEER	BAREN DRECHT	N.HEL VOET	BRIEL LE	POORTU GAAL	ZEG VELD	VALKEN BURG VK	H.VAN H'LAND M'PAD	MAAS LAND	HON DIJK	VOOR SELERSSCHO TEN	HENDRIK- IDO BACHT	KRIM- AMPEN AD LEK
1	.	0.1	.	.	.	0.1	.	0.1	.	.	.	0.4	0.5	0.2	.	.	.
2
3
4	0.4	.	.	0.5	.	0.1	1.5	0.7	0.5	1.0	0.4	0.5	.	0.7	.
5	0.7	6.4	2.2	0.2	8.5	1.1	0.9	.	.	0.8	2.4	.	.	0.5	4.4	1.6	2.9
6
7	1.7	1.5	2.1	2.0	1.1	1.8	1.2	1.5	2.9	0.9	1.1	1.5	0.4	2.0	1.2	1.4	1.5	0.6	0.9	0.9	2.3
8	.	.	0.3	0.1	0.2	0.3	0.1	0.7	.
9	4.4	5.0	4.9	7.8	3.5	5.1	5.9	3.4	4.5	3.6	4.2	3.2	3.5	5.0	5.2	2.3	3.3	3.4	7.1	4.4	3.1
10	8.3	10.3	8.7	11.0	9.8	10.7	10.3	6.3	9.2	10.5	6.8	6.5	8.9	8.4	10.9	6.8	5.1	6.7	10.5	11.7	11.4
11	1.0	.	.	7.5	0.5	.	1.4	0.1	0.3	0.7	.	.	0.1	1.0	.	.	0.2	.	.	1.0	1.8
12	1.5	0.1	.	0.3	1.5	0.1	2.1	0.4	1.0	4.7	0.2	0.4	2.4	2.4	0.3	.	.	.	0.7	2.3	7.5
13	.	.	.	0.3	0.4	.	13.1	.	.	11.7	.	.	4.2	0.3	3.4	.
14	0.4	.	.	0.2	.	.	3.6	.	0.7	0.7	.	.	0.1	4.8	6.3	0.6	.
15	.	.	0.1	0.6	.	.	0.7	1.0	1.4	1.5	.	0.1	.
16	.	1.0	0.2	.	0.4	0.3	0.2	0.2	.	0.5	.	0.7	.	.	0.3	0.5	0.1	.	0.5	0.2	.
17	0.4	.	.	0.7
18	3.0	3.5	4.4	4.0	4.0	3.2	1.6	3.6	2.3	3.9	7.3	3.7	3.2	2.5	4.2	5.5	4.2	5.4	4.3	3.2	4.0
19	3.5	1.7	1.2	1.9	2.7	3.9	2.6	2.4	2.0	2.1	3.2	2.7	1.3	4.8	1.7	2.0	0.8	1.0	1.8	7.1	4.9
20	1.8	2.5	2.8	1.3	2.7	1.9	2.7	1.1	1.9	1.5	1.9	2.1	2.6	1.2	2.7	1.0	2.5	2.8	2.4	1.6	2.3
21	3.0	1.5	1.5	6.8	1.4	3.2	5.4	3.2	7.4	4.1	3.9	4.1	4.8	9.6	4.0*	2.1	2.7	4.8	3.7	6.1	5.7
22	1.8	1.0	1.4	4.0	1.8	0.8	5.6	2.3	1.3	1.0	0.2	2.1	5.9	0.5	1.2	1.0	2.2	0.6	1.5	1.2	0.9
23	4.4	5.0	3.3	4.5	3.2	5.1	2.0	2.3	4.6	2.3	1.7	2.6	2.4	3.0	5.0	2.0	2.8	2.0	4.0	2.3	2.3
24	5.1	2.4	4.6	2.5	2.7	4.3	2.1	2.6	2.4	4.0	2.2	1.3	4.6	4.0*	2.4	2.1	2.6	3.0	2.9	2.6	2.6
25	0.4	0.6	0.2	2.2	2.1	0.6	0.9	.	3.7	5.1	.	13.7	1.0*	0.3	0.2	3.8	4.0
26	1.2	2.6	3.0	1.3	3.6	1.8	1.4	2.1	2.2	1.5	2.2	1.4	2.0	2.0*	2.3	1.7	2.0	2.6	2.5	1.2	1.6
27	4.8	2.4	4.3	10.0	5.2	1.5	9.4	0.4	2.3	7.3	4.6	1.4	1.4	3.0*	3.9	1.1	2.3	0.8	3.1	9.1	12.4
28	9.0	13.9	11.3	9.2	10.4	12.3	5.7	12.5	11.9	8.9	12.4	12.9	13.2	10.1	13.6	18.8	12.3	12.1	12.3	3.9	7.5
29	0.3	3.5	2.0	2.0	1.2	1.8	0.2	5.4	0.5	0.4	2.8	4.1	1.0	0.5*	4.2	3.8	3.4	5.0	4.1	1.2	.
30	.	0.2	0.3	0.5	.	0.3	0.1	0.4	.	.	0.3	0.5	0.3	.	* 0.2	0.5	0.4	.	0.2	.	.
I	15.5	23.3	18.2	21.6	23.1	19.2	19.8	12.0	17.1	16.8	12.1	11.6	12.9	15.4	19.7	10.5	10.8	11.9	22.9	20.0	19.7
NORM	14.5	15.3	15.7	14.1	15.8	14.7	14.7	12.9	15.2	16.6	13.3	13.9	14.2	14.1	15.4	14.1	.	16.2	15.9	16.3	.
II	11.2	8.8	8.7	15.5	12.2	9.4	27.3	8.8	8.2	25.8	14.0	10.6	13.9	17.0	9.2	9.7	9.2	10.7	9.7	25.2	21.1
NORM	15.3	17.0	16.0	14.9	15.8	15.2	15.0	14.1	15.7	17.3	13.9	14.3	15.6	15.2	16.5	14.4	.	17.8	15.8	17.4	.
III	30.0	33.1	31.9	43.0	31.6	31.7	32.8	31.2	36.												

APRIL 2012

NEERSLAG 8-8 UUR (MM)

NR	DISTRICT 7					DISTRICT 8																		
	548	559	561	563	572	328	329	336	350	509	510	514	523	541	542	543	546	547	557	558				
	LOENEN A/D VLEU VECHT TEN		BEN SCHOP	WEESP	AB COUDE	WAPEN HEERDE VELD		OLDE BROEK	ELBURG	DOORN	VAAS SEN	WIJK B/DOUR EPE STEDE ARNHEM			PUT TEN	APEL DOORN	WOUDE BERG	NIJ KERK	EER BEEK	LUN TEREN				
1	0.1	0.1	0.2	.	.	.	0.2
2	0.3	0.2	0.3
3
4	0.5	.	0.4	1.3	1.0	.	0.2	0.3	1.9	0.9	2.6	1.1	0.7	1.9	0.7	1.1	0.3	0.6	2.8	1.5	.	.	.	
5	.	0.1	.	0.2	0.2	0.5	.	.	0.1	
6
7	0.7	1.5	1.1	1.3	1.2	4.9	2.4	1.9	2.3	1.6	3.5	2.8	1.7	2.4	4.2	3.2	2.2	2.7	1.9	4.7	.	.	.	
8	.	.	.	0.1	0.2	0.1	0.5	0.7	0.1	0.2	.	.	
9	4.1	4.5	4.2	3.4	3.9	2.1	3.0	3.1	3.6	4.1	2.4	2.0	7.4	7.0	3.1	5.1	3.8	2.5	4.2	3.2	.	.	.	
10	7.8	7.8	7.7	11.6	8.1	9.1	6.7	7.3	7.9	11.5	10.9	12.0	8.7	10.4	9.6	11.2	13.8	7.0	9.9	11.0	.	.	.	
11	1.0	1.0	1.1	0.2	0.9	4.7	5.0	2.6	2.5	4.4	6.2	5.2	5.0	17.0	3.1	6.9	5.7	1.1	8.2	5.0	.	.	.	
12	0.4	1.9	1.0	0.2	0.6	2.6	4.1	0.6	4.5	3.7	3.5	7.0	5.4	6.4	1.1	6.8	5.3	0.3	3.7	1.1	.	.	.	
13	3.0	0.2	0.4	2.5	0.2	4.4	0.9	0.2	1.2	0.5	4.8	3.0	0.7	.	0.1	1.6	1.2	.	3.0	1.1	.	.	.	
14	2.0	1.0	0.8	10.1	0.6	2.5	0.3	0.4	6.2	3.8	0.1	4.9	0.6	0.1	0.1	.	2.9	0.5	0.3	0.6	.	.	.	
15	1.5	0.6	0.9	3.5	1.3	.	0.1	0.1	.	.	.	0.1	.	0.4	.	0.1	
16	.	.	0.2	0.3	
17	0.3	
18	3.3	3.0	3.9	2.0	2.9	0.8	1.0	1.0	0.9	1.7	1.3	1.0	2.6	1.2	1.7	1.2	2.1	1.8	1.8	2.3	.	.	.	
19	2.6	2.5	4.8	2.2	3.4	7.1	5.9	5.8	6.8	3.6	5.7	6.6	2.8	7.8	3.8	6.2	4.4	5.5	12.7	4.3	.	.	.	
20	0.3	0.5	0.9	0.5	0.6	.	.	0.1	.	.	0.6	0.6	.	0.4	0.1	.	0.4	0.1	0.1	0.3	.	.	.	
21	2.3	5.5	3.7	2.5	3.3	5.1	6.3	11.1	4.0	3.4	3.2	4.2	2.2	2.9	6.1	2.6	1.4	1.9	2.0	6.5	.	.	.	
22	2.4	1.0	0.4	0.7	1.7	.	0.2	2.1	4.5	2.0	.	.	4.6	6.4	0.4	0.7	1.8	1.1	3.2	1.0	.	.	.	
23	4.7	3.6	1.7	5.5	5.5	3.1	4.5	6.9	8.4	2.7	3.2	3.1	1.4	1.4	4.6	0.5	2.5	4.6	0.5	0.7	.	.	.	
24	1.0	2.0	3.6	1.0	2.1	1.6	2.0	1.2	1.4	1.7	1.4	2.3	1.6	0.7	0.9	3.2	1.9	2.2	1.9	1.1	.	.	.	
25	.	.	1.2	.	.	2.9	6.8	2.2	5.5	0.5	17.6	0.5	0.2	0.2	0.2	4.4	0.1	0.4	0.2	1.2	.	.	.	
26	1.5	1.5	1.2	1.7	2.1	1.1	1.0	1.2	1.4	1.5	1.2	1.2	2.2	2.2	2.2	1.6	2.2	1.2	2.0	2.7	.	.	.	
27	7.0	5.0	9.3	2.2	2.5	4.1	4.4	3.3	7.3	4.9	4.0	3.7	4.5	3.9	7.8	4.6	6.0	7.2	3.4	5.3	.	.	.	
28	8.0	6.5	6.8	7.5	9.7	4.2	4.3	6.2	8.0	6.6	4.4	4.3	8.8	6.0	7.4	4.2	7.9	5.6	5.6	5.4	.	.	.	
29	0.2	0.2	0.2	0.5	0.3	0.4	0.3	0.1	0.2	0.1	.	.	.	0.2	0.3	0.1	0.2	0.3	0.1	0.3	.	.	.	
30	.	0.1	.	.	0.1
I	13.1	13.9	13.4	17.9	14.4	16.1	12.6	12.8	16.5	18.2	19.4	17.9	18.5	22.3	17.7	20.6	20.9	13.5	18.9	20.8	.	.	.	
NORM	14.8	14.2	15.1	14.7	15.2	14.5	15.3	16.1	13.8	18.6	16.0	15.0	15.2	17.3	17.4	16.9	17.1	16.2	17.1	17.0	.	.	.	
II	14.1	10.7	14.0	21.2	10.5	22.1	17.3	10.8	17.9	18.0	22.2	28.4	17.1	33.3	10.8	22.8	23.3	10.7	29.8	14.8	.	.	.	
NORM	16.7	15.2	16.1	16.7	17.8	14.7	15.8	16.3	14.5	19.2	16.5	16.1	14.9	17.1	17.2	17.1	16.3	15.7	15.3	16.5	.	.	.	
III	27.1	25.4	28.1	21.6	27.3	22.5	29.8	34.3	40.7	23.4	35.0	19.3	25.5	23.9	29.9	21.9	24.0	24.5	18.9	24.2	.	.	.	
NORM	13.4	12.7	12.6	12.6	13.9	13.5	14.9	14.9	15.0	13.2	14.8	14.6	11.5	16.0	14.4	15.2	12.4	11.2	15.2	12.8	.	.	.	
MND	54.3	50.0	55.5	60.7	52.2	60.7	59.7	57.9	75.1	59.6	76.6	65.6	61.1	79.5	58.4	65.3	68.2	48.7	67.6	59.8	.	.	.	
NORM	44.9	42.1	43.8	43.9	46.9	42.6	46.0	47.3	43.2	51.0	47.3	45.7	41.6	50.5	49.0	49.2	45.9	43.0	47.6	46.4	.	.	.	
DISTRICT 8																				DISTRICT 9				
NR	560	564	565	567	570	571	573	576	578	579	580	582	583	591	593	595	596	588	645	663				
DAG	AME RONGEN	HULS HORST	VOORT HUI ZEN		KOOT WIJK	ELS PEET	HARS KAMP	SPA KEN BURG	OOSTER BEEK	VEE NEN DAAL	BARNE VELD	HA MERS VELD	WAGE NINGEN PD	DEE LEN	LAREN	SOEST	EEMNES	DUI VEN	HENGE LO (GLD) LOCHEM					
1	.	0.1	.	0.2	0.2	0.2	.	.	.				
2			
3			
4	2.5	0.8	0.5	1.4	0.8	1.0	1.7	0.7	2.3	2.2	0.5	0.8	2.5	3.5	.	0.8	0.2	0.3	1.5	1.8				
5	0.7	.	.	.	0.4	0.2	0.3	.	.	0.6	.	.				
6	0.1				
7	2.0	5.1	3.4	3.8	6.0	3.1	3.8	1.8	2.4	3.6	3.8	1.5	4.0	2.7	2.7	1.1	1.8	1.2	1.0	1.5				
8	.	0.1	0.2	.	0.4	0.4	0.5	.	0.3				
9	4.5	3.0	4.4	5.9	2.6	4.4	4.8	3.5	5.1	4.9	5.9	4.2	4.5	4.8	3.7	5.3	4.8	5.4	3.8	3.1				
10	7.4	8.6	14.0	11.5	11.1	8.2	10.9	8.1	12.4	8.7	11.0	12.8	8.1	12.7	7.5	10.9	11.9	11.4	9.9	9.1				
11	6.4	2.1	4.5	7.1	1.1	6.6	8.3	1.1	9.0	6.7	5.2	2.2	6.0	8.3	1.1	1.6	1.4	11.0	9.0	10.4				
12	0.9	0.2	3.8	4.9	1.1	3.1	4.5	1.5	6.5	0.6	5.5	2.0	3.8	9.8	0.4	3.2	0.5	3.2	5.4	2.1				
13	3.2	.	4.3	1.4	.	2.2	3.4	.	.	1.1	2.0	1.9	0.5	2.1	1.1	1.9	0.3	.	.	1.6				
14	0.1	4.3	0.6	.	3.3	.	0.5	1.3	.	0.3	2.3	3.1	.	1.3	0.6	0.9	0.6	.	.	0.3				
15	0.2	.	0.3	0.7	0.8				
16	.	0.1	0.5	.	0.3	0.1				
17	0.9	0.2	.	.	.	0.4	.	0.3	.	.	.	0.9	0.1	0.7	.	.				
18	1.4	2.0	2.1	1.2	1.3	1.5	0.5	1.6	1.7	2.9	2.2	2.2	1.4	1.9	2.0	3.0	2.4	1.3	0.7	1.0				
19	3.2	9.0	4.2	7.5	11.2	8.1	7.2	3.8	8.1	5.1	4.0	3.3	4.3	9.1	2.6	4.2	3.4	9.1	3.0	3.0				
20	.	0.7	0.2	.	0.3	0.2	.	0.2	0.3	0.8	.	.	0.1	0.6	0.3	0.1	0.3	0.6	.	0.2				
21	2.9	3.4	3.4	4.5	8.7	7.0	5.0	2.5	3.2	6.6	2.3	1.5	3.5	3.0	5.9	3.3	4.9	4.6	4.0	3.5				
22	0.9	4.0	3.0	0.5	3.1	0.6	0.5	7.2	2.6	0.6	3.7	1.5	0.9	1.4	3.9	3.7	5.8	4.5	2.6	2.1				
23	1.4	4.0	2.1	1.1	2.8	1.0	0.2	4.6	.	1.8	1.8	2.0	0.7	0.2	6.0	10.9	8.8	1.4	0.7	0.3				
24	2.2	0.8	1.4	1.8	2.3	1.1	1.4	4.8	0.8	3.3	2.9	2.9	0.9	1.0	0.8	1.4	1.7	0.5	1.3	1.3				
25	0.2	0.8	0.7	3.0	1.0	0.2	0.2	0.3	.	0.3	0.4	0.6	.	2.6	0.8	0.2	0.4	.	0.2	1.7				
26	2.0	0.6	2.2	2.7	2.3	2.6	2.8	0.8	2.4	2.6	2.3	1.4	2.3	3.1	1.0	1.0	1.2	2.2	1.3	1.8				
27	5.9	7.8	7.9	3.7	8.4	3.7	6.8	6.5	4.7	5.6	6.1	5.5	4.8	5.0	4.6	10.6	6.6	1.3	0.6	1.1				
28	6.4	9.3	7.9	5.0	6.6	4.5	6.0	5.5	4.8	6.5	6.6	6.9	4.7	4.6	7.5	5.2	4.4	6.0	2.4	5.0				
29	0.2	0.2	0.3	.	0.2	0.2	.	0.3	.	0.2	0.4	0.1	.	0.2	0.3	0.1	0.2	.	.	.				
30	0.1			
I	16.4	17.7	22.3	22.8	20.5	16.7	21.2	14.3	22.9	19.9	21.6	19.8	19.5	23.9	14.5	18.3	18.9	18.9	16.2	15.5				
NORM	15.9	16.6	16.9	16.8	18.0	17.5	18.6	16.7	18.3	16.1	17.4	17.8	17.2	17.1	16.8	.	.	15.4	.	15.2				
II	16.1	18.6	20.2	22.1	18.8	22.1	24.7	9.8	25.6	17.5	21.2	15.6	16.1	33.2	8.8	14.9	9.0	25.9	18.1	19.4				
NORM	16.1	1																						

DISTRICT 9															DISTRICT 10						
NR	666	667	669	673	674	678	679	680	682	683	684	686	688	689	434	465	539	549	562	569	
DAG	WIN TERS WIJK	DOETIN CHEM	BOR CULO	GEN DRIN GEN	REKKENALMEN	HERWEN	AAL TEN	MAR KELO	LICH TEN VOORDE	LIE VELDE	WOOLD	HUP SEL	DEVEN TER	GROOT AMMERS	OU AL BLAS	NIJ MEGEN	CULEM BORG	TIEL	HEU MEN		
1	0.2	.	0.1	0.2	
2	0.1	
3	
4	4.7	1.1	4.1	.	5.5	2.1	1.1	.	1.6	1.0	2.3	6.9	6.5	3.0	0.5	1.8	0.1	1.8	2.0	1.6	
5	0.2	0.4	.	0.4	.	.	2.1	.	.	0.1	0.4	2.9	1.8	0.7	0.6	2.8	
6	
7	1.8	1.3	1.4	1.3	1.1	1.2	1.6	1.5	1.3	1.2	2.5	1.6	0.9	1.8	0.9	1.8	2.7	1.2	1.0	3.1	
8	.	.	0.2	
9	4.3	3.1	3.7	3.4	5.6	2.2	3.7	4.0	3.4	4.0	4.1	6.4	4.2	3.5	2.9	4.5	3.6	3.9	4.9	3.2	
10	8.1	6.9	8.3	7.1	7.4	6.0	7.6	7.5	7.1	8.7	8.8	12.4	8.8	7.0	10.7	12.6	7.6	8.8	9.1	8.0	
11	12.0	9.7	13.2	11.0	10.4	11.9	9.7	11.7	9.5	11.4	12.5	12.6	12.1	7.8	1.0	1.0	11.3	2.7	8.0	10.4	
12	0.3	2.0	0.8	4.4	1.7	2.1	0.2	1.4	3.8	1.0	0.6	1.4	2.6	0.9	1.4	2.5	3.4	6.7	0.2	0.9	
13	0.2	0.1	2.4	0.9	2.2	0.1	2.4	0.2	0.5	0.5	0.8	0.3	2.6	0.7	0.5	1.8	0.2	4.2	0.7	1.8	
14	.	0.2	.	0.3	.	0.2	1.7	.	0.1	.	.	.	0.1	0.1	2.5	4.3	4.5	0.2	.	1.6	
15	0.3	0.5	1.0	7.6	0.8	0.7	2.9	0.5	0.3	2.0	1.0	2.6	2.1	.	0.4	0.2	0.1	.	.	0.2	
16	0.6	0.5	.	.	0.1	.	0.2	0.2	
17	0.1	.	0.1	
18	0.8	0.7	1.4	0.6	0.5	1.4	1.3	0.9	0.9	1.0	0.9	0.6	0.4	0.5	3.0	3.7	1.6	2.4	1.5	1.7	
19	1.4	4.7	3.4	7.0	2.5	6.1	6.3	3.1	2.5	3.5	2.3	1.6	3.1	6.7	2.3	4.1	5.3	3.6	2.5	8.8	
20	0.3	0.1	0.2	0.2	.	.	0.3	1.0	0.2	0.5	0.5	2.9	0.2	.	.	0.2	
21	1.1	3.9	6.7	2.1	1.4	2.9	5.3	1.2	3.4	1.0	1.4	1.2	2.4	3.2	2.1	5.2	4.2	2.2	1.5	4.9	
22	3.5	6.1	2.9	5.1	0.6	2.9	8.6	2.8	1.8	5.0	4.2	2.1	3.6	1.2	1.3	2.6	7.4	2.4	1.0	7.1	
23	0.9	2.0	0.7	2.0	0.1	1.4	1.0	1.5	1.4	1.3	1.4	1.1	1.5	0.2	1.8	2.3	1.8	2.8	0.5	1.6	
24	0.6	0.9	1.3	0.4	1.1	1.0	0.5	0.7	0.9	1.4	0.8	0.4	1.3	1.2	2.4	5.4	0.9	1.4	0.8	0.5	
25	1.4	1.0	1.6	0.4	.	2.1	.	1.5	12.3	0.3	0.3	0.9	0.1	0.5	0.1	0.1	.	0.1	.	.	
26	1.9	2.4	1.6	2.8	2.0	1.9	3.1	2.3	1.1	2.1	2.0	2.1	1.7	1.4	1.2	1.4	2.5	1.8	2.1	2.8	
27	1.5	0.7	0.7	1.0	1.9	1.8	0.7	0.4	1.0	0.6	0.9	1.5	1.3	6.5	11.0	8.2	2.0	5.9	2.5	1.2	
28	4.0	2.8	3.2	3.8	3.8	5.9	3.3	4.0	4.5	3.4	4.4	5.8	3.0	6.2	5.5	6.1	5.4	9.3	6.8	4.6	
29	.	0.1	0.2	.	.	.	0.1	.	0.1	0.1	0.2	.	0.2	.	.	
30	0.1	.	.	0.1	.	.	
I	19.2	12.8	17.7	12.2	19.6	11.5	16.1	13.2	13.4	15.1	17.9	27.3	20.4	15.3	15.4	23.6	15.8	16.4	17.6	18.7	
NORM	16.4	16.1	16.2	13.6	15.3	14.8	15.1	16.2	15.1	16.1	16.7	17.6		15.0	14.9	14.7	14.4	15.5	16.8	15.1	
II	15.9	18.0	22.4	31.8	18.1	22.5	24.6	18.0	17.7	19.9	18.8	19.3	22.1	18.9	11.8	20.7	26.6	19.8	12.9	25.6	
NORM	15.2	14.8	14.8	13.4	15.0	13.8	15.2	14.9	15.3	14.6	15.8	16.0		14.9	15.2	15.5	15.8	14.1	15.9	15.4	
III	14.9	19.9	18.9	17.6	10.9	19.9	22.6	14.4	26.5	15.1	15.4	15.1	14.9	20.4	25.6	31.5	24.2	26.2	15.2	22.7	
NORM	14.1	14.2	14.5	12.2	14.4	14.7	13.7	14.8	14.3	14.6	15.0	15.6		13.8	13.0	14.0	14.4	12.2	13.0	15.8	
MND	50.0	50.7	59.0	61.6	48.6	53.9	63.3	45.6	57.6	50.1	52.1	61.7	57.4	54.6	52.8	75.8	66.6	62.4	45.7	67.0	
NORM	45.7	45.1	45.4	39.3	44.8	43.3	44.0	45.9	44.7	45.3	47.5	49.2		43.7	43.1	44.3	44.6	41.7	45.7	46.3	
DISTRICT 10										DISTRICT 11											
NR	584	589	830	835	836	840	910	917	446	447	462	471	705	733	735	736	737	738	740	741	
DAG	GELDER MALSEN	ZET TEN	HER WIJNEN	ANDEL	GORIN CHEM	NIEU WEN DIJK	AMMER ZODEN	ZALT BOMMEL	GOEDE REEDE	DEN BOMMEL	DIRKS LAND	OU DORP POLDER	BRES KENS	VLIS SINGEN	KAPEL LE	BROU WERS HAVEN	KERK WERVE	BIER VLIET	ST KRUIS	STAVE NISSE	
1
2
3
4	1.1	2.7	1.4	2.0	1.0	1.7	1.1	0.8
5	0.3	0.9	1.0	0.4	0.1	.	0.6	0.5	0.3	0.9
6
7	1.5	3.3	2.1	2.2	0.8	2.2	1.6	0.9	1.4	1.1	1.9	1.2	1.3	0.9	2.1	3.5	3.4	1.2	1.6	3.6	
8	0.2
9	4.8	4.3	3.0	3.3	2.8	3.8	4.2	3.5	4.1	7.8	7.4	5.3	2.6	2.7	3.8	4.3	4.6	4.1	3.9	3.4	
10	8.6	9.8	7.8	9.0	15.7	12.2	6.9	7.1	7.1	10.9	6.0	4.8	6.2	6.7	9.0	5.1	5.6	8.7	7.0	6.7	
11	4.6	7.7	4.2	3.6	1.0	2.6	5.6	6.2	.	5.1	0.4	.	0.4	0.2	1.9	.	0.1	0.7	1.5	2.2	
12	3.5	7.5	2.5	2.7	1.3	1.7	7.1	2.8	0.4	6.7	0.8	0.3	2.8	2.6	5.6	0.6	1.2	7.3	5.0	4.1	
13	1.5	0.3	1.4	4.9	6.8	8.3	0.7	1.1	6.3
14	1.3	.	0.6	0.4	0.4	.	.	1.3	.	0.5	1.4	.
15	.	.	.	0.1	0.7	0.6	0.5	1.0	1.8	1.1	0.6	0.5	0.2	.	1.6	.	.
16	0.1	.	.	.	0.1	0.4	0.3	.	.	0.2	0.2	.
17	0.2	.	0.3	0.6	0.2	.
18	2.4	1.5	2.3	2.6	2.7	2.5	2.4	2.4	3.4	3.5	3.7	2.3	3.1	2.5	3.3	3.4	3.5	4.4	3.5	3.5	
19	2.4	4.5	2.7	4.4	4.2	4.0*	2.8	3.9	4.2	1.6	2.5	3.2	7.2	7.0	5.8	3.9	3.9	4.8	8.0	3.1	
20	.	0.7	.	.	0.3	.	0.1	.	1.1	1.1	3.7	2.1	2.8	2.5	2.5	2.2	2.0	0.5	1.7	2.2	
21	1.5	3.4	2.7	3.0	2.7	4.6	2.2	1.8	2.4	6.5	4.8	2.3	9.0	9.5	9.3	4.5	7.6	6.3	9.6	8.4	
22	1.2	2.6	2.0	2.7	1.2	1.0	1.9	2.9	0.4	2.3	2.7	1.2	3.3	2.0*	6.1	0.5	3.7	4.9	4.2	5.1	
23	3.3	0.9	6.9	5.0	7.8	2.4	2.4	1.8	3.0	1.6	1.6	3.6	0.1	.	0.8	1.1	1.0	0.7	1.0	0.2	
24	1.1	1.0	1.4	1.6	2.3	2.2	0.6	0.9	1.1	1.2	1.5	1.2	2.1	1.8	1.2	0.8	1.1	2.1	4.1	0.7	
25	0.3	0.3	0.6	18.4	16.2	.	.	.	0.2	.	.
26	2.0	2.4	2.1	1.8	0.8	0.7	2.1	2.1	2.2	1.5	1.8	2.2	2.8	2.1	2.2	2.0	1.7	2.7	3.1	1.7	
27	5.1	4.0	6.1	6.5	5.3	8.5	3.9	3.5*	0.6	2.6	13.6	3.2	6.1	5.5	5.6	3.5	3.5	6.1	5.0	2.8	
28	5.9	5.0	5.9	5.9	4.7	8.7	6.7	6.3	7.7	7.7	11.5	12.1	5.2	6.2	9.8	10.0	6.1	11.2	5.7	12.4	
29	.	.	0.1	0.1	0.2	.	.	0.1	5.6	1.2	3.0	4.1	3.7	3.9	2.7	7.0	7.0	3.5	5.3	2.9	
30	.	.	0.1	.	0.1	.	.	.	0.6	.	0.8	0.7	1.0	.	0.8	0.5	0.7	.	0.6	0.4	
I	16.3	21.0	15.3	16.9	20.4	19.9	14.6	12.8	12.6	19.8	15.3	11.3	10.1	10.3	16.0	12.9	13.7	14.0	12.5	14.6	
NORM	16.5	15.5	16.0	16.7	16.2	16.8	15.7	15.6	11.9	14.1	13.5	11.3	12.4		14.7	11.5	13.0	12.9	13.1	13.9	
II	15.8	22.2	13.7	18.7	17.5	19.7*	18.7	17.7	9.1	18.7	12.0	9.5	18.7	15.9	26.2	10.6	10.9	17.7	21.5	16.7	
NORM	15.4	14.9	15.9	15.8	16.1	16.4	15.5	15.5	13.5	15.3	14.9	14.3	14.4		16.7	13.5	15.7	15.5	16.2	15.2	
III	20.4	19.6	27.9	26.6	25.1	28.1	19.8	19.4*	23.6	43.0	41.3	30.6	33.3	31.0*	54.7	29.9	32.4	37.5	38.8	34.6	
NORM	12.5	14.5	14.9	15.2	14.5	14.4	15.4	13.5	12.8	13.3	14.										

APRIL 2012

NEERSLAG 8-8 UUR (MM)

DISTRICT 11

NR	742	743	744	746	747	749	750	751	752	754	755	756	757	758	760	761	762	763	764	767	770
DAG	TER NEU ZEN	NOORD GOUWE	ANNA JACOBA POLDER	WEST KAPEL LE	KRAB BEN DIJKE	WILHELMINA DORP	RIL LAND	VROU WEN POLDER	HAAM STEDE	OVE ZANDE	KORT GENE	MIDDEL BURG	THOLEN	WOL PH'RTS DIJK	'S HEE HOEK	PHI LIP PINE	SCHOON DIJKE	CAD ZAND	KLOOS TER ZANDE	KA PELLE BRUG	WEST DORPE
1	0.2
2
3
4	0.8	.	.	.	1.1	.	1.4	.	.	0.2	.	.	0.5	1.0	0.1	.
5	1.7	1.8	.	.	4.0	.	3.9	.	.	1.5	.	.	0.6	.	3.3	0.3	.	.	1.3	4.8	3.2
6
7	1.3	4.4	0.3	0.9	2.3	2.1	3.4	1.0	1.4	1.1	2.0	1.0	3.1	1.3	1.3	1.0	1.4	1.6	1.6	1.6	0.8
8
9	3.2	5.0	5.1	2.9	1.9	3.0	1.8	3.7	4.8	1.9	2.0	3.6	3.8	3.0	4.1	4.0	3.5	3.6	3.0	3.5	2.2
10	8.0	5.0	7.5	5.8	8.9	9.0	6.1	6.0	5.3	8.0	8.4	7.4	9.5	8.5	7.9	9.7	7.0	7.2	9.2	8.3	7.2
11	2.0	.	0.5	.	2.4	1.9	6.3	.	0.1	0.6	.	.	2.0	0.1	2.1	2.7	1.2	0.4	3.7	1.5	3.0
12	15.2	1.7	2.5	1.1	11.8	4.1	9.1	1.0	0.4	5.2	2.2	2.3	6.7	2.0	1.6	7.2	2.1	1.7	14.2	3.2	6.2
13	4.5	0.1	1.9	.	2.6	0.4	4.0	.	.	0.1	0.7	.	0.1	7.5	0.4	0.7	.	.	0.8	3.2	5.2
14	.	0.2	0.3	.	0.9	0.5	.	4.7	.	7.0	.	.	0.2	0.1	.
15	.	1.5	.	.	.	0.8	.	.	.	1.0	0.3	0.2	.	0.5	0.5	0.6	1.5
16	0.1	0.2	0.3	0.1	0.2	0.3
17	.	.	.	0.2	.	.	.	0.4	.	0.2	.	0.4	.	0.4	1.1	0.6	1.6	.	.	0.1	.
18	2.3	3.3	3.7	3.4	3.2	3.9	2.6	4.5	3.5	3.2	3.0	3.0	2.6	2.9	3.2	3.6	3.5	2.9	2.9	3.2	3.2
19	5.9	4.2	2.1	8.5	2.7	5.3	2.8	5.5	3.8	6.6	8.8	6.1	1.9	4.1	4.1	4.3	8.2	7.0	3.0	3.2	6.3
20	9.6	1.3	3.9	0.8	1.6	1.4	1.3	1.3	2.6	0.6	1.2	1.8	2.2	1.5	2.1	1.2	3.9	2.0	1.5	0.6	2.0
21	9.0	7.0	9.9	4.3	9.4	13.3	7.3	7.7	5.4	7.5	8.0	10.0	12.1	8.4	17.2	10.5	8.4	8.3	8.5	16.7	20.0
22	7.0	3.5	4.4	3.1	10.3	8.1	4.6	2.3	2.6	6.8	3.4	2.0	9.1	4.5	3.2	9.1	1.0	2.7	8.8	2.8	3.0
23	1.2	1.4	0.4	1.1	0.5	.	1.8	0.9	2.6	5.3	.	0.1	0.7	0.3	.	0.2	.	0.4	0.4	1.9	1.3
24	1.8	1.3	1.4	2.7	1.5	1.3	3.9	1.9	1.6	1.5	1.9	1.9	1.4	1.8	1.6	2.2	2.5	3.7	1.5	2.2	2.3
25	8.5	0.8	.	.	0.5	6.5	0.6	2.1	0.1	.	3.7	.	.	0.6	0.9	5.2	.
26	2.1	1.6	2.1	2.4	2.0	2.0	1.4	2.2	2.4	2.2	2.0	2.1	1.6	2.3	2.1	3.3	2.9	2.9	1.2	2.0	1.5
27	15.2	6.8	1.9	.	12.0	3.2	4.3	0.1	.	5.9	14.0	5.6	14.1	7.2	5.5	7.8	9.9	4.2	9.2	10.9	3.9
28	6.9	11.6	11.4	7.5	7.8	11.8	6.8	7.4	8.5	10.8	10.5	5.8	8.3	6.9	9.7	10.0	4.8	5.9	7.7	6.7	5.4
29	3.2	3.5	2.2	6.8	2.3	2.4	1.8	5.4	5.1	3.1	3.0	5.0	3.1	4.2	3.1	3.5	5.6	4.8	2.3	2.4	2.7
30	.	0.7	0.5	0.7	0.9	0.9	0.8	0.5	0.6	0.6	.	.	.	0.7	0.6	1.1	1.1	0.8	0.6	0.8	0.9
I	15.0	16.2	12.9	9.6	18.2	14.3	16.6	10.7	11.5	12.7	12.4	12.0	17.5	12.8	16.6	15.0	11.9	12.4	16.1	18.3	13.4
NORM	12.9	11.9	13.0	11.7	14.3	14.5	13.3	12.4	11.8	13.5	13.4	11.4	14.1	12.4	12.8	12.5	12.2	12.4	14.0	16.0	13.4
II	39.6	12.5	15.2	14.1	25.2	18.3	26.1	17.4	10.4	17.5	23.2	14.0	15.8	19.2	15.1	20.9	22.0	14.0	26.1	15.1	25.9
NORM	15.9	13.0	14.8	13.9	15.1	16.5	15.6	15.4	15.2	16.2	15.5	15.7	15.3	16.4	16.4	16.3	15.5	16.4	16.8	17.0	17.3
III	54.9	38.2	34.2	28.6	47.2	49.5	33.3	28.4	28.8	43.7	43.6	32.5	52.5	36.4	43.0	51.4	36.2	33.7	40.8	47.3	46.2
NORM	14.5	13.0	13.7	13.0	15.3	14.2	15.8	14.0	13.7	13.9	13.8	13.7	15.4	14.5	14.5	13.6	14.4	14.2	15.1	15.1	14.4
MND	109.5	66.9	62.3	52.3	90.6	82.1	76.0	56.5	50.7	73.9	79.2	58.5	85.8	68.4	74.7	87.3	70.1	60.1	83.0	80.7	85.5
NORM	43.3	37.9	41.5	38.6	44.7	45.2	44.7	41.8	40.7	43.6	42.7	40.9	44.7	43.4	43.7	42.4	42.1	42.9	46.0	48.1	45.1

DISTRICT 12

NR	828	829	832	833	834	837	838	839	841	827	831	843	844	892	896	899	901	903	904	905	
DAG	OUDE BOSCH	ZUN DERT	BERGEN O/ZOOM	OOS TER HOUT	STEEN CHAAM	GINNE BERGEN	HOOGER KEN	HEIDE	KLUN DERT	TIL BURG	ES BEEK	GILZE RIJEN	CA PELLE	GIERS BER GEN	HEL MOND	GEMERT	NU LAND	MEGEN	SOME REN	ST ANTHO NIS	
1
2
3
4	1.0	0.9	0.5	1.5	1.2	1.6	1.8	0.9	1.1	1.3	0.3	1.0	0.7	4.6	.	0.2	3.0	.	.	0.2	
5	0.1	0.3	.	1.2	0.4	.	.	3.0	0.1	.	0.2	1.6	.	1.6	1.8	0.3	0.7	0.6*	2.3	11.6	
6	0.1	.	.
7	1.5	1.7	2.5	1.3	1.3	1.5	1.5	2.6	1.5	3.8	1.6	1.8	0.8	1.2	1.1	2.4	1.1	0.9	2.0	2.1	
8	0.2	.	.	0.3	1.0	.	.	0.4	
9	6.1	4.2	2.9	8.9	5.2	5.7	8.0	3.7	6.0	9.5	5.4	9.0	5.4	6.1	7.1	7.8	4.7	3.6	4.0	6.9	
10	11.0	9.6	9.0	9.6	6.3	10.0*	8.8	8.3	12.4	8.5	9.0	9.3	6.7	6.4	5.7	5.2	9.5	8.6	5.5	6.4	
11	2.0	3.1	1.1	6.3	5.9	2.0	6.5	4.2	1.9	7.4	8.8	5.1	11.4	8.1	7.7	7.4	8.6	7.4	10.0	11.2	
12	4.3	5.7	4.5	5.8	5.0	4.2	0.3	5.7	2.7	4.8	8.5	5.0	8.2	6.2	0.4	1.0	9.0	10.4	2.5	0.7	
13	.	0.1	.	.	0.2	.	.	0.3	.	.	2.1	0.1	.	0.2	3.1	1.3	0.7	6.2	5.4	4.5	
14	0.2	.	.	1.0	2.5	0.7	4.9	2.2	2.5	1.1	.	4.6	.	.	0.2	0.5	0.6	0.5	1.1	8.6	
15	.	0.3	.	0.2	0.2	0.5	.
16	.	.	0.1	.	.	0.2	0.2
17	.	.	.	0.4	.	.	0.5
18	3.2	2.1	2.4	2.8	2.5	3.0	2.5	2.7	2.9	2.2	2.6	3.0	2.4	2.2	1.6	1.5	1.9	1.2	1.3	0.9	
19	3.4	4.9	1.9	6.7	7.3	1.8	3.4	2.9	2.6	4.1	3.6	6.5	5.4	3.1	4.2	3.2	3.9	3.9	2.3	5.4	
20	1.4	0.2	2.4	.	0.3	2.0	2.0	0.8	1.5	.	.	0.1	0.1	.	.	0.1
21	5.6	7.6	7.9	5.7	3.7	6.7	2.9	6.9	4.8	2.2	1.4	3.5	2.9	2.2	8.4	3.3	3.3	3.8	6.7	5.3	
22	7.5	14.2	10.2	7.2	6.7	6.1	13.0	6.1	2.8	8.2	7.7	7.5	7.2	3.0	1.3	5.2	2.3	2.5*	2.8	2.3	
23	0.4	2.2	0.6	6.2	2.2	0.4	1.8	2.6	0.6	2.6	8.8	2.0	8.2	10.3	5.4	5.8	6.9	4.5*	1.5	3.2	
24	4.4	3.9	1.2	3.8	2.6	1.9	3.3	2.2	2.0	0.1	3.0	3.5	5.9	2.1	2.1	1.3	0.5	1.0*	2.5	0.2	
25	0.4	1.2	0.9	0.9	0.4	1.1	.	0.5	1.7	0.5	.	0.2	0.5	0.3	.	0.8	
26	0.9	1.4	1.4	3.2	1.5	1.2	0.7	1.7	0.7	2.2	3.1	1.9	2.3	2.1	4.1	3.5	2.5	3.3	3.5	3.0	
27	9.3	4.1	9.1	6.7	6.3	10.5	7.0	9.1	15.2	4.8	4.2	5.6	6.7	4.9	1.0	1.3	2.7	4.1	1.2	0.9	
28	3.2	2.8	6.0	5.4	4.5	5.4	3.4	4.3	3.7	7.2	6.5	4.5	4.8	8.1	2.3	3.4	5.1	5.1	2.6	2.1	
29	0.3	.	1.4	.	.	1.0	.	1.1	0.4	.	.	0.2	.	.	0.1
30	.	0.2	0.3	.	.	0.2	.	0.8	0.1
I	19.9	16.7	14.9	22.5	14.7	18.8*	20.1	18.5	21.1	23.1	17.5	22.7	13.6	19.9	16.1	15.9	19.0	13.7*	13.9	27.2	
NORM	15.7	15.8	13.4	16.4	14.8	14.3	16.5	15.3	14.9	15.6	15.9	16.4	16.3	.	15.7	14.9	15.9	14.8	14.6	16.2	
II	14.5	16.4	12.4	22.8	24.3	13.9	19.6	19.3	14.1	19.6	25.6	24.6	27.4	19.8	17.2	14.9	24.7	29.7	22.6	31.9	
NORM	15.3	16.9	15.2	16.0	15.1	16.4	16														

DISTRICT 13													DISTRICT 14								
NR	906	907	908	909	911	912	914	915	918	919	920	926	883	897	913	921	922	923	961	964	
DAG	OIR SCHOT	BOX TEL	DEURNE	MILL	DIN THER	LEENDE	OSS	EERSEL	MAAR HEEZE	EIND HOVEN VB	VOLKEL	WAALRE	SEVE NUM	VENLO	IJSSEL STEYN	SIEBEN GE VENRAY	WALD	ARCEN	ROER MOND	WEERT	
1
2
3
4	.	0.6	.	0.1	0.5	.	2.9	.	.	.	0.2	
5	0.2	0.6	3.6	5.9	1.7	1.3	0.6	.	1.4	0.2	2.4	2.2	4.7	0.5	5.0	9.2	13.2	6.3	2.5	1.8	
6
7	1.8	1.8	1.3	1.6	1.4	2.5	0.9	1.1	2.0	1.9	1.3	1.6	1.2	1.8	4.0	1.9	2.6	4.7	1.8	1.6	
8	0.1	0.5	1.0	1.5	.	.	.	0.2	0.3	1.1	
9	11.0	9.4	7.2	5.3	6.4	3.4	3.8	5.6	3.3	5.9	5.7	4.2	7.1	6.2	9.6	9.8	6.7	8.2	4.9	3.1	
10	7.8	8.5	4.8	8.4	9.5	5.8	8.7	9.5	7.1	6.9	8.4	7.3	4.2	6.7	5.5	5.1	7.2	4.7	3.1	4.8	
11	7.2	6.6	12.2	10.6	8.1	9.3	9.3	8.5	10.5	6.4	8.7	6.5	11.9	10.0	9.6	13.2	12.3	10.3	7.7	9.8	
12	8.0	8.4	1.9	2.8	3.4	3.8	10.8	5.6	4.3	4.6	0.9	2.8	0.7	0.7	1.0	1.7	0.8	1.1	0.5	5.2	
13	8.2	8.4	5.6	1.6	.	4.4	1.2*	5.3	7.9	6.3	8.9	2.8	.	.	8.5	3.3	3.7	7.1	0.9	2.7	
14	0.2	.	2.2	1.1	.	0.5	0.2	0.4	0.4	0.3	0.8	0.2	1.4	1.0	1.7	0.2	0.7	1.9	.	0.1	
15	.	.	.	0.9	0.5	.	.
16
17
18	2.0	1.8	1.1	2.0	1.8	1.7	1.1	2.9	1.2	2.0	1.5	2.1	0.9	0.7	1.0	0.8	1.4	0.8	0.8	1.0*	
19	3.1	2.9	2.8	4.8	4.7	3.9	3.2	3.5	3.0	3.5	3.4	4.1	4.5	3.2	4.4	4.7	8.5	3.6	1.9	1.4	
20	0.1	0.1	.	0.1	0.3	0.1	0.3	0.1	0.3	0.1	.
21	4.0	2.4	7.0	6.1	4.1	3.1	2.4	7.6	3.7	3.6	11.2	6.2	2.9	1.1	4.3	4.4	5.2	3.9	2.0	2.9	
22	5.5	7.2	2.7	6.9	8.1	4.4	2.0	3.2	4.9	7.6	11.3	3.0	3.4	6.5	2.3	4.0*	3.9	4.6	5.0	3.4	
23	12.3	4.4	1.4	16.4	7.1	1.9	4.3	1.1	1.1	3.2	10.7	2.2	0.4	5.1	0.6*	3.2	4.3	2.3	2.6	2.2	
24	1.8	2.3	1.5	0.8	0.3	2.9	0.3	3.6	3.0	2.2	0.5	1.9	2.4	3.6	0.3	1.5	0.6	1.2	2.6	3.6	
25	0.4	.	1.9	.	.	1.0	.	.	0.7	0.3	.	0.2	1.0	0.2	.	1.2	1.3	3.1	0.8	0.3	
26	4.1	3.3	3.0	2.8	4.7	3.6	2.6	5.2	4.0	4.3	3.8	3.5	3.9	4.1	3.2	3.5	3.1	3.9	3.1	4.5	
27	4.6	2.2	1.4	1.5	3.9	2.4	3.0	4.1	1.0	2.5	2.1	2.0	0.6	0.8	1.3	0.7	0.1	0.3	0.7	2.3	
28	4.3	6.0	2.6	3.7	4.6	2.0	4.7	4.5	2.8	6.5	4.7	4.4	5.2	7.5	3.8	3.7	3.3	4.6	8.1	4.9	
29	0.1	.	.	0.1	.	.	.	0.1	0.1	0.1	.	0.1	.	0.1	0.1	0.2	.
30	0.1
I	20.9	20.9	16.9	21.3	19.5	13.0	16.9	16.7	14.8	14.9	18.0	15.3	17.2	16.7	24.1	26.0	29.7	24.1	12.6	12.4	
NORM	14.6	14.1	14.4	15.6	15.3	15.5	14.0	14.0	14.8	14.7	15.3	.	13.8	14.4	14.7	14.6	.	.	14.0	14.6	
II	28.7	28.1	25.8	23.8	18.0	23.7	25.9*	26.2	27.4	23.4	24.3	18.8	19.4	15.6	26.2	23.9	27.4	24.9	12.6	20.3*	
NORM	16.9	15.3	15.6	16.0	15.2	15.2	14.5	14.5	14.0	15.3	15.7	.	14.7	16.5	14.9	14.4	.	.	13.8	15.1	
III	37.1	27.8	21.5	38.3	32.8	21.3	19.3	29.4	21.3	30.3	44.3	23.6	19.8	29.0	15.9*	22.2*	21.8	23.9	24.9	24.3	
NORM	14.1	14.0	14.7	14.0	13.4	14.2	12.4	14.7	13.4	14.3	14.1	.	14.7	15.5	13.6	13.7	.	.	15.3	14.7	
MND	86.7	76.8	64.2	83.4	70.3	58.0	62.1	72.3	63.5	68.6	86.6	57.7	56.4	61.3	66.2	72.1	78.9	72.9	50.1	57.0	
NORM	45.7	43.4	44.7	45.6	43.9	44.9	40.9	43.2	42.2	44.3	45.1	.	43.2	46.4	43.1	42.8	.	.	43.1	44.3	
DISTRICT 14			DISTRICT 15																		
NR	967	970	962	963	965	966	968	969	971	973	974	979	980	981	982						
DAG	HEI BLOEM	STRAMP ROY	UBACHS BERG	VAL KEN BURG	SCHAES BERG	SCHIN NEN	VAALS	STEIN	NOOR BEEK	BEEK	BUCH TEN	ECHT	EPEN	OOST-MAAR LAND	SCHIN VELD						
1						
2						
3						
4	0.1						
5	2.1	2.2	0.5	0.1	.	1.0	.	0.9	.	0.1	0.1	0.7	.	0.1	0.8						
6						
7	1.6	1.5	2.8	3.4	3.1	2.7	3.2	1.9	3.6	2.7	1.3	1.6	3.8	3.1	2.4						
8	0.6	1.3	.	0.2	0.7	.	.	0.3	1.7	0.1	0.2	1.7	.	0.4	1.4						
9	3.4	3.4	7.2	8.8	5.6	7.6	6.9	8.0	6.5	7.1	6.9	4.3	6.5	6.6	5.4						
10	4.2	5.1	6.5	6.7	5.3	5.7	6.2	7.2	6.0	4.4	4.2	2.3	5.3	6.1	5.1						
11	8.5	10.4	7.2	7.2	6.6	6.5	5.8	7.6	8.4	6.9	8.7	8.0	6.5	7.1	5.7						
12	1.4	3.7	.	0.3	0.2	1.0	1.5	1.4	0.6	0.2	1.4	0.9	1.3	0.7	0.5						
13	.	2.0	1.6	2.0	0.3	0.5	2.1	1.7	1.3	1.4	0.4	3.8	2.6	2.0	0.3						
14	2.0	0.9	0.5	1.1	0.1	.	.	2.1	0.3	0.4	0.4	0.5	.	0.7	0.8						
15	.	.	6.5	3.2	1.8	8.2	2.2	1.4	1.5	1.0	1.1	.	1.3	0.2	7.8						
16	.	.	.	0.2	0.2	.	.	.	0.3	0.1	.						
17						
18	1.2	1.0	2.1	1.8	1.3	1.5	0.3	1.6	1.1	1.2	1.1	0.7	0.7	1.2	1.7						
19	2.8	1.9	1.9	2.0	1.6	1.6	2.1	0.6	1.5	0.9*	0.4	1.2	1.6	0.8	3.2						
20	.	.	0.7	0.2	0.3	.	1.2	0.2	0.2	0.1	.	0.3	0.8	0.2	.						
21	2.9	2.3	4.5	4.8	4.3	3.6	1.3	3.1	4.6	2.9	1.2	4.6	1.8	5.3	4.3						
22	3.1	3.9	7.1	7.0	7.0	4.6	5.3	7.6	4.1	4.5	8.2	8.4	5.3	4.5	3.8						
23	4.0	3.2	4.6	4.3	4.2	4.8	2.7	7.1	3.3	2.8	5.3	3.4	2.3	7.1	4.5						
24	2.9	2.5	.	0.3	0.2	0.3	0.7	1.3	0.4	0.2	0.6	0.6	0.2	0.4	0.3						
25	0.4	0.1	1.8	1.2	3.9	3.7	2.7	4.2	1.3	2.2	0.5	1.2	3.3	1.7	3.9						
26	3.4	3.4	3.1	3.2	4.1	2.9	3.7	2.8	3.2	2.3	3.5	2.5	3.3	1.2	2.4						
27	0.9	1.4	1.1	1.3	0.7	0.9	0.3	1.1	0.8	0.6	2.0	2.2	0.4	1.2	0.6						
28	6.4*	4.5	6.1	5.5	6.3	5.1	5.3	7.9	5.1	5.0	7.2	7.6	5.7	7.2	5.0						
29	.	.	.	0.1	.	0.2	.	.	.	0.2	0.2	0.1	0.2	.	.						
30	0.2	.						
I	11.9	13.5	17.0	19.2	14.8	17.0	16.3	18.3	17.8	14.4	12.7	10.6	15.6	16.3	15.1						
NORM	14.0	13.8	15.1	16.3	15.9	16.6	18.3	14.9	15.4	14.3	14.2	12.6	17.7	14.8	.						
II	15.9	19.9	20.5	18.0	12.4	19.3	15.2	16.6	15.2	12.1*	13.5	15.4	14.8	13.0	20.0						
NORM	14.5	14.3	18.2	19.2	17.9	17.7	21.0	15.9	18.6	16.6	14.3	15.2	20.4	16.5	.						
III	24.0*	21.3	28.3	27.7	30.7	26.1	22.0	35.1	23.0	20.7	28.6	30.7	22.3	29.3	24.8						
NORM	15.2	14.0	18.7	19.5	18.5	18.6	20.4	16.3	18.8	15.7	16.6	15.3	19.5	16.7	.						
MND	51.8	54.7	65.8	64.9	57.9	62.4	53.5	70.0	56.0	47.2	54.8	56.7	52.7	58.6	59.9						
NORM	43.8	42.2	52.0	55.0	52.3	52.8	59.7	47.1	52.8	46.5	45.0	43.1	57.6	48.1	.						

APRIL 2012

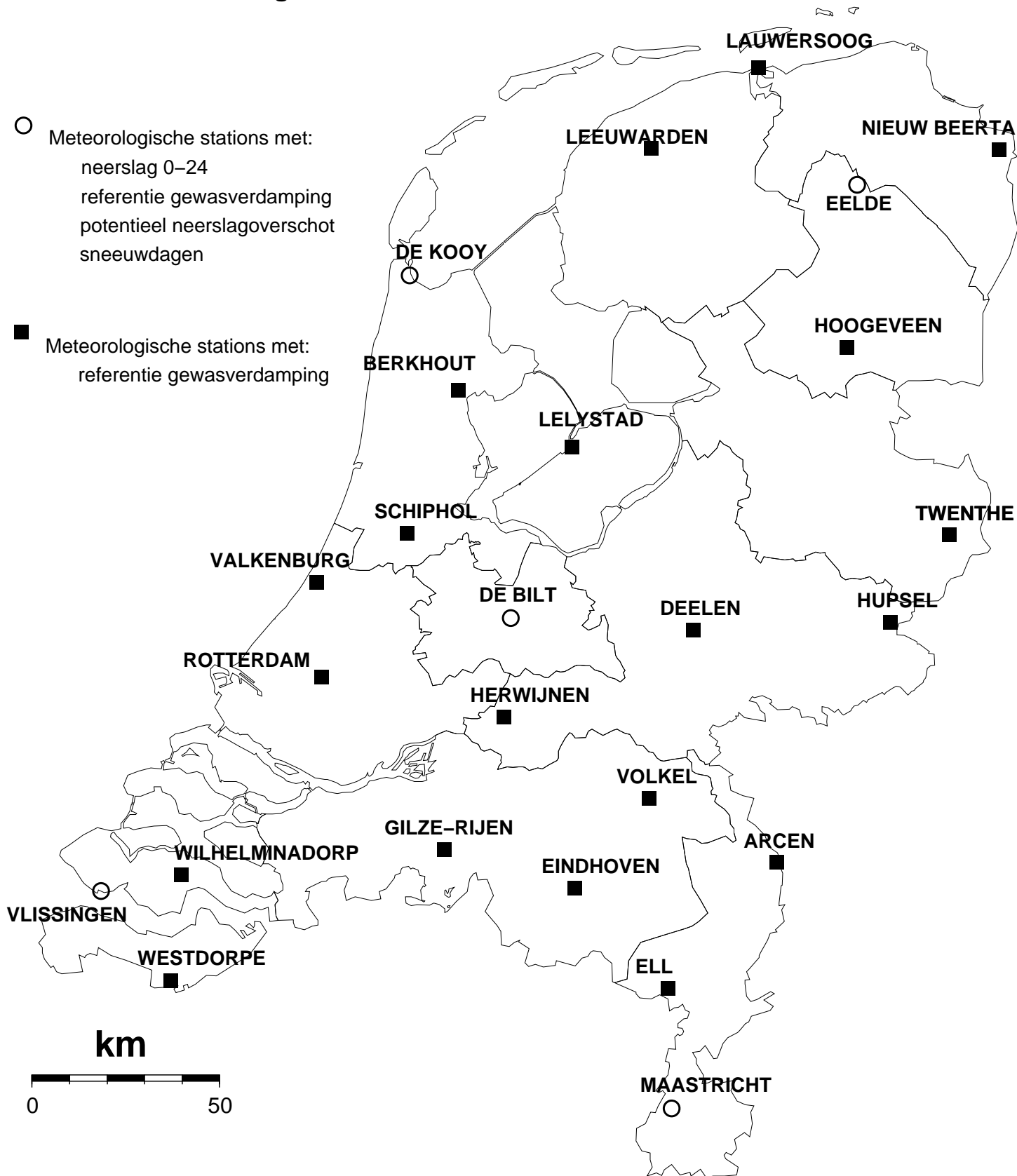
REFERENTIE-GEWASVERDAMPING VOLGENS MAKKINK (MM)

NR	270	277	286	249	269	279	210	240	275	290	344	356	283	319	350	370	375	377	391
DAG	LEEU WARDEN	LAU WERS OOG	NIEUW BEERTA	BERK HOUT	LELY STAD	HOOG VEEN	VALKEN BURG	SCHIP HOL	DEE LEN	TWEN THE	R'DAM	HER WIJNEN	HUP SEL	WEST DORPE	GILZE RIJEN	EIND HOVEN	VOLKEL	ELL	ARCEN
1	1.3	1.3	1.2	1.5	1.8	1.3	2.1	1.7	1.6	1.2	1.7	1.7	1.3	1.8	1.9	1.8	1.8	2.0	1.9
2	0.8	0.9	0.8	1.5	1.5	1.1	1.8	1.6	1.1	1.3	1.9	1.9	1.1	2.0	1.8	1.9	1.6	2.0	1.5
3	1.0	0.8	1.4	1.7	1.5	1.2	2.1	2.1	1.5	1.5	1.7	1.8	1.6	1.6	1.9	1.8	1.8	2.1	2.0
4	0.4	0.5	0.7	0.4	0.5	0.3	0.5	0.5	0.6	1.0	0.6	0.7	1.0	1.1	0.6	0.8	0.5	0.6	0.4
5	2.3	2.5	1.0	1.6	1.5	1.0	1.4	1.5	1.5	1.4	1.3	1.2	1.5	0.7	1.0	0.7	0.9	0.5	0.6
6	1.3	1.1	1.7	1.9	2.1	2.0	2.3	2.2	2.3	2.2	2.4	2.4	2.1	2.3	2.5	2.5	2.5	2.4	2.0
7	1.7	2.0	2.5	1.3	1.6	1.9	1.7	1.1	1.1	1.4	1.4	1.3	1.5	1.3	1.2	1.2	1.4	1.2	1.3
8	1.9	1.7	2.2	1.9	1.8	2.0	1.5	1.9	2.0	2.2	1.5	2.0	2.2	1.3	1.7	1.9	1.9	2.0	2.1
9	0.6	0.7	0.7	0.7	0.6	0.6	0.7	0.6	0.6	0.6	0.7	0.7	0.7	0.9	0.7	0.9	0.7	0.9	0.7
10	1.6	1.4	0.8	1.9	1.0	0.8	1.7	1.5	0.7	0.7	1.3	0.9	0.7	0.9	0.8	0.8	0.6	0.7	0.5
11	2.4	2.1	2.0	2.7	2.1	1.6	2.3	2.3	1.5	1.7	1.6	1.4	1.5	1.8	1.4	2.1	1.6	2.2	1.9
12	1.9	2.4	1.2	1.4	2.3	1.4	2.7	2.6	1.6	1.8	1.9	2.0	1.8	1.3	2.2	1.4	1.6	1.8	1.7
13	2.1	2.0	1.5	1.6	1.5	1.2	2.7	1.3	1.1	1.1	1.4	1.8	1.2	1.6	1.1	1.4	1.7	1.5	1.5
14	2.2	2.7	1.9	2.3	2.6	1.9	2.7	2.5	1.3	1.2	2.6	2.4	1.3	2.4	2.3	2.1	2.0	1.7	2.0
15	2.0	2.2	1.8	1.8	1.6	1.6	2.1	1.9	1.2	1.2	1.4	1.2	0.9	1.8	1.2	1.3	1.1	0.9	1.3
16	1.8	2.6	2.3	2.0	2.3	2.1	2.4	2.2	1.9	2.4	2.1	2.3	2.0	2.1	2.4	2.2	2.4	2.4	2.0
17	1.4	1.6	2.1	1.2	1.3	1.9	0.9	1.1	1.7	2.1	0.9	1.3	2.1	0.9	1.3	1.5	1.7	1.8	2.1
18	1.9	1.8	1.7	1.8	1.9	2.0	1.7	1.7	1.6	2.1	1.6	1.9	1.8	1.5	1.8	2.0	1.9	2.3	1.6
19	2.0	2.0	1.9	1.5	1.7	1.9	1.1	1.3	2.1	1.9	1.4	1.8	2.2	1.6	1.7	2.2	2.3	2.3	2.3
20	2.1	2.2	2.3	1.5	1.7	1.9	1.7	1.2	2.2	2.1	1.3	1.6	2.5	1.2	1.7	1.7	1.8	2.0	2.4
21	1.4	1.4	1.8	1.8	1.9	2.0	2.4	1.7	2.1	2.0	1.7	2.1	1.7	1.3	1.6	1.5	1.7	1.8	1.9
22	2.2	2.0	1.5	2.9	1.3	1.3	2.9	2.8	2.0	1.9	2.4	1.7	2.0	2.4	1.9	2.0	1.5	1.8	1.8
23	1.6	1.5	1.4	1.5	1.9	1.9	1.9	1.9	1.9	1.6	1.9	2.3	1.7	2.2	2.0	2.1	2.1	1.9	2.6
24	1.5	2.0	1.8	1.2	1.8	1.8	2.2	1.6	1.7	1.6	1.4	2.2	1.7	1.5	1.7	1.8	1.8	1.9	1.6
25	2.1	2.2	2.5	1.9	1.9	2.1	1.6	1.7	1.7	2.0	1.6	1.7	2.2	1.3	1.6	1.5	1.6	1.5	1.6
26	2.6	2.8	1.8	2.4	1.9	1.4	2.1	2.0	1.4	1.4	2.3	2.4	1.5	1.6	1.7	2.0	1.8	2.2	2.3
27	2.8	2.9	2.6	3.4	2.2	2.2	3.0	2.9	2.5	2.8	2.7	2.0	3.0	1.7	2.0	2.2	2.6	2.1	2.7
28	0.2	0.2	0.9	0.3	0.5	1.0	0.3	0.3	1.5	2.0	0.3	1.3	1.8	0.5	1.4	1.6	1.5	1.7	1.5
29	1.1	1.5	1.8	1.2	1.3	1.5	1.2	1.4	1.6	1.8	1.4	1.5	1.6	1.9	1.7	1.7	1.7	1.7	1.6
30	3.5	3.5	3.6	3.8	3.4	3.4	3.6	3.8	3.4	3.3	3.6	3.5	2.8	2.7	3.5	3.6	3.3	3.1	3.2
I	12.9	12.9	13.0	14.4	13.9	12.2	15.8	14.7	13.0	13.5	14.5	14.6	13.7	13.9	14.1	14.3	13.7	14.4	13.0
II	19.9	21.6	18.9	17.8	19.1	17.4	20.3	18.1	16.2	17.6	16.3	17.8	17.3	16.1	17.0	17.8	18.1	19.0	18.6
III	19.0	20.0	19.7	20.4	18.1	18.6	21.2	20.1	19.8	20.4	19.3	20.7	20.0	17.1	19.1	20.0	19.6	19.7	20.8
MND	51.7	54.5	51.4	52.6	51.0	48.3	57.3	52.9	49.0	51.5	50.0	53.0	51.0	47.2	50.3	52.2	51.4	53.0	52.6

REFERENTIE
GEWASVERDAMPING (MM)NEERSLAG
0-24 UUR (MM)DOORLOPEND POTENTIEEL
NEERSLAGOVERSCHOT (MM)NEERSLAGGEMIDDELDELEN
PER DISTRICT (MM)

NR	235	280	260	310	380	235	280	260	310	380	235	280	260	310	380	D1	D2	D3	D4	
DAG	DE KOOY	EELDE	DE BILT	VLIS SIN GEN	MAAS TRICHT	DE KOOY	EELDE	DE BILT	VLIS SIN GEN	MAAS TRICHT	DE KOOY	EELDE	DE BILT	VLIS SIN GEN	MAAS TRICHT	I	II	III		
1	1.8	1.2	1.6	1.9	2.2	0.0	0.1	.	.	.	-2	-1	-2	-2	-2	MAAND	57.1	58.3	59.2	62.8
2	1.6	0.9	1.5	2.4	2.3	.	0.0	.	.	.	-3	-2	-3	-4	-4	NORM	36.7	41.0	42.5	41.6
3	1.5	1.3	1.8	2.0	2.5	0.0	.	0.7	0.0	.	-5	-3	-4	-6	-7					
4	0.5	0.6	0.5	1.4	0.7	0.0	.	0.0	0.0	0.0	-5	-4	-5	-8	-8	D5	D6	D7	D8	
5	2.2	1.2	1.5	0.8	0.6	-8	-5	-6	-8	-8					
6	1.5	1.6	2.3	2.3	2.4	0.6	2.4	0.4	0.9	0.0	-8	-4	-8	-10	-11	I	14.8	16.0	16.8	18.7
7	1.1	2.2	1.1	1.6	1.0	0.0	0.4	0.3	0.1	2.3	-10	-6	-9	-11	-9	II	10.0	17.3	12.6	19.2
8	1.5	2.4	2.1	1.5	2.1	4.3	0.1	0.6	1.5	0.3	-7	-8	-10	-11	-11	III	30.4	25.3	33.2	26.5
9	0.6	0.7	0.6	0.6	0.7	6.2	7.3	9.2	5.9	10.9	-1	-2	-2	-6	-1					
10	2.4	0.8	0.9	1.1	0.7	2.0	5.3	4.1	1.5	7.1	-2	3	1	-6	5	MAAND	55.2	58.5	62.6	64.4
																NORM	44.3	44.5	44.1	47.1
11	2.6	2.2	1.8	2.1	1.7	.	.	0.2	2.3	0.1	-4	1	0	-5	4					
12	2.9	1.8	1.4	2.6	1.8	.	0.4	1.7	.	1.1	-7	-1	0	-8	3	D9	D10	D11	D12	
13	2.8	1.6	1.2	2.0	1.7	.	1.7	3.5	.	0.7	-10	-1	2	-10	2					
14	2.2	2.3	2.4	2.7	1.5	2.2	-12	-3	0	-13	3	I	16.6	17.5	13.9	18.6
15	2.3	1.7	1.3	2.6	0.6	.	.	0.2	1.2	.	-14	-5	-1	-14	2	II	20.7	18.7	18.0	17.5
16	2.1	2.3	2.1	2.0	2.0	0.2	.	.	0.9	.	-16	-7	-3	-15	0	III	17.5	23.7	38.8	34.4
17	1.0	1.7	1.3	0.8	1.8	2.7	0.5	2.3	2.4	1.2	-15	-8	-2	-14	0					
18	1.8	1.9	1.7	1.2	2.1	1.8	3.1	2.4	4.2	0.5	-15	-7	-1	-11	-2	MAAND	54.7	59.9	70.8	70.4
19	1.0	1.8	1.5	1.7	2.3	0.2	1.1	0.4	4.9	.	-15	-8	-3	-7	-4	NORM	44.8	45.4	42.5	47.0
20	1.9	2.3	1.4	1.2	2.3	0.1	0.4	1.4	4.7	0.6	-17	-10	-3	-4	-6					
21	1.6	1.8	1.5	1.6	1.6	6.2	3.5	3.1	3.5	7.1	-13	-8	-1	-2	0	D13	D14	D15	LAND	
22	2.8	1.3	2.0	2.8	1.8	0.7	1.7	0.8	0.5	3.5	-15	-8	-2	-4	1	I	17.9	18.8	15.8	16.9
23	2.5	1.7	1.8	2.2	2.0	0.1	3.3	2.2	1.2	0.2	-17	-6	-2	-5	-1	II	24.0	20.6	15.8	15.3
24	1.6	2.3	2.3	3.0	1.7	3.3	2.9	0.4	.	1.4	-15	-5	-4	-8	-1	III	28.0	22.7	26.9	29.9
25	1.7	2.4	1.6	1.5	1.4	0.8	0.3	1.2	2.1	2.6	-16	-7	-4	-8	0					
26	2.9	2.3	1.4	2.2	2.0	.	1.3	7.1	5.4	0.2	-19	-8	2	-5	-1	MAAND	69.9	62.1	58.5	62.1
27	3.6	2.5	2.2	2.0	1.8	.	0.0	0.0	0.0	3.6	-23	-11	-1	-7	0	NORM	44.8	43.6	51.0	43.9
28	0.2	0.6	0.6	0.3	1.7	11.5	7.2	5.3	8.7	1.9	-11	-4	4	2	1					
29	1.0	1.7	1.6	1.8	1.8	0.0	0.1	0.0	0.9	0.1	-12	-6	3	1	-1					
30	3.6	3.4	3.5	2.8	3.1	.	.	.	5.7	.	-16	-9	-1	4	-4					
I	14.7	12.9	13.9	15.6	15.2	13.1	15.6	15.3	9.9	20.6	-2	3	1	-6	5	HOOGSTE MAANDSOM				MM TE
NORM	17.2	15.4	16.0	18.0	16.9	12.2	16.1	14.5	11.2	13.6						LAAGSTE MAANDSOM				MM TE
II	20.8	19.7	16.1	18.9	17.7	5.0	7.2	12.1	20.6	6.4	-17	-10	-3	-4	-6					
NORM	20.8	19.0	19.2	20.8	19.2	12.9	12.3	15.4	14.2	15.7						HOOGSTE DAGSOM				MM OP
III	21.5	20.0	18.5	20.2	18.9	22.6	20.3	20.1	28.0	20.6	-16	-9	-1	4	-4	TE				
NORM	24.9	22.9	23.5	24.8	23.9	9.1	13.8	12.4	13.3	15.8						TE				
MND	56.8	52.5	48.5	54.7	51.9	40.7														

Kaart met meteorologische stations

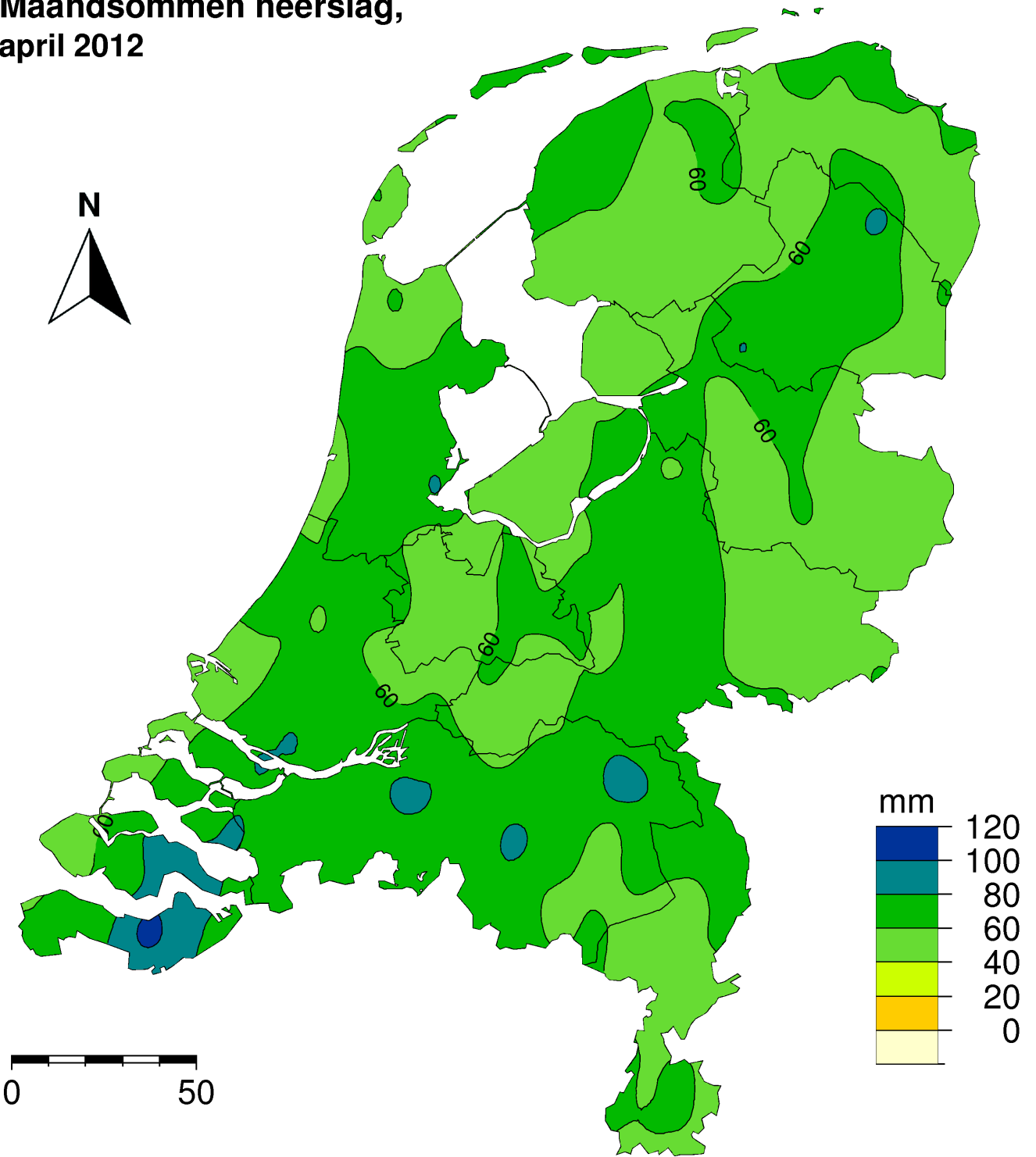




- Neerslagstations
handmatig 08.00 - 08.00 UT



Maandsommen neerslag, april 2012





Dit rapport is een uitgave van:

Koninklijk Nederlands Meteorologisch Instituut
Postbus 201 | 3730 AE De Bilt
www.knmi.nl | klimaatdesk@knmi.nl