



Koninklijk Nederlands
Meteorologisch Instituut
Ministerie van Infrastructuur en Milieu

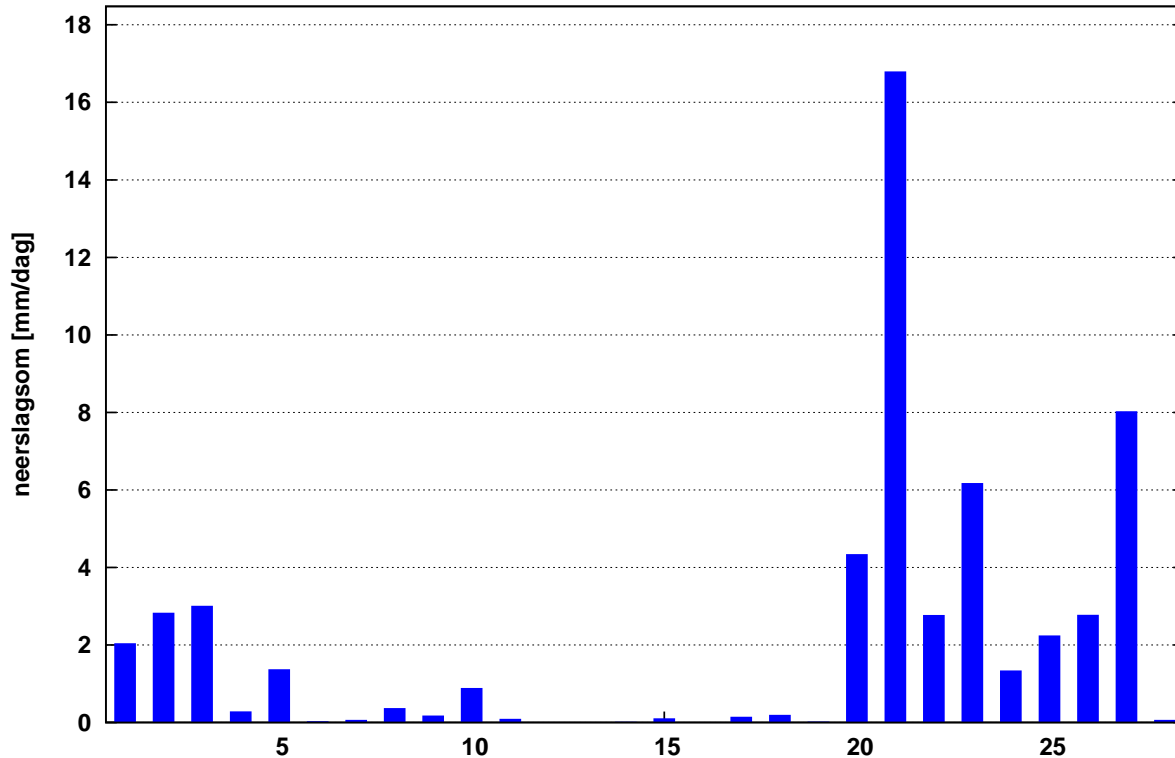
Maandoverzicht neerslag en verdamping in Nederland

februari 2015



Landelijk gemiddelde dagelijkse neerslagsom februari 2015 (gebaseerd op 322 stations)

Maandsom: 56 mm Normaal: 55 mm



In het Maandoverzicht neerslag en verdamping in Nederland (MONV) zijn dagelijkse gegevens van neerslag, verdamping, potentieel neerslagoverschot en sneeuwdagen opgenomen. Daarnaast worden decade- en maandwaarden vermeld. De metingen worden verricht op ca. 325 KNMI-neerslagstations en 25 KNMI meteorologische stations, alwaar uit metingen van temperatuur en straling de referentie-gewasverdamping wordt berekend. Het MONV is ruim 75 jaar uitgegeven als KNMI-periodiek en wordt sinds 2009 verspreid via internet (<http://www.knmi.nl/nederland-nu/klimatologie/gegevens/monv>).

KNMI
Postbus 201
3730 AE De Bilt
e-mail: Klimaatdesk@knmi.nl

FEBRUARI 2015

NEERSLAG 8-8 UUR (MM)

DISTRICT 1														DISTRICT 2							
NR	10	11	12	15	16	17	18	19	21	22	24	25	26	61	64	65	66	67	68	69	
DAG	W.TER HOL LUM	SCHIER SHEL LING	SCHIER MONNIK OOG	OOST VLIE LAND	PETTEN	DEN BURG	NES AME LAND	DE COCKS DORP	CAL LANTS OOG	DE KOOG	VLIE LAND	DE KOOY	FOR MERUM	SKRINS	SNEEK	MAK KUM	HAR LINGEN	DOK KUM	ST ANNA PAR.	APPEL SCHA	
1	0.7	1.4	0.1	1.2	2.8	3.8	0.3	1.4	5.6*	1.5*	1.5	1.9*	1.1	0.3	0.2	.	*	0.1	0.4	0.3	.
2	3.0	1.9	0.8	4.3	3.9	1.1	1.6*	1.7	3.0*	0.9*	4.4	2.4*	1.2	1.4	0.3	1.3*	0.9	1.9	2.9	0.9	
3	1.2	1.5	0.4	.	4.5	1.0	1.9	3.0	2.3*	1.6*	2.3	3.3*	1.9	1.5	1.5	0.9*	0.5	2.6*	3.5	5.0	
4	0.2	1.7	.	0.2	0.2	0.4	0.2	0.3	0.5*	0.4*	0.6*	0.9*	1.8	.	0.2	.	*	.	.	0.4	0.2
5	2.4	3.6*	4.4	3.8	1.9	1.9	4.7	3.0*	0.9*	2.4*	3.1	1.0*	6.3	2.8	4.5	0.4*	1.6*	3.8	3.5	1.5	
6	0.2	0.1	0.1	0.1	.	.	.
7	0.4	0.1	0.3	0.3*	0.1	0.8	0.5	0.6*	.	0.4*	1.1	.	0.3	0.2	0.2	0.2*	0.4	0.5	0.5	.	
8	.	.	0.1	.	0.3	0.2	0.3	.	0.3*	0.1*	.	.	0.3	0.3	0.7	0.1*	0.1	0.7	0.2	1.0	
9	0.3	0.4	0.5	.	.	.	0.2	0.1*	0.2	0.3	0.2*	.	0.2	0.3	0.3	
10	1.8	1.5	0.2	0.2	0.2	0.2	2.0	0.7	0.2*	0.7*	.	0.2*	1.3	1.5	1.6*	1.0*	2.3	1.2	2.7	2.5	
11	0.1	0.1	.	.	*	*	.	.	.	0.1	.	.	0.1	.	0.4	
12	*	*
13	*	*
14	*	*
15	*	*
16	*	*
17	0.4	0.2	.	0.3	0.4	0.7	0.1	0.7	0.3*	1.0*	0.8	0.4*	0.4	0.2	0.2	0.4*	0.5	0.3	0.4	0.4	
18	0.4	.	0.5	.	0.1	0.1	0.9	.	0.1*	.	.	0.1*	0.3	0.6	0.7	0.1*	0.6*	0.6	0.4	.	
19	0.1	*	*	.	0.1	.	.	*
20	6.1	8.6	8.3	10.2	5.3	10.9	5.9	11.4	8.9*	11.5*	8.5	8.2*	8.3	4.5	4.5	4.7*	6.0	6.5	6.6	9.0	
21	3.9	2.3	14.2	2.5	11.1	6.1	7.0	2.8	7.3*	4.6*	2.7	10.6*	3.3	13.5	15.4	11.5*	9.3	13.5	9.7	24.0	
22	1.0	4.9	1.6	3.4	1.0	4.0	1.7	2.9	2.6*	4.1*	4.2	0.9*	3.4	2.1	4.2	3.3*	2.4	1.6	3.4	1.2	
23	7.3	6.0	8.0	5.0	3.7	8.1	8.1	8.3	6.3*	5.7*	6.7	6.6*	8.2	9.9	6.3	4.9*	10.0	8.8	8.4	8.0	
24	3.0	3.9	1.5	3.0	1.1	1.8	2.1	3.1	2.0*	1.9*	4.4	2.1*	6.4	4.8	2.1	3.3*	3.6	2.5	4.4	0.5	
25	0.8	.	1.5	.	1.2	.	1.5	.	2.0*	.	.	0.1*	0.1	0.7	1.5	0.3*	0.4	0.8	1.2	4.5	
26	1.1	2.0	1.1	3.1	1.6	1.7	1.9	4.8	0.8*	2.3*	8.8	0.9*	1.5	5.8	7.0	2.9*	5.4	3.5	4.1	7.0	
27	5.1	6.4	6.0	8.0	7.4	9.0	5.7	8.6	7.9*	6.5*	7.4	8.1*	6.1	6.5	7.7	5.9*	7.5	7.3	6.7	9.0	
28	0.1	0.2	.	.	.	*	*	.	0.1	0.3	0.2	.	.	0.2	0.1	.	.
I	10.2	12.2*	6.8	10.0*	13.9	9.4	11.8*	10.7*	12.8*	8.0*	13.0*	9.8*	14.4	8.2	9.5*	4.1*	5.9*	11.4*	14.3	11.4	
NORM	21.4	21.2	20.8	20.5	19.5	21.7	22.2	21.8	20.4	21.4	19.6	19.6	20.7		21.2	20.4	19.8	22.7	23.4	24.0	
II	7.1	8.8	8.8	10.5	5.8	11.7	7.0	12.1	9.3*	12.6*	9.3	8.7*	9.1	5.3	5.5	5.5*	7.1*	7.5	7.4	9.8	
NORM	15.8	16.5	14.8	16.8	15.0	15.3	16.1	15.5	15.9	15.2	14.7	15.0	16.4		17.7	15.8	16.9	16.9	18.0	20.8	
III	22.3	25.5	33.9	25.0	27.1	30.9	28.0	30.5	28.9*	25.1*	34.2	29.3*	29.1	43.6	44.4	32.1*	38.6	38.2	38.0	54.2	
NORM	13.8	13.7	11.2	13.7	12.6	12.6	13.1	15.3	13.5	13.5	13.7	12.5	13.6		14.2	13.3	12.1	13.9	14.3	15.5	
MND	39.6	46.5	49.5	45.5	46.8	52.0	46.8	53.3	51.0	45.7	56.5	47.8	52.6	57.1	59.4	41.7	51.6	57.1	59.7	75.4	
NORM	51.0	51.3	46.7	51.1	47.2	49.6	51.5	52.5	49.8	50.2	48.0	47.0	50.7		53.0	49.6	48.9	53.5	55.7	60.4	
DISTRICT 2																					
NR	70	73	75	76	77	78	79	80	81	82	84	85	86	87	89	90	91	166	171	326	338
DAG	OUDE MIRDUM	DRACH TEN	OLDE HOLT PADE	KORN WERDER ZAND	KOLLUM	HER BAYUM	HEEG	STA VOREN	JOURE	GORRE DIJK	EZUMA ZIJL	LEEU WARDEN	NIJ BEETS	BER GUMER DAM	AK KRUM	EERNE WOUDE	TER NAARD	MARUM	AN JUM	FREDE RIKS OORD	GIET HOORN
1	0.4	0.3	.	0.1	.	0.1	0.3	1.0	.	0.2*	0.2	0.3	0.2	.	0.3	0.2*	0.2	.	0.3	.	0.4
2	1.3	1.9	1.3	0.9	2.5	1.6*	0.9	0.8	1.8	1.7*	2.5	2.7	2.7	1.8	3.6*	3.3*	1.7	1.6*	2.4	1.0	0.3
3	1.1	3.9	3.6*	0.4	4.0	0.7	1.4	2.8	1.6*	3.4*	2.0	2.8	4.5	3.4	1.7	2.9*	6.2	0.8	2.6*	4.2	2.8
4	.	0.2	0.3	.	.	.	0.2	0.1	0.2	.	0.1	.	*	0.6*	0.7	0.1	.
5	2.9	5.9	1.0	0.6*	4.8	4.3	3.0	0.6*	1.2	1.9*	3.5	3.0	4.6*	4.6*	2.4	2.5*	5.8	2.5	4.7	1.1	1.2
6	.	.	0.1	0.1	.	.	.	0.1	0.1*
7	.	.	.	0.2	0.4	0.4	0.3	.	0.4	0.2*	.	.	0.3	0.2	0.2	0.2*	0.3	0.6*	0.4	.	.
8	.	1.5	0.7	0.1	0.3	0.2	0.7	0.3	0.4	0.5*	0.2	0.8	0.1	.	0.1	0.1*	0.7	0.4	1.2	0.5	0.3
9	0.5	0.2	.	0.2	0.3	0.2	0.5	0.3	0.3	0.1*	0.5	0.2	0.2	0.7	0.2	0.7*	0.4	0.4	0.5	0.3	.
10	0.7	1.3	1.3	1.3	2.1	1.2	1.9	1.0	1.7	1.5*	2.0	1.6*	2.3	1.9	2.0	1.6*	1.8	2.0	1.8	0.5	.
11	0.3	.	.	0.3	0.1*	.	.	0.2	.	.	0.2*
12	*	*	*
13	*	*	*
14	.	*	*	*	*
15	.	*	*	*	*
16	.	*	*	*	*
17	0.9*	0.1	0.4	0.7	0.4	0.3	0.3	0.3	0.3	0.2*	0.2	0.2	0.3	0.5	0.4	0.6*	0.5	.	0.2	0.3	0.4
18	0.5*	0.1	0.2	0.2	0.7	0.6	0.5	0.7	0.4	0.6*	0.2	0.8	0.5	.	0.3	0.8*	0.6	0.6	0.7	.	.
19	.	.	0.2	0.3	.	.	.	0.1	.	*	*	.	.	.	0.1	*	.	.	0.1	.	.
20	3.7*	7.3	5.0	7.5	7.4	7.2	5.4	4.8	5.1	6.3*	5.7	4.9	6.8	6.4	5.8	6.4*	4.7	2.2	6.0	5.5	4.1
21	13.5*	17.7	20.5	11.2	16.4	10.9	16.7	15.6	16.7	17.6*	14.4	12.5	19.0	18.0	15.6	16.9*	11.7	22.6	13.9	19.6	16.3
22	5.9*	1.6	2.5	3.3	1.3	1.4	5.0	7.2	4.7	1.1*	0.5	4.7	1.2	2.9	2.5	1.4*	0.5	1.8	1.4	1.2	0.9
23	5.2*	8.8	6.5	6.8	8.2	7.9	7.5	5.7	5.4	5.1*	7.6	6.4	5.7	7.6	9.0	8.2*	7.1	3.8	6.8	5.3	3.8
24	3.6*	2.8	0.3	4.0	1.3	4.0	2.4	2.0	3.7	1.4*	1.7	2.7	2.4	1.5	2.2	2.4*	1.7	2.6	1.7	0.2	1.7
25	1.9*	1.6	2.3	0.5	2.2	0.7	1.7	2.0	2.6	2.5*	1.0	0.5	1.5	2.0	1.5	1.0*	0.6	0.6	0.6	1.6	0.9
26	1.7*	8.8	4.9	3.4	4.1	6.8	6.5	0.9	6.3	11.2*	2.9	7.6	10.4	6.4	9.7	7.2*	1.6	6.8*	2.2	7.1	2.3
27	7.3*	8.2	10.6*	6.0	7.7	6.1	7.0	6.0	9.2	10.8*	6.9	5.7	8.8	8.4	7.8	6.7*	6.4	8.6	6.6	9.9	8.8
28	0.2*	0.1	.	.	.	*	*	0.2	0.2	.	.	0.1*
I	6.9	15.2	8.3*	3.8*	14.4	8.7*	9.2	6.9*	7.4*	9.5*	11.0	11.4*	15.1*	12.6*	10.7*	11.6*	17.1	8.9*	14.8*	9.0	5.5
NORM	21.8	23.9	23.7	20.1	25.0	21.1	22.2	20.1	21.3	23.0	22.9	22.7	21.8	22.5		22.2	20.1	22.4	22.2	22.2	22.7
II	5.4*	7.5	5.8	9.0	8.5	8.1	6.2	5.9	5.8	7.2*	6.1	5.9	7.8	6.9	6.6	8.1*	5.8	2.8	6.9	5.9	4.5
NORM	17.5	20.4	19.8	15.7	19.0	16.9	18.0	16.3	18.2	19.5	17.4	17.6	19.1	17.9		17.9	15.9	21.0	18.5	18.1	
III	39.3*	49.5	47.6*	35.2	41.2	37.9	46.8	39.4	48.6	49.7*	35.2	40.3	49.0	46.8	48.3	43.9*	29.6	46.8*	33.2	44.9	34.7
NORM	13.8	15.7	14.1	13.6	14.4	12.6	14.2	12.5	13.8	14.7	14.0	13.1	14.3	13.0		13.5	12.5	14.6	13.3	13.2	
MND	51.6	72.2	61.7	48.0	64.1	54.7	62.2	52.2	61.8	66.4	52.3	57.6	71.9	66.3	65.6	63.6	52.5	58.5	54.9	59.8	44.7
NORM	53.1	59.9	57.6	49.4	58.5	50.7	54.3	48.9	53.3	57.1	54.3	53.5	55.2	53.4		53.6	48.5	58.0	53.9	54	

DISTRICT 2		DISTRICT 3																			
NR	353	134	135	136	139	140	141	142	143	144	145	147	148	150	151	152	154	155	156	158	
DAG	BLOK ZIJL	MIDDEL STUM	WOL TER SUM	EZIN GE	GRO NINGEN	ASSEN	DELFI ZIJL	WARF FUM	FINS TER WOLDE	TER APEL	ZOUT KAMP	VEEN DAM	SAPPE MEER	UIT HUI ZEN	ROODE SCHOOL	GIETER VEEN	EENRUM	EEXT	VLAGT WEDDE	ONNEN	
1	0.2	.	2.5	0.1	.	0.2	.	0.3	.	.	*	.	.	.	0.1	.	*	0.2	0.1	.	
2	1.4	2.2	1.9	1.7	2.3	2.6*	3.8*	1.0	3.5	.	3.5*	.	0.4	1.7	4.5	.	0.8*	1.5	0.8	3.0	
3	1.9	2.5	2.0	2.0	2.6*	5.0	1.7*	3.5	3.2	4.8	1.3*	3.7	2.5	1.5	2.3	3.6*	2.5*	3.4	2.2	3.8	
4	0.1	0.2	.	0.1	.	.	0.2*	0.4	0.2	.	0.5*	0.2	.	0.2	0.1	0.1	0.3*	0.4	0.1	.	
5	1.4	1.6*	1.0	2.6*	1.1	0.9	0.5*	2.4	0.2	0.2	3.8*	0.5	0.7	1.5	1.6*	0.4	2.3*	0.2	.	1.0	
6	.	0.1	0.3	0.3	.	.	
7	0.1	0.2	.	0.4	0.2	0.2	.	0.4	0.2	.	.	0.3	.	0.5	0.7	.	0.1*	.	.	0.4	
8	0.2	0.9	1.3	0.1	0.6*	1.2	0.4*	0.8	0.3	0.8	0.4*	0.5	0.5	0.3	0.2	0.7	0.3*	0.9	1.0	0.8	
9	.	0.2	0.9	0.5	0.3	0.3	0.3*	0.4	1.1	0.6*	0.6*	0.3	.	0.3	0.6*	0.5	0.7*	0.8	0.4	0.6*	
10	0.4	0.8	2.5	1.1	1.2	1.3	2.0*	1.4	2.1	1.5	2.8*	1.4	1.4	1.7	2.7	1.2	2.3*	1.8	1.0	2.1	
11	0.1	0.1	.	0.3	0.3	0.4	0.2*	0.3	0.2	.	.	0.4	.	0.1	0.3	0.2	0.2*	0.3	0.2	0.6	
12
13	0.1	
14	
15	
16	
17	0.4	0.3	0.7	0.4	0.1	0.2	.	.	0.5	.	.	0.2	.	0.1	0.4	0.2	.	0.3	.	0.3	
18	0.3	0.1	.	.	0.3	0.3	.	0.6	0.3	.	0.9*	0.2	0.4	0.3	0.6	0.3	.	0.4	0.1	0.3	
19	0.3	0.2	.	.	
20	4.0	7.7	4.6	6.7	4.5	4.6	2.8*	4.8	2.9	2.0	7.7*	2.3	3.6	4.0	4.5	2.5	6.6*	3.4	1.6	3.9	
21	16.8	21.4	20.0	19.6	21.1	22.1	18.0*	16.3	23.5	17.4	16.2*	18.0	23.5	16.6	20.9	16.4	18.0*	18.3	17.2	23.0	
22	0.8	1.2	2.3	0.9	3.7	0.8	1.4*	1.3	1.9	0.7	0.9*	2.5	3.3	1.7	1.8	0.8	0.9*	0.9	0.8	0.9	
23	3.5	7.0	5.0	7.6	6.7	5.6	4.0*	7.1	6.8	5.0	13.9*	6.1	6.5	4.5	7.6	4.9	8.4*	5.8	2.8	6.6	
24	0.6	1.5	1.9	0.6	0.5	1.0	0.4*	0.4	1.6	0.7	3.3*	2.6	0.5*	0.1	0.3	1.1	0.4*	2.1	.	0.1	
25	2.8	0.1	1.2	1.4	3.5	4.1	1.6*	1.1	0.9	2.6	1.3*	1.5	1.6	0.8	1.3	3.3	0.8*	2.5	1.6	1.6	
26	1.5	4.0	6.0	4.3	9.8	6.9	5.7*	4.3	9.9	7.7	3.1*	9.0	10.6*	4.3	5.1	6.1	5.4*	7.3	6.1	9.1	
27	5.5	5.3	8.9	6.7	7.2	9.3	5.5*	7.0	10.3	9.4	11.7*	9.0	7.9	6.2	8.5	7.9	7.5*	8.7	9.2	8.1	
28	.	0.2	.	0.2	.	.	0.2*	0.3	0.1	.	.	.	0.2	0.1	0.1	
I	5.7	8.7*	12.1	8.6*	8.3*	11.7*	8.9*	10.6	11.1	7.9*	12.9*	6.9	5.5	7.7	12.8*	6.5*	9.3*	9.5	5.6	11.7*	
NORM	22.0	17.0	.	22.6	22.2	20.3	22.6	19.4	20.4	21.5	19.8	22.7	23.6	19.8	19.9	22.5	22.3	18.6	20.8	.	
II	4.8	8.2	5.3	7.4	5.2	5.8	3.0*	5.7	3.9	2.0	8.6*	3.1	4.0	4.5	5.9	3.2	6.8*	4.6	1.9	5.1	
NORM	17.7	19.2	.	18.7	19.8	16.7	17.1	16.6	19.3	15.9	17.4	19.0	17.4	16.0	18.0	16.7	20.6	17.2	18.0	.	
III	31.5	40.7	45.3	41.3	52.5	49.8	36.8*	37.8	54.9	43.5	50.4*	48.7	53.9*	34.3	45.5	40.5	41.4*	45.8	37.8	49.5	
NORM	13.3	14.9	.	13.8	14.1	12.2	13.5	12.1	11.9	12.9	12.5	13.8	13.7	11.9	13.1	13.4	13.9	11.9	13.8	.	
MND	42.0	57.6	62.7	57.3	66.0	67.3	48.7	54.1	69.9	53.4	71.9	58.7	63.4	46.5	64.2	50.2	57.5	59.9	45.3	66.3	
NORM	52.9	51.2	.	55.0	56.1	49.2	53.3	48.2	51.5	50.3	49.7	55.4	54.6	47.7	51.0	52.6	56.8	47.6	52.5	.	
DISTRICT 3										DISTRICT 4											
NR	159	160	161	162	163	164	172	323	337	217	221	222	223	224	226	227	228	230	233	234	
DAG	NIEUW BUIJNEN	VEEN HUI ZEN	EELDE	NIE KERK	RODEN	ZEE RIJP	NIEUW OLDA	LAAG HA LEN	SCHOON LOO	HEILOO	ENK HUI ZEN	HOORN	SCHIEL LING WOUDE	EDAM	WIJK A/ZEE	ANNA PAU LOWNA	SCHA GEN	ZAAN DIJK	ZAAN DAM H'BRG	BER GEN	
1	.	0.2	*	0.3	3.6*	0.5*	1.2*	1.5	1.3	2.4	7.1	5.2	.	2.7*	1.7*	
2	0.4	1.0	1.9	1.3	2.8	2.1	2.8	0.6*	0.5	3.9*	0.8*	1.9*	2.8	1.7	6.0	2.3	3.6*	.	3.8*	2.2*	
3	2.2	3.3	2.9	2.5	2.6*	1.4	1.4	2.2*	4.6*	5.1*	2.8*	3.4*	1.3	2.2	3.3	3.9	.	.	4.0*	3.4*	
4	.	0.1	.	0.1	0.6*	0.3	0.1	0.2*	0.3	1.4*	.	0.3*	0.6*	0.2	1.1	2.5	2.1	.	0.4*	.	
5	0.3	1.3	1.1	3.0	2.1	0.7	2.3	0.8*	0.1	2.0*	0.3*	0.5*	1.1	0.3	1.5	0.4	0.5	.	1.2*	2.4*	
6	.	0.1	0.1*
7	.	0.2	0.2	0.1	0.6*	0.3	0.2	0.2*	0.3
8	0.9	0.4	0.7	0.9	0.6*	.	0.7	0.2*	0.9	0.5*	0.2*	0.2*	0.1	0.2	.	0.1	.	.	0.2*	0.3*	
9	0.2	0.8	0.5	0.1	0.4	0.3	0.4	0.3*	0.7
10	0.8	1.7	2.0	1.6*	1.1	1.7	1.5	0.6*	1.7	0.4*	0.5*	0.8*	0.3	0.5	.	0.4	0.3	.	0.4*	0.3*	
11	.	0.2	0.4	0.3	0.4	.	0.2	0.1*	0.7
12	0.1	.	0.1
13
14
15
16	0.1
17	.	0.3	.	0.1	0.1	0.3	.	0.1*	0.1	0.2*	0.3*	0.3*	0.1	0.1	.	0.3	0.2	.	0.4*	0.3*	
18	.	.	0.4	.	0.3	0.3	0.3	0.3*	0.2	0.5*	0.3*	.	0.3	0.2	0.4	.	.	.	0.3*	0.3*	
19	0.2
20	2.6	6.6	4.6	6.5	6.8	2.3	2.1	2.9*	3.6	9.4*	6.2*	5.9*	8.3	7.0	6.0	8.8	4.1	.	7.7*	8.5*	
21	17.9	21.3	21.1	17.3	21.0	17.2	17.1	18.3*	18.9	13.8*	16.1*	15.4*	24.9	17.1	17.6	11.2	15.7	.	19.4*	15.7*	
22	0.7	0.7	1.0	0.5	1.3	1.3	0.9*	2.1	.	3.0*	3.8*	5.3*	3.2	2.5	3.0	1.5	4.9	.	3.0*	2.7*	
23	5.4	5.0	4.7	6.5	7.6	2.7	4.0	4.2*	5.3	6.5*	4.3*	4.4*	9.3	8.2	3.2	6.1	3.2	.	9.0*	6.4*	
24	0.2	0.2	1.5	1.5	0.8	0.4	1.7*	0.5	.	1.9*	1.2*	1.0*	1.6	2.2	2.0	1.8	1.1	.	2.4*	1.5*	
25	3.3	1.8	2.0	0.7	2.5	0.6	4.1	1.3*	2.3	0.8*	2.0*	0.6*	0.8	4.0	.	1.3	2.0	.	2.6*	0.6*	
26	6.4	6.8	9.0	5.6	7.2	4.3	5.6	7.5*	8.2	0.5*	1.4*	0.7*	1.7	0.2	.	0.8	0.9	.	0.2*	0.9*	
27	9.6	7.2	7.7	6.1	7.1	6.7	7.8	8.5*	10.5	8.3*	6.8*	6.9*	8.8	6.7	8.0	9.0	5.9	.	7.6*	9.5*	
28	0.1	.	*	0.1*	*
I	4.8	9.1	9.3	9.6*	10.8*	6.8	9.4	5.2*	9.4*	16.9*	5.1*	8.3*	7.7*	6.4	14.3	16.2	15.9*	.	12.7*	10.8*	
NORM	20.2	22.9	21.1	23.0	24.0	20.8	.	23.6	.	21.7	21.5	21.2	25.9	23.8	21.5	20.1	20.5	22.2	23.0	21.1	
II	2.6	7.1	5.4	6.9	7.6	2.9	2.7	3.4*	4.8	10.1*	6.8*	6.2*	8.9	7.3	6.4	9.1	4.4	.	8.4*	9.1*	
NORM	17.9	19.9	19.0	19.6	21.9	16.5	.	21.1	.	14.7	17.2	16.9	19.3	18.0	15.3	15.0	15.4	16.7	18.6	16.8	
III	42.6	43.0	45.4	38.7	47.4	33.6	40.4	42.4*	47.8	34.8*	35.6*	34.3*	50.3	40.9	33.8	31.7	33.7	.	44.3*	37.3*	
NORM	12.6	14.3	13.5	13.6	15.0	12.6	.	14.5	.	13.5	13.4	13.6	15.7	14.3	13.5	13.6	12.8	13.7	14.9	13.6	
MND	50.0	59.2	60.1	55.2	65.8	43.3	52.5	51.0	62.0	61.8	47.5	48.8	66.9	54.6	54.5	57.0	54.0	.	65.4	57.2	
NORM	50.7	57.1	53.7	56.2	60.9	49.9	.	59.1	.	50.0	52.1	51.6	60.9	56.1	50.3	48.7	48.7	52.6	56.6	51.6	

FEBRUARI 2015

NEERSLAG 8-8 UUR (MM)

DISTRICT 4													DISTRICT 5								
NR	235	236	238	239	240	242	249	251	252	255	257	263	256	317	344	348	352	356	359	364	
DAG	CAS TRICUM	MEDEM BLIK	DE HAUKES	DEN OEVER	KREI LER OORD	PURMER END	HOOG KARS PEL	WEST BEEM STER	KOL HORN	HOOG OBDAM	ASSEN WOOD	DELFT	MARK EN	MARK NESSE	TOLLE BEEK	EMMEL OORD	NA GELE	KUINRE	LEMMER BUMA	DRON TEN	
1	3.0	0.2	2.0	2.3	1.9	1.5	0.7	1.9	3.8	1.1	1.5	3.2	1.3	0.3	0.3*	0.2	0.2	0.1	0.2*	0.4	
2	3.8	1.0	1.3	0.9	1.2	3.0	0.8	2.1	2.2	1.8	2.0	5.4	1.9	0.6*	0.7*	1.3	1.1	0.9	0.5*	1.0	
3	4.2	0.2	0.8	1.8	4.3	1.5	1.0	1.5	5.1	4.4	4.0	4.5*	1.2	1.3	2.6*	2.1	2.3	2.3	0.4*	3.0	
4	0.5	.	0.2	0.5	.	0.1	.	.	0.4	2.1	0.3	.	0.1	0.2	0.4*	0.1	.	0.1	0.1*	0.2	
5	1.4	1.7	0.3	1.7	.	0.2	0.7	1.3	0.5	1.1	0.5	1.8	0.2	6.4	3.1*	2.3	1.8	1.3	1.6*	1.1	
6	0.1	0.1	0.1*	.	
7	.	.	0.3	0.3	0.4	0.3	0.2*	.	.	0.1	0.1*	.	
8	0.8	0.2	0.1	0.5	0.1	0.3	0.4	0.4	.	0.3	0.2	.	0.2	0.2	0.3*	0.5	0.3	0.5	0.1*	0.4	
9	.	.	.	0.1	0.3	0.3	.	.	0.2	*	0.1	.	0.1	0.1*	0.1	
10	0.4	0.7	0.6*	0.6*	0.7	0.6*	0.6*	0.3	0.5	0.4	0.3	0.7	0.3	0.6*	0.7*	1.0	1.0	0.9	0.7*	0.9	
11	0.1	.	.	0.1	0.1*	0.2	0.1	0.1	0.1*	0.1	
12	*	.
13	*	.
14	*	.
15	*	.
16	*	.
17	0.2	0.6	0.3	0.3	.	0.2	0.2	0.2	.	0.3	0.2	.	0.2	0.3	*	0.2	.	0.3	1.1*	.	
18	0.5	0.3	.	.	.	0.1	0.5	0.2	.	0.5	0.6	0.5	0.1	0.6	0.5*	0.4	0.6	0.4	1.1*	0.9	
19	0.3	.	*	.	.	.	*	.	
20	9.5	6.6	9.0	8.4	7.8	7.2	6.7	7.5	9.5	9.0	8.7	8.1	5.9	3.5	2.6*	3.3	4.2	4.2	5.1*	2.5	
21	16.2	16.0	11.8	10.6	12.2	29.5	17.7	15.0	16.9	15.0	14.5	18.8	20.1	17.6	17.2*	17.0	19.0	18.9	21.0*	18.2	
22	3.5	2.6	2.0	5.7	6.5	2.1	3.4	2.3	3.5	3.8	4.8	2.0	1.9	0.8	1.3*	0.9	1.0	4.0	4.4*	0.4	
23	6.8	6.0	6.2	6.3	6.2	9.0	5.5	8.4	7.5	7.6	6.4	5.7	8.2	4.6	3.1*	3.2	3.4	4.6	5.4*	4.6	
24	1.7	1.9	2.8	2.8	2.4	3.7	2.6	1.4	2.0	2.3	1.9	1.6	1.4	0.4	0.2*	0.2	0.7	0.5	1.0*	1.7	
25	2.4	1.2	1.0	0.7	1.7	0.2	0.8	1.8	1.4	0.7	1.2	0.7	1.5	2.3	3.0*	4.7	1.7	3.4	1.6*	3.8	
26	0.2	1.4	0.7	1.5	1.3	0.1	1.4	0.6	1.0	1.3	1.4	.	1.6	2.0	1.5*	1.9	2.1	3.6	1.6*	4.2	
27	7.4	6.6	8.4	7.2	8.6	7.2	8.6	7.1	8.5	8.7	8.0	7.7	7.2	8.2	6.7*	7.3	8.8	8.1	10.1*	7.1	
28	.	.	.	0.4	.	0.1	0.2	.	.	0.1	.	.	0.2	0.1	0.1*	0.1	.	.	0.2*	0.1	
I	14.1	4.0	5.6*	8.7*	8.5	7.3*	4.2*	7.5	12.9	11.2	9.1	15.6*	5.2	10.1*	8.3*	7.6	6.7	6.4	3.9*	7.1	
NORM	22.9	21.5	19.8	19.3	19.8	24.5	21.9	21.5	19.5	21.0	.	22.1	22.5	.	20.1	22.0	21.9	22.8	20.8	21.3	
II	10.2	7.5	9.3	8.7	7.8	7.5	7.4	7.9	9.5	9.8	9.6	8.6	6.5	4.5	3.2*	4.1	4.9	5.0	7.4*	3.5	
NORM	16.0	16.7	14.9	14.0	15.0	18.0	17.3	16.7	14.8	17.0	.	16.7	17.2	.	15.7	17.7	17.5	18.7	16.5	19.0	
III	38.2	35.7	32.9	35.2	38.9	51.9	40.2	36.6	40.8	39.5	38.2	36.5	42.1	36.0	33.1*	35.3	36.7	43.1	45.3*	40.1	
NORM	13.8	13.8	12.9	12.3	12.4	14.9	12.9	14.0	12.4	14.3	.	14.3	13.9	.	12.5	13.7	14.4	14.0	12.6	14.0	
MND	62.5	47.2	47.8	52.6	55.2	66.7	51.8	52.0	63.2	60.5	56.9	60.7	53.8	50.6	44.6	47.0	48.3	54.5	56.6	50.7	
NORM	52.8	52.0	47.6	45.6	47.2	57.3	52.1	52.2	46.8	52.3	.	53.2	53.5	.	48.4	53.4	53.9	55.5	49.9	54.3	
DISTRICT 5						DISTRICT 6															
NR	365	366	369	371	372	516	298	327	330	331	332	333	335	339	340	341	342	343	345	349	
DAG	SWIF TER BANT	BID DING HUIZEN	LELY STAD	ZEE WOLDE	ZEE WOLDE SW	HARDER WIJK	STEEN WIJKS MOER	DWIN GE LOO	ZWOLLE	DENE KAMP	HOOG VEEN	EMMEN	IJSSEL MUIDEN	RHEE ZER VEEN	HEINO LOO	ZWEE VILS TEREN	SCHOO NEBEEK	VROOMS HOOP	KLA ZIENA VEEN		
1	0.6*	0.2*	0.4	1.4	1.1*	0.2*	*	.	0.4	0.1	
2	0.2	0.7*	0.5	2.4	2.3*	0.8*	0.8	1.7	0.4	0.1	0.5*	.	1.5	0.3	.	.	1.0	0.5	1.4	.	
3	2.1	3.3*	0.7	0.7	0.4*	1.7*	1.3	3.7	2.1	0.9	3.7*	3.7	2.7	2.0	3.4*	5.0	1.8	1.6*	2.1	3.3	
4	.	*	.	.	*	*	.	.	.	1.5	*	0.2	.	.	*	0.4	.	0.2	0.9	0.9	
5	4.1	2.0*	.	.	0.4*	*	0.3	1.0	0.5	0.4	0.6*	0.1	2.1	0.6*	0.1*	0.3	0.2	.	0.2	0.2	
6	.	*	.	.	*	*	*	.	.	.	*	
7	.	*	.	.	*	*	*	.	.	.	*	
8	0.4	0.3*	0.8	1.0	0.3*	*	0.4	1.0	0.8	0.9	1.6*	0.9	0.6*	0.7	0.3*	1.3	0.9	1.0	0.4	1.0	
9	0.1	*	0.1	0.1	*	0.1*	0.3	0.3	0.5	0.4	0.5*	0.4	0.4	0.4	0.3*	0.8	0.1	0.9	0.3	0.9	
10	0.3	0.8*	0.7	0.5	0.8*	0.8*	0.8	1.7	1.5	1.4	2.3*	1.3	0.9	1.8	1.1*	1.5	1.8	1.0	1.5	1.6*	
11	.	*	.	0.1	0.1*	*	0.1	0.5	.	.	0.5*	.	0.2	0.2	0.2*	0.2	0.2	.	0.3	0.2	
12	.	*	.	.	*	*	*	.	.	0.1	*	
13	.	*	.	.	*	*	*	.	.	.	*	
14	.	*	.	.	*	*	*	.	.	.	*	
15	.	*	.	.	*	*	*	.	.	.	*	
16	.	*	.	.	*	*	*	.	.	.	*	
17	.	0.3*	.	0.3	0.2*	0.4*	.	0.5	0.1	.	0.1*	0.1	0.2	.	*	.	0.1	0.3	0.1	.	
18	.	0.4*	1.0	0.2	0.4*	*	0.3	.	0.4	.	*	.	0.6	.	*	.	0.2	0.4	.	.	
19	.	*	.	.	*	*	0.2	.	.	.	*	.	.	0.2	*	
20	4.4	4.9*	4.1	4.8	3.7*	2.6*	1.5	4.3	3.5	1.1	3.6*	2.0	4.4	2.8	3.3*	3.0	2.8	1.2	2.1	1.5	
21	20.0	24.3*	21.4	24.9	17.3*	27.0*	18.5	18.5	17.5	13.2	17.1*	18.2	16.4	17.1	16.8*	19.3	15.5	16.4	13.7	17.0	
22	1.2	0.4*	0.8	4.0	3.5*	1.9*	0.9	0.5	0.3	.	1.1*	0.7	0.6	0.4	0.3*	0.6	0.3	0.9	0.2	1.5	
23	5.7	8.3*	5.2	6.9	6.6*	10.5*	3.8	5.1	7.3	2.3	3.3*	3.0	4.8	6.0	5.4*	4.0	6.0*	4.6	4.4	3.8	
24	2.8	3.7*	1.2	1.2	2.2*	3.3*	0.4	1.3	0.8	.	0.4*	0.5	0.8	0.5	0.4*	0.2	0.7	0.8	0.3	0.2	
25	4.6	6.0*	5.2	1.4	3.6*	2.6*	2.1	6.0	5.3	5.7	2.1*	5.0	4.8	5.7	6.2*	2.4	3.9	2.9	4.2	2.2	
26	2.7	4.0*	1.3	3.1	1.3*	0.5*	2.5	7.7	4.0	1.0	4.8*	7.2	3.4	4.6	3.9*	6.5	5.9	3.9	4.5	4.7	
27	8.7	5.2*	4.8	7.3	5.0*	5.0*	9.1	10.9	9.1	10.4	8.4*	9.9	8.4	11.5	9.0*	10.4	9.5	9.8	9.0	11.5	
28	0.1	*	.	.	*	*	*	.	.	.	*	.	0.2	.	.	0.2	
I	7.8*	7.3*	3.2	6.1	5.3*	3.6*	3.9	9.4	5.8	5.6	9.2*	6.6	8.6*	5.9*	5.2*	9.3	5.8	5.2*	7.9	7.9*	
NORM	20.5	21.6	22.4	22.3	20.5	20.5	.	25.0	21.1	18.4	24.0	22.5	21.2	21.0	19.9	22.2	21.9	19.4	21.1	19.1	
II	4.4	5.6*	5.1	5.4	4.4*	3.0*	2.1	5.3	4.0	1.1	4.2*	2.1	5.4	3.4	3.5*	3.2	3.4	1.9	2.5	1.7	
NORM	17.1	17.9	17.2	21.6	21.7	18.0	.	22.0	19.3	19.3	21.3	21.9	19.0	21.0	18.2	19.4	20.4	17.7	20.2	17.8	
III	45.8	51.9*	39.9	48.8	39.5*	50.8*	37.3	50.0	44.3	32.6	37.2*	44.5	39.2	45.8	42.0*	43.4	42.0*	39.3	36.3	41.1	
NORM	13.3	13.3	13.4	16.6	15.4	12.1	.	15.5	12.7	12.2	13.9	13.8	13.7	12.3	11.7	13.9	12.4	12.0	11.9	11.6	
MND	58.0	64.8	48.2	60.3	49.2	57.4	43.3	64.7	54.1	39.3	50.6	53.2	53.2	55.1	50.7	55.9	51.2	46.4	46.7	50.7	
NORM	50.9	52.8	53.1	60.6	57.5	50.6	.	62.5	53.1	49.9	59.2	58.2	53.9	54.3	49.8	55.5	54.8	49.0	53.3	48.5	

DISTRICT 6													DISTRICT 7									
NR	354	358	361	362	664	665	668	670	672	675	681	687	225	229	426	435	437	438	439	442		
DAG	DE DEMS VAART	ROU VEEN	TUB BERGEN	RUINER WOLD	AL MELO	EN SCHEDE	HENGE LO (OV)	TWEN THE	HELLEN DOORN	WEER SELO	LET TELE	HOL TEN	OVER VEEN	ZAND VOORT	ZOE TER MEER	HEEM STEDE	LIJN DEN	HOOFD DORP	ROELOF ARENDS VEEN	BOS KOOP		
1	.	0.3	0.3	0.1	0.4	.	.	0.4	1.8	1.2	3.6*	1.2	1.2	1.5	2.4*	2.5		
2	0.9	2.8	0.2	.	1.3	0.1*	1.0	0.1	0.4	0.9	2.7	0.5	5.9	4.2	3.1*	4.2	7.9	5.9	7.3*	7.8		
3	2.3	1.9	3.8	2.9*	1.8	3.6*	2.8	1.9	2.1	1.4	2.8	2.2	2.3	5.2	2.8*	5.2	2.7	4.9	2.8*	4.5		
4	.	0.2	.	.	0.3	0.2*	0.2	.	0.2	0.6*	1.0	0.4	0.8	1.0*	0.2		
5	0.3	0.2	0.3	0.5*	0.5	.	1.2	0.4	0.6*	0.3	0.5	0.3	2.6*	1.7	2.0*	1.9	0.6*	1.6*	0.7*	0.2		
6	0.3	
7	0.2	
8	1.5	0.7	.	0.5*	0.2	1.0*	0.5	1.0	1.5	0.3	0.4	1.2	0.1	0.3	0.4*	.	.	0.4	0.2*	.		
9	0.7	0.5	0.2	0.5*	0.1	0.4*	0.2	0.4	0.5	0.7	0.2	0.3	0.1		
10	1.7	1.8	1.1	2.1*	2.0	0.9*	1.6*	2.0	2.6*	1.9	1.2	1.7	0.3	0.2	0.3*	0.1	0.5	0.4	0.3*	0.2		
11	0.2	.	0.2	.	0.2	.	.	0.2	0.8	0.2	0.4	0.1		
12	
13	0.1	
14	0.1	
15	
16	0.1	
17	0.3	0.3	0.3	0.2	0.1	0.4	0.2	0.1	.	0.2	0.2*	.	0.3	0.4	0.2*	.		
18	.	0.3	0.2	0.6	0.4*	
19	0.2	0.1	
20	2.8	4.0	1.0	6.1*	1.4	1.3*	1.4	1.2	2.3	1.2	2.8	1.7	8.9	7.4	6.6*	7.8	7.1	7.8	6.4*	6.4		
21	17.7	21.1	15.5	16.2*	15.4	19.9*	16.9	17.9	14.1	15.0	16.5	14.7	19.1	16.9	26.8*	21.2	20.6	21.2	18.0*	27.7		
22	1.2	0.4	.	0.5*	0.5	3.1*	3.0	2.6	0.8	0.3	2.3	2.0	4.6	4.0	1.0*	5.8	6.9	2.7	0.9*	1.3		
23	5.8	5.0	2.6	5.1*	1.5	3.1*	2.3	2.1	3.6	3.0	3.4	2.8	8.8	6.1	7.5*	6.4	6.1	8.1	7.4*	5.3		
24	1.0	0.6	1.6	1.8*	2.0	0.4*	0.2	0.4	0.5	0.5	1.2	0.5	2.2	0.6	3.0*	1.3	1.2	1.1	2.0*	1.6		
25	5.5	4.6	5.6	2.2*	4.5	5.8*	5.0	6.0	5.5	4.2	3.5	4.7	1.6	1.0	0.6*	1.3	1.4	1.2	1.3*	1.8		
26	4.2	3.5	2.0	2.3*	1.6	1.2*	0.8	0.7	2.8	1.4	1.3	1.4	.	.	0.9*	1.6	1.4	2.3	1.6*	1.7		
27	11.6*	8.9	12.4	9.3*	11.7	15.3*	11.6*	10.6*	10.7	12.0	8.7	10.3	9.3	9.5	8.4*	9.0	8.5	8.6	6.6*	6.9		
28	.	.	0.2	.	.	.	0.2	0.2	0.1	0.2	.	0.1	0.1	
I	7.4	8.4	5.6	6.5*	6.2	6.2*	7.6*	5.9	8.1*	5.5	7.8	6.8	13.0*	13.2	12.8*	13.6	13.3*	15.5*	14.7*	15.8		
NORM	22.2	22.9	19.9		20.5	19.8	20.1	20.1	22.1	19.2	19.3		22.5	20.5		22.4	22.6	23.6	22.4	24.6		
II	3.3	4.6	1.2	6.1*	1.6	1.3*	1.7	1.8	3.4	1.8	3.4	1.9	9.0	8.4	7.2*	7.8	7.4	8.2	6.6*	6.5		
NORM	20.6	19.6	19.7		20.6	20.9	20.3	21.1	20.4	19.4	18.8		16.3	14.4		16.4	16.6	17.1	16.7	18.5		
III	47.0*	44.1	39.9	37.4*	37.2	48.8*	40.0*	40.5*	38.1	36.6	36.9	36.5	45.6	38.1	48.2*	46.6	46.1	45.2	37.8*	46.4		
NORM	13.5	14.1	11.9		12.6	13.1	12.7	13.2	12.9	12.1	11.9		13.8	12.6		13.7	14.0	14.8	14.4	15.4		
MND	57.7	57.1	46.7	50.0	45.0	56.3	49.3	48.2	49.6	43.9	48.1	45.2	67.6	59.7	68.2	68.0	66.8	68.9	59.1	68.7		
NORM	56.3	56.6	51.5		53.8	53.9	53.2	54.5	55.3	50.7	50.0		52.6	47.5		52.5	53.2	55.5	53.5	58.5		
DISTRICT 7																						
NR	443	444	449	450	453	454	455	456	458	461	463	464	467	470	474	477	479	480	481	482	483	
DAG	GOUDA	KAT WIJK	DELFT	NU MANS DORP	BERG SCHEN HOEK	LISSE	STRIJ EN	OOST VOORNE	AALS MEER	BAREN DRECHT	N.HEL VOET	BRIEL LE	POORTU GAAL	ZEG VELD	VALKEN BURG VK	H.VAN H'LAND M'PAD	MAAS LAND	HON DIJK	VOOR SELERSSCHO TEN	HENDRIKIM- IDO AMPEN AD BACHT LEK		
1	5.5	3.0	9.4	2.6*	8.5	3.8*	2.6*	4.7	1.2*	2.0	6.3	6.6*	2.9	2.4*	4.1	6.3	4.5	5.6*	3.9	2.0	9.5*	
2	6.3	3.2	2.9	3.1	5.5	7.7*	2.5	3.5	6.5*	3.4	4.2	3.8	4.1	7.3*	7.0	3.2	2.6*	2.2*	4.9	3.6*	4.1*	
3	3.3	4.0	4.5	4.9	3.9	3.0*	3.8	7.7	3.7*	2.4	5.2	5.2	3.4	3.3*	6.9	3.8	4.3	2.4*	3.6*	3.4	3.9*	
4	.	1.0	0.5	0.6*	1.7	1.0*	0.4	0.2	.	0.1	0.2	0.2	0.9	.	0.7	.	.	.	0.3	0.2	0.4*	
5	0.2	0.9	3.8	3.4	3.1	0.3*	2.3	0.6*	0.3*	1.8	0.9	1.0	2.9	2.4*	6.1	0.6*	2.4	0.9*	4.5	0.4	0.4*	
6	0.1	0.1	0.1	.	.
7
8	0.1	0.2	0.3	0.1	0.4	.	.	0.3	0.1*	0.4	0.3*	0.4	0.4	.	0.3	0.8	.	.	1.0	.	0.4*	
9
10	0.1	0.1	0.2	0.4	0.3	.	0.1	.	0.3*	0.2	0.1*	.	0.1	.	.	.	0.3	.	0.1	.	0.2*	
11	0.1	0.1	.	.
12
13	0.2
14
15	.	.	.	0.2	.	.	0.1	.	.	.	0.3*	.	0.1	.	.	.	0.1	.	0.1	0.1	.	.
16	0.2	0.2*
17	.	0.1	0.1	0.3*	.	.	0.3	0.1	.	.	0.2	0.1	.	.	.	0.1*	
18	0.3	.	0.3	0.1	0.3	0.1*	0.3	.	0.1*	0.2	0.4	.	.	0.1*	0.2	.	0.2*	
19	.	.	.	0.1
20	5.4	8.0	7.5	4.4	7.8	11.5*	3.4	5.8	6.4*	6.0	7.0*	7.8	6.5	7.2*	12.7	8.3	12.5	8.4*	9.5	4.1	6.7*	
21	19.4	22.0	21.2	21.2	28.0	24.4*	22.6	23.9	21.5*	26.2	22.0*	20.8	24.1	25.2*	27.3	18.0	20.5	19.7*	22.9	26.4	23.8*	
22	1.8	0.5	1.0	2.3	0.5	3.0*	3.1	1.8	2.9*	4.0	2.0*	1.4	4.2	2.2*	0.6	0.5	1.7	1.0*	2.5	7.2	6.5*	
23	6.5	8.0	10.0	4.4	8.9	7.5*	2.4	10.3	8.7*	4.5	5.5*	7.4	5.1	7.2*	9.7	6.6	14.1	10.3*	7.1	4.5	6.8*	
24	0.8	1.5	0.9	0.2	1.4	0.9*	0.2	0.1	1.0*	0.3	0.3*	0.5	0.5	1.3*	4.1	0.5	0.4	0.4*	2.6	1.0	0.8*	
25	1.9	0.8	1.1	1.8	2.6	1.5*	1.7	1.1	1.0*	1.7	0.5*	1.0	1.8	1.9*	1.1	0.4	3.7	0.6*	1.0	3.5	2.3*	
26	2.3	2.1	1.0	2.3	2.5*	2.7*	3.1	1.5	1.8*	2.7	2.5*	2.4	4.8	1.9*	3.1	1.2	1.3	0.6*	2.7	4.8	5.3*	
27	6.5	8.0	9.9	7.7	8.7	8.1*	6.8	12.8	7.8*	8.3	9.0*	10.5	8.7	8.2*	8.9	10.5	12.1	9.5*	9.3	8.2	10.0*	
28	0.2	.	.	0.1	.	.	0.1	0.1	.	.	.	0.3	0.3	0.3	0.2	0.5*	
I	15.5	12.4	21.6	15.1*	23.5	15.8*	11.7*	17.0*	12.1*	10.3	17.2*	17.2*	14.8	15.4*	25.1	14.7*	14.1*	11.1*	18.3*	9.7*	18.9*	
NORM	24.7	22.4	25.4	23.4	24.8	20.6	21.9	23.1	22.2	26.3	20.8	24.1	23.8	21.6	22.5	22.7			23.5	25.0	26.9	
II	5.9	8.1	7.9	4.8	8.1	11.6*	3.9	6.0	6.8*	6.2	7.3*	8.1	6.7	7.2*	13.1	8.5	12.7	8.5*	9.9	4.2	7.2*	
NORM	18.7	17.1	17.9	18.2	18.8	16.2	16.9	16.4	16.8	20.3	15.8	17.1	18.6	15.9	17.2	15.0			17.6	19.3	21.2	
III	39.4	42.9	45.1	40.0	52.6*	48.1*	40.0	51.6	44.7*	47.7	41.8*	44.3	49.5	47.9*	54.8	37.7	53.8	42.1*	48.4	55.8	56.0*	
NORM	14.4	14.5	15.3	15.0	15.3	14.0	14.0	15.4	14.2	16.2	14.1	15.6	15.3	12.6	14.8	13.9			15.0	15.6	17.3	
MND	60.8	63.4	74.6	59.9	84.2	75.5	55.6	74.6	63.6	64.2	66.3	69.6	71.0	70.5	93.0	60.9	80.6	61.7	76.6	69.7	82.1	
NORM	57.8	54.0	58.6	56.5	58.9	50.7	52.8	54.9	53.2	62.8	50.7	56.8	57.6	50.2	54.5	51.7			56.2	60.0	65.5	

FEBRUARI 2015

NEERSLAG 8-8 UUR (MM)

DISTRICT 7						DISTRICT 8															DISTRICT 9		
NR	548	559	561	563	572	328	329	336	350	509	510	514	523	541	542	543	546	547	557	558			
DAG	LOENEN					WAPEN					VAAS					WIJK					HENGEL		
	A/D	VLEU	BEN	AB		HEERDE	VELD	OLDE	ELBURG	DOORN	VAAS	EPE	STEDE	ARNHEM	PUT	APEL	WOUDEN	NIJ	EER	LUN			
	VECHT	TEN	SCHOP	WEESP	COUDE			BROEK			SEN		B/DUUR	TEN	DOORN	BERG	KERK	BEEK	TEREN				
1	1.6*	1.5	5.7*	1.9	1.3	.	0.2	0.5	.	1.5	0.2	.	1.0	1.4	0.4	0.1	0.9	0.2	0.2	0.9			
2	7.0	7.0	6.8*	3.6*	6.5	1.1	0.7	0.5	0.6*	6.3	0.5	.	5.2	1.9	2.1	1.4	2.9	4.1	1.6*	1.5			
3	3.2	2.7	2.7*	1.7	3.6*	3.6*	3.6*	3.5	4.3	1.0	5.3	4.9	0.7	1.1	0.4	2.2	1.0	0.8	0.5	2.3			
4	0.2	0.2	0.4*	0.6*	0.4	0.2	.	0.2	.	.	0.1	0.1	0.2	.	.			
5	1.5	1.3	2.7*	0.8	1.7	0.4	0.4	0.2	2.2	.	0.9	0.7	.	.	1.2	0.8	0.1	0.3	0.4	0.9			
6	0.1	.	.	0.1	0.1			
7	0.2	.	.	0.1	.	.			
8	0.2	0.1	0.2*	.	0.1	0.4	0.6*	0.4	0.2	.	0.4	0.4	.	0.4	0.9	.	0.4	0.1	0.1	0.3			
9	0.5	0.4	.	.	.	0.2	0.3	.	0.2	.	3.0	.	0.3	.	.			
10	0.4	0.5	0.1*	0.2	0.4	0.6*	1.5	0.9	0.6*	2.0	1.2	1.2	1.6*	2.5	2.2	0.5	0.9	1.1	0.8	0.9			
11	0.2	.	0.1	0.1	.	0.2	0.2	0.2	.	.	0.3	0.1			
12		
13		
14		
15		
16	0.2		
17	0.3	.	0.1*	0.1	0.3	0.3	0.3	0.3	0.3	.	.	.	0.1	0.2	0.3	.	0.2	0.2	0.2	.			
18	.	.	.	0.4	0.1	0.2	0.4	.	0.8	.	0.2	.	.	0.2	0.5	0.1	0.2	0.2	.	0.6			
19	.	.	0.4*	.	0.1	0.2	0.3	0.1		
20	6.5	4.7	4.6*	6.1	6.6	2.5	3.1	3.9	2.7	4.5	4.4	3.5	4.7	3.0	3.7	4.0	4.5	2.1	4.4	2.0			
21	25.3	20.5	21.0*	23.5	26.3	18.1	19.3	16.1	17.2	22.3	19.0	18.0	18.6	19.6	19.6	17.5	23.5	19.7	19.9	20.0			
22	3.1	4.5	3.0*	6.7	6.1	0.5	0.7	0.9	0.5	3.2	1.7	0.6	5.0	6.0	5.5	3.9	7.8	5.1	5.5	7.1			
23	5.6	3.7	6.3*	7.0	3.6	4.8	5.1	6.0	5.5	4.0	5.0	5.0	5.8	5.5	6.3	4.9	7.3	3.4	7.6	7.5			
24	1.3	1.4	0.6*	1.1	1.2	0.2	0.5	0.2	1.0	0.5	0.4	0.5	0.2	0.3	0.5	1.4	1.2	0.5	0.6	1.1			
25	3.1	5.7	2.8	1.2	1.5	6.2	6.1	3.1	5.3	0.6	4.3	8.3	0.7	0.8	4.7	4.7	1.9	4.2	1.2	1.5			
26	2.4	2.1	1.4	1.9	2.1	2.4	3.0	3.0	3.3	2.0	0.5	2.4	1.8	1.4	2.1	1.7	2.5	1.6	2.6	2.6			
27	6.4	6.0	6.3	7.6	6.4	8.4	8.3	5.9	5.2	6.1	5.9	6.2	6.5	10.5	6.5	4.4	8.0	6.0*	7.4	6.9			
28	0.2	0.2	0.3	0.2	0.1	0.2	.	0.1	0.1	0.2	.	.		
I	14.2*	13.3	18.6*	8.9*	14.0*	6.8*	7.4*	6.2	7.9*	10.8	8.9	7.5	8.5*	7.5	7.4	8.0	6.3	6.9	3.9*	6.8			
NORM	24.4	22.4	23.0	24.3	24.3	21.7	22.8	24.5	20.4	22.2	25.0	24.5	21.4	25.9	24.0	26.7	23.6	23.5	24.5	23.8			
II	6.8	4.7	5.1*	6.6	7.1	3.2	4.3	4.3	4.0	4.5	4.7	3.6	4.8	3.6	4.7	4.3	4.9	2.5	4.9	2.7			
NORM	18.9	17.9	18.8	18.0	17.8	19.4	20.9	21.3	18.7	26.7	23.2	22.3	19.0	23.2	21.2	24.1	21.1	19.8	22.7	21.1			
III	47.2	43.9	41.4*	49.0	47.4	40.8	43.3	35.4	38.0	38.7	36.8	41.0	38.6	44.2	45.4	38.5	52.3	40.6*	45.0	46.7			
NORM	14.5	12.9	13.7	14.4	14.2	12.6	13.6	13.4	12.8	17.2	14.5	14.2	12.5	16.3	14.0	15.4	13.7	13.2	14.7	14.1			
MND	68.2	61.9	65.1	64.5	68.5	50.8	55.0	45.9	49.9	54.0	50.4	52.1	51.9	55.3	57.5	50.8	63.5	50.0	53.8	56.2			
NORM	57.8	53.1	55.6	56.8	56.3	53.7	57.3	59.2	51.9	66.1	62.8	61.0	53.0	65.3	59.2	66.2	58.4	56.5	61.9	59.0			
DISTRICT 8						DISTRICT 9																	
NR	560	564	565	567	570	571	573	576	578	579	580	582	583	591	593	595	596	588	645	663			
DAG	AME	HULS	VOORT	KOOT	ELS	HARS	BEEK	SPA	VEE	BARNE	HA	WAGE	DEE	LAREN	SOEST	EEMNES		DUI	HENGEL				
	RONGEN	HORST	HUI	WIJK	PEET	KAMP	BERGEN	KEN	NEN	VELD	MERS	NINGEN	LEN	LAREN	SOEST	EEMNES		VEN	LO	LOCHEM			
			ZEN	WIJK				BURG	BEK	DAAL	VELD	VELD	PD	LEN	LAREN	SOEST	EEMNES		VEN	(GLD)			
1	0.5	0.2	0.8	0.4	0.5	2.9	.	1.5	2.0*	2.1	0.6*	1.4	0.2	0.4	0.6*	1.7	0.7	0.3	0.3	0.2			
2	3.2	1.2	2.4	1.7	1.2	2.1	0.2	1.6*	1.5*	2.2	1.5*	2.4	4.7	2.6*	3.5	2.4	1.0	3.9	0.9	2.8			
3	1.7	2.0	0.5	1.7	1.2	0.2	2.4	0.8	0.5*	1.8	1.8*	1.2	2.0	1.4	0.2	1.1	1.4	1.2	1.6*	7.2			
4	.	.	0.1	0.4	0.3	0.1	0.1*	.	.	.	0.1	.	.	.	0.1	0.6*			
5	0.3	5.7	0.5	0.1	5.2	3.4	0.8	.	0.7*	0.6*	0.1*	.	1.4	0.5	1.0	.	0.6*	1.5	0.6*	0.7			
6	.	.	.	0.3	0.3	0.4	0.2	.	0.2	.	.	0.1	.	.			
7	.	.	.	0.6*	0.1			
8	0.1	0.5	0.4	0.1	0.4	0.7	.	0.2	0.6*	0.2	0.1*	.	0.2	0.5	0.2	0.5	0.4	0.1	0.7	0.6*			
9	.	0.1	.	0.7	0.4	0.2	0.4	.	.	.	0.1*	.	0.2	0.3	.	0.1	.	0.2	0.4*	0.3			
10	0.7	1.0	1.6*	2.8	2.0	2.9	2.0	0.6*	2.1*	1.1	0.7*	0.7	1.0	3.3	0.5	0.3	0.5	1.1	0.5*	1.1			
11	0.3	0.1	0.1	0.3	0.4	0.2	.	0.2	0.3*	.	.	0.2	0.3	0.4	.	.	.	0.2	.	0.3			
12		
13		
14		
15		
16		
17	.	0.1	.	.	0.2	0.2	.	0.1	0.3*	0.1	0.1*	.	0.1	.	.	0.3	0.1	0.2	0.2	.			
18	.	0.3	0.3	0.4	0.2	0.1	.	.	0.4*	0.3	0.4*	.	0.2	0.5	0.2	0.3	0.2	0.3	.	.			
19	.	0.2	.	0.1	0.1	.	0.2	0.5	0.2	0.1	.	.	0.1	.			
20	2.9	3.5	2.8	3.1	3.5	3.4	4.4	4.8	2.5*	2.7	3.8*	3.5	2.8	3.5	5.4	4.8	4.1	2.6	2.2	3.3			
21	16.4	19.3	19.0	19.4	19.6	27.0	18.6	17.1	18.3*	18.7	23.1*	17.2	17.4	20.0	27.4	22.2	27.3	13.7	16.5	16.0			
22	1.4	2.8	7.1	3.9	2.2	7.2	3.2	3.8	6.9*	11.1	5.5*	7.5	2.8	8.5	5.9	4.4	5.3	5.7	2.4	4.8			
23	3.3	6.0	6.3	6.9	5.2	4.4	6.3	8.3	5.4*	4.0	7.9*	5.9	5.3	6.9	5.7	6.2	5.5	4.3	4.9	4.6			
24	0.7	0.2	0.5	0.6	0.2	0.2	2.3	0.1	0.3*	0.3	1.8*	0.6	0.8	0.8	4.5	1.4	4.3	1.5	0.6	0.3			
25	1.5	3.7	6.1	5.0	6.0	7.0	5.8	5.1	0.5*	1.4	6.5*	1.5	0.6	2.1	2.2	3.5	2.3	1.2	2.9	1.4			
26	2.2	1.0	4.0	3.6	1.3	3.2	3.7	1.4	1.4*	1.6	2.5*	2.5	1.6	2.5	2.4	3.4	1.6	1.6	1.4	2.6			
27	9.2	6.0	7.7	6.7	5.8	6.4	6.1	5.7	8.8*	6.4	6.9*	5.5	8.6	8.5	7.4	6.4	6.6	7.4	8.4	8.7			
28	0.4	0.1	.	.	.	0.2	.	.	.	0.2	0.1*	.	0.2	.	.	0.3	0.2	.	0.2	.	.		
I	6.5	10.7	6.3*	8.8*	11.5	12.8	5.8	4.7*	7.4*	8.2*	5.0*	5.7	9.9	9.0*	6.3*	6.1	4.6*	8.4	5.1*	13.5*			
NORM	22.6	22.3	22.9	23.8	24.8	22.7	26.6	23.5	25.4	23.8	24.1	25.3	23.6	24.7	25.6			22.5		20.8			
II	3.2	4.2	3.2	3.9	4.4	3.9	4.6	5.1	3.5*	3.1	4.3*	3.7	3.6	4.4	5.6	5.5	4.4	3.3	2.5	3.6			
NORM	19.7	19.1	19.9	21.4	22.9	20.4	24.2	19.8	22.2	19.9	21.3	22.3	19.7	23.2	20.1			19.2		19.0			
III	35.1	39.1	50.7	46.1	40.3	55.6	46.0	41.5	41.6*	43.7	54.3*	40.7	37.3	49.3	55.5	47.8	53.1	35.4	37.3	38.4			
NORM	13.4	12.7	13.1	13.8	14.7	13.4	16.0	13.5	14.8	14.0	13.8	14.5	13.7	14.7	15.1			12.7		12.5			
MND	44.8	54.0	60.2	58.8	56.2	72.3	56.4	51.3	52.5	55.0	63.6	50.1	50.8	62.7	67.4	59.4	62.1	47.1	44.9	55.5			
NORM	55.7	54.1	55.9	59.0	62.4	56.4	66.7	56.9	62.3	57.8	59.2	62.2	57.0	62.5	60.8		</						

DISTRICT 9															DISTRICT 10					
NR	666	667	669	673	674	678	679	680	682	683	684	686	688	689	434	465	539	549	562	569
DAG	WIN TERS WIJK	DOETIN CHEM	BOR CULO	GEN DRIN GEN	REKKE NALMEN	HERWEN	AAL TEN	MAR KELO	LICH TEN VOORDE	LIE VELDE	WOOLD	HUP SEL	DEVEN TER	GROOT AMMERS	OUD AL BLAS	NIJ MEGEN	CULEM BORG	TIEL	HEU MEN	
1	1.9	0.3	0.3	.	.	.	0.2	0.5	0.2	0.5	0.6*	0.5	0.2	.	2.2	2.0	0.6*	2.7	1.1	1.5
2	1.6*	0.9	1.7	0.4	1.0	2.1	1.9	1.8	1.2	1.7	1.8	1.9	1.3	1.2	4.9	4.5	1.7	5.1	3.4	3.1
3	5.6*	.	5.1	0.4	4.6*	3.4	0.4	3.7	3.1	6.4	2.9	4.4	3.7	0.7	5.5	4.1	3.1	4.5	0.9	1.8
4	0.6*	.	.	.	0.2	.	.	0.3	0.2	.	0.3	2.1	.	.	.	0.1
5	0.9	1.0	0.7	0.5	2.1	0.1	0.7	1.3	0.6*	1.0	0.8	0.3	1.8	1.9	1.8	0.4	0.5	0.4	0.4	0.6*
6	0.1	0.2	0.2	.	0.1	0.2	.
7
8	0.2	0.8	1.0	0.4	0.3	0.5	0.2	0.2	1.9	0.3	0.4	0.4	.	0.9	0.1	.	0.4	0.1	.	0.1
9	0.5	0.2	0.5	0.8	0.6*	0.5	0.1	1.0	0.6*	0.7	0.6*	0.7	0.5	0.5	0.3
10	0.9	0.5	0.9	1.1	1.4	0.8	0.8	1.4	1.5	0.7	1.1	1.3	1.2	1.1	.	.	1.2	0.8	0.5	1.4
11	.	0.2	0.2	.	.	0.3	0.2	0.2	0.2	0.2	0.2	0.2	.	0.3	.	.	0.4	0.1	.	0.5
12	0.2
13	0.2	0.1
14	.	0.2	0.2	.	.	0.1
15
16
17	0.2	0.3	.	.	.	0.2	0.2	0.1	0.1	.	0.3	0.2	.	.	.
18	0.3	.	0.4	0.3	0.1	.	0.2	0.2	.	0.3	0.1	0.3
19	.	0.2	0.1
20	0.9	1.7	1.6	1.9	2.4	2.5	1.9	1.5	2.3	1.5	1.1	1.7	2.4	2.6	5.0	4.5	2.7	3.7	2.9	1.9
21	18.2	15.5	18.7	13.3	18.9	13.8	13.0	17.0	15.3	19.0	20.1	17.7	19.4	16.5*	23.6	24.5	12.4	17.1	15.1	13.9
22	3.2	3.7	3.4	4.2	3.6	1.9	2.8	3.5	2.9	2.0	2.1	5.4	1.9	2.6	2.6	4.2	2.1	2.4	2.7	2.5
23	3.7	4.8	3.8	4.6	4.5	5.5	5.4	4.0	6.2	4.0	5.2	4.5	3.2	3.7	5.6	4.6	4.6	4.8	5.9	5.3
24	1.1	5.5	1.2	0.5	1.9	2.0	0.7	1.0	0.3	2.0	0.8	3.1	1.7	1.1	0.4	2.0	0.4	0.4	1.0	0.3
25	0.8	0.7	3.8	1.0	1.0	2.0	1.4	0.7	7.9	1.0	1.3	2.1	1.5	3.8	0.9	1.4	3.1	0.9	2.9	3.5
26	1.2	0.5	2.4	1.8	3.7	3.0	2.2	1.1	1.9	0.8	0.9	0.9	1.8	1.7	3.0	3.3	3.9	2.7	3.1	2.1
27	9.1	8.0	8.1	8.0	12.5	9.0	7.4	9.5	13.6*	7.5	8.8	11.8	9.9	7.6	7.5	8.0	6.8	6.4	7.5	7.4
28	0.2	0.2	0.1	.	0.3	0.4	.	0.2	.	0.3	0.2	0.2	.	.	0.1	0.2
I	12.3*	3.7	10.2	3.6	10.2*	7.4	4.3	10.4	9.5*	11.3	8.6*	11.6	8.7	6.3	14.5	11.1	7.5*	13.6	6.5	8.8*
NORM	19.6	22.6	20.1	18.5	18.8	19.3	22.5	22.1	20.0	20.7	20.1	24.1	.	20.0	25.0	25.7	20.8	22.0	21.9	21.5
II	1.8	2.6	2.2	1.9	2.4	3.0	2.3	2.2	2.7	1.7	2.0	2.1	2.4	3.3	5.1	4.5	3.3	3.8	3.0	2.7
NORM	19.3	21.3	19.5	17.7	19.0	18.1	20.0	20.7	19.1	19.3	19.3	21.4	.	20.0	19.2	20.3	18.1	17.3	19.1	19.5
III	37.5	38.9	41.5	33.4	46.4	37.6	32.9	37.0	48.1*	36.6	39.4	45.7	39.4	37.0*	43.7	48.2	33.3	34.7	38.2	35.0
NORM	12.3	13.6	13.2	11.7	12.0	11.6	13.3	13.0	12.2	13.2	13.0	13.5	.	12.2	13.7	15.1	12.8	12.4	13.4	13.3
MND	51.6	45.2	53.9	38.9	59.0	48.0	39.5	49.6	60.3	49.6	50.0	59.4	50.5	46.6	63.3	63.8	44.1	52.1	47.7	46.5
NORM	51.2	57.5	52.8	47.8	49.8	49.0	55.8	55.8	51.2	53.2	52.4	59.1	.	52.2	57.9	61.1	51.8	51.6	54.4	54.3
DISTRICT 10															DISTRICT 11					
NR	584	589	830	835	836	840	910	917	446	447	462	471	705	733	735	736	737	738	740	741
DAG	GELDER MALSEN	ZET TEN	HER WIJNEN	ANDEL	GORIN CHEM	NIEU WEN DIJK	AMMER ZODEN	ZALT BOMMEL	GOEDE REEDE	DEN BOMMEL	DIRKS LAND	OUD DORP POLDER	BRES KENS	V LIS SINGEN	KAPEL LE	BROU WERS HAVEN	KERK WERVE	BIER VLIET	ST KRUIS	STAVE NISSE
1	1.2	0.3	2.5*	0.8	1.3	1.5	1.1	2.7*	7.8*	5.1	6.3	7.5	10.1*	8.9*	8.5*	7.2	6.4	7.2	8.7	7.4
2	5.6*	2.4	6.2*	3.3	4.2	3.4	3.0	4.8*	5.0*	2.7	6.8	8.6*	3.8*	2.1*	6.0*	6.7	4.1	5.5	5.0	3.8
3	3.0	1.5	5.0*	5.8	6.1	1.2	5.3	3.3*	12.7*	5.0	15.4	7.0	0.4*	1.0*	7.6*	6.3	11.6*	0.4	3.0	11.7
4	.	.	*	3.5	.	0.4	.	0.6*	0.6*	0.2	0.3	.	0.1	0.4
5	0.2	2.5	1.1*	1.6*	3.1	6.4	0.6*	0.4*	.	2.5	1.2	.	0.4*	0.7*	1.5*	.	0.2	2.8	0.5	1.9
6	.	0.1	*	0.2	*	.	.	*	*	*	0.2
7	.	.	*	.	.	.	0.4	*	*	.	.	.	*	*	*
8	0.4	0.5	0.1*	*	0.7*	.	0.1	0.2	0.7*	0.8*	0.6*	0.3	0.3	0.4	0.3	0.6*
9	.	0.2	*	*	*	*	.	.	*	*	*	.	.	.	0.2	.
10	0.9	1.3	0.5*	0.3	.	.	.	1.2*	0.1*	0.3	0.2	0.2	0.2*	*	0.2*	0.1	.	0.3	0.2	0.3
11	0.1	0.2	0.1*	.	.	.	0.2	*	*	.	.	.	*	*	*
12	.	.	*	*	*	.	.	.	*	*	*
13	.	.	*	*	*	.	.	.	*	*	*
14	.	.	*	*	*	0.1	.	.	0.3*	0.2*	0.2*	.	.	.	0.4	.
15	.	.	*	*	0.4*	0.8	0.5	0.5	1.0*	1.8*	0.7*	.	0.2	1.4	0.2	0.6
16	.	.	*	*	*	.	.	.	*	*	*	.	.	.	0.1	.
17	.	0.2	*	*	*	0.4	0.2	0.2	0.2*	*	*	0.3	0.4	.	0.1	0.2
18	0.2	0.4	0.1*	0.3*	*	0.6	.	0.2	*	*	0.1*	.	0.2	.	0.2	.
19	.	.	*	*	*	.	.	.	*	*	*	.	0.1	.	0.1	.
20	3.4	2.1	3.0*	3.7	4.4	4.0	3.6	3.4*	7.7*	5.8	5.5	5.9	6.3*	6.3*	4.9*	5.5	4.8	4.9	4.8	5.1
21	16.4	12.7	16.0*	16.6	18.8	16.2	14.1	18.7*	22.6*	25.2	23.4	18.2	16.7*	15.3*	18.1*	21.8	21.9	16.5	16.8	22.4
22	3.0	2.5	3.2*	4.9	4.6	5.2	4.2	2.6*	1.6*	1.1	3.3	2.0	3.8*	1.5*	2.0*	4.7	0.8	0.9	1.5	2.3
23	4.3	4.9	3.3*	3.6	5.0	3.8	4.6	3.8*	8.6*	6.3	5.0	3.5	7.5*	5.0*	5.0*	4.0	6.3	6.9	6.8	5.7
24	0.3	0.3	0.6*	0.6	0.7	0.3	0.4	1.5*	0.2*	0.6	0.3	0.3	1.3*	1.0*	0.5*	.	0.6	0.8	2.5	0.4
25	2.6	1.1	3.8*	2.9	2.2	0.2	2.1	3.5*	0.6*	0.5	0.8	0.7	1.0*	*	0.7*	1.0	0.2	1.4	1.2	1.3
26	2.8	1.9	2.5*	2.6	3.8	6.2	2.6	2.0*	5.5*	1.4	2.5	2.7	0.7*	0.5*	1.6*	0.6	0.8	1.2	0.2	1.7
27	6.2	7.2	6.2*	5.9	6.7	5.2	7.1	5.8*	9.9*	7.7	9.6	9.0	9.3*	12.2*	9.6*	8.0	7.0	8.1	8.8	10.9
28	0.2	.	0.2*	0.5*	*	.	.	.	*	*	*	.	0.1	.	0.1	.
I	11.3*	8.8	15.4*	12.0*	14.7	12.5	10.4*	12.4*	26.3*	19.1	30.0	23.9*	15.6*	14.1*	25.0*	20.8	22.9*	16.6	18.0	26.3*
NORM	22.6	21.9	23.0	23.4	24.2	24.6	22.4	22.5	21.6	22.9	21.9	21.3	19.5	.	23.2	21.7	21.4	20.4	21.3	22.3
II	3.7	2.9	3.2*	3.7	4.4	4.0	3.8	3.7*	8.1*	7.7	6.2	6.8	7.8*	8.3*	5.9*	5.8	5.7	6.3	5.9	5.9
NORM	18.7	20.1	18.6	19.8	19.8	19.7	18.6	18.7	15.2	17.7	16.1	14.2	16.3	.	19.1	15.8	16.6	17.6	18.1	18.9
III	35.8	30.6	35.8*	37.1	41.8	37.1	35.1	38.4*	49.0*	42.8	44.9	36.4	40.3*	35.5*	37.5*	40.1	37.7	35.8	37.9	44.7
NORM	13.1	13.4	13.5	13.8	15.0	14.7	13.1	13.3	14.3	15.3	14.0	13.7	14.4	.	14.4	13.9	14.3	15.4	15.4	15.0
MND	50.8	42.3	54.4	52.8	60.9	53.6	49.3	54.5	83.4	69.6	81.1	67.1	63.7	57.9	68.4	66.7	66.3	58.7	61.8	76.9
NORM	54.3	55.4	55.1	57.0	59.1	59.0	54.1	54.5	51.2	56.0	51.9	49.2	50.1	.	56.7	51.4	52.3	53.3	54.8	56.3

FEBRUARI 2015

NEERSLAG 8-8 UUR (MM)

DISTRICT 11

NR	742	743	744	746	747	749	750	751	752	754	755	756	757	758	760	761	762	763	764	767	770	
DAG	TER NEU ZEN	NOORD GOUWE	ANNA JACOBA POLDER	WEST KAPEL LE	KRAB BEN DIJKE	WILHELMINA DORP	RIL LAND	VROU WEN POLDER	HAAM STEDE	OVE ZANDE	KORT GENE	MIDDEL BURG	THOLEN	WOL PH'RTS DIJK	'S HEE REN HOEK	PHI LIP PINE	SCHOON DIJKE	CAD ZAND	KLOOS TER ZANDE	KA PELLE BRUG	WEST DORPE	
1	7.5	7.5	9.0	11.2	7.3	7.7	4.8	8.3*	9.5*	8.6*	8.7	7.8*	5.8	9.7	9.1	5.4	5.8	9.7	5.5	5.5	7.3	
2	6.7	7.3	8.1	5.5	6.9	6.1	6.7	4.0*	5.9*	6.3*	5.5	3.7*	7.3	8.3	6.1	7.3	6.6*	4.5	6.4	8.4	6.9	
3	1.0	7.0	11.0*	0.7	12.3	5.9	12.8	0.9*	5.0*	0.9*	4.0	1.1*	7.0	3.8	1.3	1.5	0.7	2.3	3.5	2.7	1.5	
4	0.9	.	0.7	0.3	1.5	0.8	4.4	1.4*	0.3*	0.1*	0.5	1.8*	2.1	0.9	0.9	.	.	.	1.7	.	1.5	
5	1.3	0.8	1.3	0.5	1.8	0.8	1.1	0.3*	.	1.1*	1.5	0.4*	1.2	1.6*	2.1	1.2	1.3	.	1.5	2.6*	1.1	
6	0.3	.	.	.	0.4	.	0.2
7
8	0.5	1.0	.	0.2	.	0.6*	0.1	0.2*	0.2*	1.1*	.	0.4*	0.3	.	0.3	1.6*	0.5	.	0.3	0.4	0.2	
9	0.4*	1.7*	0.1	.	.
10	.	0.1	0.1	0.1	0.2	.	0.1	0.1*	0.3*	.	.	0.2*	0.3	.	.	0.2	0.5	0.1
11	0.1*
12
13
14	0.1	0.1	0.2	0.1	.	.	.	0.3*	0.2*	0.2*	.	0.1*	.	.	0.2	0.2	0.3	0.2	0.1	0.7	.	
15	1.5	0.5	.	0.9	0.8	0.8	1.3	0.5*	.	0.9*	0.7	0.6*	0.9	0.6	1.2	1.3	1.4	1.0	0.8	1.7	2.3	
16
17	0.2	0.3	0.4	0.2	.	.	.	0.1*	0.2*	.	.	0.1*	.	.	.	0.2	0.4	
18	.	.	0.2	0.1	.	.	0.2	.	.	0.2*	.	.	0.3	.	0.1	.	.	.	0.1	.	0.2	
19	.	.	0.2	0.3	.	
20	2.7	5.0	4.9	5.7	4.4	5.1	4.1	9.2*	6.7*	5.2*	5.2	6.0*	4.8	5.5	3.3	5.6	4.6	5.0	3.8	5.6	4.0	
21	18.5	21.5	20.7	16.2	20.0	14.2	16.4	17.2*	18.3*	17.5*	17.0	17.0*	18.5	17.2	13.5	21.8	16.1	13.5	17.0	19.7	14.5	
22	2.0	3.6	1.7	1.3	3.0	2.6	2.6	2.7*	1.2*	6.0*	4.8	0.8*	3.0	4.3	3.5	3.5	2.2	1.3	8.0	2.6	2.0	
23	7.5	3.9	5.9	5.0	6.1	6.4	7.8	4.0*	5.0*	9.3*	3.0	5.2*	5.3	4.1	3.7	8.0	10.1	6.5	8.3	7.8	7.3	
24	0.7	0.1	.	0.2	0.7	0.3	0.4	.	0.4*	1.1*	1.2	1.2*	0.7	0.9	0.5	2.1	1.0	0.7	0.6	0.5	1.2	
25	1.5	1.0	0.9	0.1	2.5	0.9	2.8	0.2*	.	0.3*	1.1	0.8*	0.6	0.3	0.4	3.3	1.1	1.6	1.0	2.4	1.8	
26	1.0	0.8	2.0	.	2.6	1.1	2.1	0.3*	0.2*	0.6*	.	1.2*	1.9	0.5	1.5	1.0	1.0	2.0	1.8	1.2	1.3	
27	6.5	8.5	8.4	8.2	7.2	8.2	7.6	8.2*	8.2*	9.9*	8.6	11.4*	7.9	9.4	9.1	8.4	10.0	7.8	8.0	10.4	8.2	
28	.	.	.	0.1	0.1*	0.1	0.1	0.2	.
I	18.2	23.7	30.2*	18.5	30.4	21.9*	30.2	15.6*	22.9*	18.1*	20.2	15.4*	24.0	24.3*	19.8	17.2*	15.4*	16.6	18.9	19.7*	18.5	
NORM	21.1	17.8	21.4	20.6	22.0	22.3	21.6	22.8	20.4	21.7	20.3	20.3	22.1	22.1	21.7	20.6	20.8	20.6	22.6	21.5	20.8	
II	4.5	5.9	5.7	7.2	5.2	5.9	5.6	10.1*	7.2*	6.5*	5.9	6.8*	6.0	6.1	4.5	7.2	6.4	6.3	4.9	7.7	7.6	
NORM	17.8	14.9	17.6	16.0	18.6	18.5	17.7	17.8	15.6	18.4	17.2	16.3	17.6	18.5	18.6	17.9	18.0	17.2	19.4	18.5	17.6	
III	37.7	39.4	39.6	31.1	42.1	33.7	39.7	32.6*	33.4*	44.7*	35.7	37.6*	37.9	36.8	32.2	48.1	41.5	33.4	44.7	44.7	36.5	
NORM	14.8	12.4	14.3	14.4	14.0	15.6	13.3	14.8	14.4	14.7	14.1	14.3	14.3	15.0	14.4	14.4	15.0	15.0	13.8	14.7	14.2	
MND	60.4	69.0	75.5	56.8	77.7	61.5	75.5	58.3	63.5	69.3	61.8	59.8	67.9	67.2	56.5	72.5	63.3	56.3	68.5	72.1	62.6	
NORM	53.7	45.1	53.3	51.0	54.6	56.4	52.6	55.4	50.4	54.8	51.6	50.8	54.0	55.6	54.7	52.9	53.7	52.8	55.8	54.7	52.5	

DISTRICT 12

NR	828	829	832	833	834	837	838	839	841
DAG	OUDE BOSCH	ZUN DERT	BERGEN O/ZOOM	OOS TER HOUT	STEEN CHAAM	GINNE BERGEN	HOOGER KEN	KLUN HEIDE	KLUN DERT
1	5.3	2.3	6.4	7.6*	2.5*	5.7	3.0	4.5	2.0
2	1.7	4.2	5.4	2.7	1.5*	4.5	2.0	6.5	2.3
3	5.0	4.1	11.1	3.0	2.9*	6.6*	4.5	8.3	6.5
4	.	.	1.1	0.2	.	1.1	.	1.0	.
5	1.2	1.1	1.6*	2.1	0.9*	2.8	0.6*	1.5	0.9
6	0.1	.	.	.
7
8	.	.	.	0.3	.	0.1	.	0.1	0.6*
9	.	.	.	0.2
10	.	0.3	0.2	0.4	0.2*	0.1	.	0.2	.
11
12
13
14	.	.	.	0.1	.	.	.	0.1	.
15	1.2	0.5	0.5	0.1	.	0.6	.	1.0	.
16
17	.	.	.	0.1
18	.	.	0.4	.	0.2*	0.3	.	0.3	.
19
20	5.7	3.4	4.8	4.6	3.5*	4.9	3.6	3.4	4.7
21	21.0	15.2	20.2	19.4	14.9*	19.3	17.8	13.4	22.7
22	1.2	0.7	0.8	4.6	1.0*	1.1	1.6	1.8	4.7
23	10.2	8.1	4.3	9.7	7.7*	5.2	8.5*	7.1	5.5
24	1.0	0.8	1.7	2.7	0.7*	0.9	0.9*	0.6	1.1
25	1.6	1.0	0.4	0.3	0.3*	0.4	1.5	1.8	1.0
26	2.3	1.6	1.9	3.2	1.2*	2.1	2.5	2.2	3.0
27	6.1	5.4	8.1	4.7	5.3*	7.7	6.8	6.4	7.8
28	.	0.1	0.1	.	0.2*	.	.	0.1	.

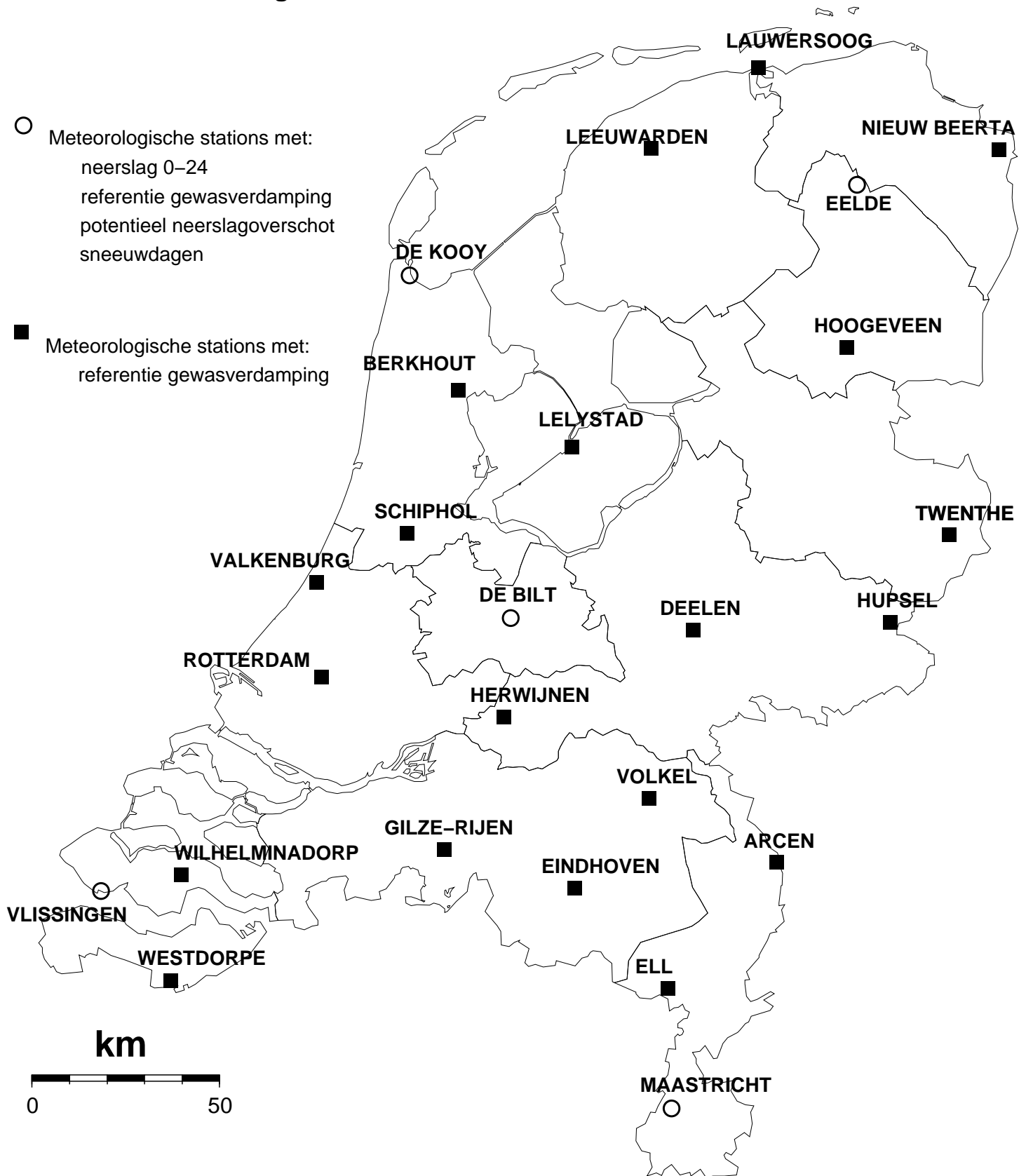
DISTRICT 13

NR	827	831	843	844	892	896	899	901	903	904	905
DAG	TIL BURG	ES BEEK	GILZE RIJEN	CA PELLE	GIERS BER GEN	HEL MOND	NU GEMERT	NU LAND	MEGEN	SOME REN	ST ANTHO NIS
1	3.7	3.2	3.8	2.1*	1.1*	1.3*	2.8	2.8	0.7	1.4	1.4
2	1.8	1.7	3.0	2.9*	2.3*	2.2*	3.2	4.0	3.2	1.0	3.4
3	4.8	3.5	5.0	3.1*	4.5*	1.3*	4.4	3.5*	2.2	1.5	0.7
4	.	0.1	0.2	.	0.4*	.	.	.	0.1	.	0.1
5	2.1	1.0	0.9	1.7*	2.6*	0.7*	1.1	0.5	1.9	1.4	0.4
6	0.2	.	.	0.3	.
7	0.1	.
8	0.2*	0.2	0.2*	0.2	0.2	.
9	0.1*
10	.	0.5	0.3	.	0.3*	0.4*	0.9	0.7	0.7	0.6*	1.0
11	.	0.3	0.1	.	0.2*	0.3*	0.2	0.1	0.3	0.2	0.3
12	0.2
13	0.2
14	0.2	.
15
16	.	0.1
17	0.1*	0.1
18	.	0.6	0.4	.	0.1	0.1	0.1
19
20	2.8	2.5	3.6	3.2*	2.9*	0.7*	1.1	2.0	2.0	0.4	0.8
21	14.4	12.1	15.5	13.8*	10.5*	9.2*	11.3	13.3	12.0	11.9	14.1
22	1.2	0.9	2.0	4.1*	3.2*	3.0*	4.0	1.7	1.3	3.4	1.7
23	6.1	8.2	6.5	5.7*	4.7*	5.8*	6.2	7.5	5.0	6.5	7.2
24	0.4	0.5	0.4	1.6*	0.6*	0.2*	0.6	0.5	0.4	0.8	0.6
25	1.1	1.5	1.6	0.9*	2.0*	4.0*	1.8	2.2	3.1	2.5	1.0
26	2.2	1.6	3.1	2.7*	3.9*	2.2*	3.3	2.0	2.5	1.3	5.1
27	5.6	5.1	5.4	4.3*	4.8*	5.9*	10.3	6.9	7.0	7.0	9.3
28	.	0.2	.	.	.	0.1*	0.3	.	.	0.1	0.2

I	13.2	12.0	25.8*	16.5*	8.0*	21.0*	10.1*	22.1	12.3*	12.4	10.0	13.2	9.8*	11.2*	6.2*	12.8	11.7*	9.0	6.5*	7.0
NORM	21.8	22.1	21.0	23.3	21.1	23.6	23.2	22.1	22.7	22.3	22.5	22.5	20.4	21.1	20.6	24.0	21.8	19.3	19.3	22.2
II	6.9	3.9	5.7	4.9	3.7*	5.8	3.6	4.8	4.7	2.8	3.5	3.7	3.2*	3.1*	1.1*	1.7	2.1	2.4	0.9	1.7
NORM	18.8	20.1	17.5	20.4	19.3	19.0	19.2	19.4	18.9	21.0	22.9	20.2	17.0	21.2	20.4	20.7	19.2	20.5	20.5	20.3
III	43.4	32.9	37.5	44.6	31.3*	36.7	39.6*	33.4	45.8	31.0	30.1	34.5	33.1*	29.7*	30.4*	37.8	34.1	31.3	33.5	39.2
NORM	14.1	15.0	13.6	14.9	13.8	15.6	14.8	14.5	14.5	15.1	15.8	15.3	12.							

DISTRICT 13													DISTRICT 14							
NR	906	907	908	909	911	912	914	915	918	919	920	926	883	897	913	921	922	923	961	964
DAG	OIR SCHOT	BOX TEL	DEURNE	MILL	DIN THER	LEENDE	OSS	ERSSEL	MAAR HEEZE	EIND HOVEN VB	VOLKEL	WAAALRE	SEVE NUM	VENLO	IJSSEL STEYN	VENRAY	SIEBEN GE WALD	ARCEN	ROER MOND	WEERT
1	5.6*	5.4	1.3	1.1	3.4	2.3	2.0	5.0	1.4*	3.8*	2.2	2.5	0.7	0.7*	0.9	1.4	.	0.2	0.9	1.0
2	3.2*	4.5	1.9	2.3	2.7	2.0	5.2	2.4	1.5*	2.7*	4.8	4.1	1.2	2.2*	2.9	2.1	2.9	4.2	2.3	1.9
3	7.3*	1.6*	2.1	3.0	5.9	5.8	2.6*	0.8	4.6*	3.6*	2.0	3.6*	1.9	1.1*	2.1	0.6*	0.9	0.6*	1.7	3.5
4	0.1*	.	.	.	0.6*	0.3	.	.	.	0.1*	0.7	0.1	0.1	0.3
5	3.7*	2.8	0.3	0.5	3.2	3.4	4.9	1.8	1.0*	2.5*	0.6*	2.6*	.	1.9*	.	.	0.7	0.4	.	0.9
6	0.1*	0.2	.	.	0.5*	0.1*	0.3	0.2	.	.	.	0.4
7	0.1*
8	0.3*	0.4	0.3	0.1	0.2	0.2	0.1	0.5	0.3*	0.2*	0.2	0.3	0.5	.	0.3	0.4	.	0.4	.	0.3
9	0.5*	.	.	.	0.1	0.4	.
10	0.5*	0.5	0.7	1.1	0.6*	1.4	0.7	1.0	1.2*	0.4*	1.0	0.8	1.3	1.4*	1.1	0.4	1.1	1.1	0.8	0.8
11	0.2*	.	.	0.2	0.4	0.2	0.1	0.3	0.1*	0.2*	0.3	0.3	.	0.1*	.	0.1	.	0.1	.	.
12	0.1
13	0.1*	0.1	0.1	.	.
14	0.2*	.	.	.	0.2*	0.1
15	0.2	.	.	0.1	0.1	.	.
16
17	.	.	.	0.1	0.2*	.	.	.	0.3	.	0.1
18	0.5*	0.7	.	.	0.6	.	.	0.3	0.2*	0.6*	.	0.3	.	0.7*	0.3	.	.	0.4	.	.
19	0.2*	0.2
20	1.8*	2.2	0.6	1.6	1.7	0.5	2.1	1.9	0.5*	1.7*	1.0	0.6	.	0.1*	0.4	0.1	1.2	0.2	.	0.2
21	13.0*	10.7	11.5	12.7	11.2	13.0	12.4	14.7	13.4*	10.5*	11.7	12.0	10.0	8.7*	12.4	11.3	11.3	11.7	6.2	11.1
22	3.8*	1.0	4.6	2.0	1.0	4.2	1.7	2.0	3.1*	1.7*	0.4	2.0	2.7	1.6*	6.4	3.7	4.5	2.2	0.7	4.2
23	8.4*	5.5	6.5	5.8	5.4	6.5	4.9	10.4	6.7*	9.8*	6.1	9.1	6.2	7.6*	6.0	6.1	5.1	7.1	6.8	7.8
24	0.1*	0.7	0.5	1.4	0.4	1.8	0.5	0.1	1.7*	1.1*	1.2	0.7	0.7	1.8*	0.4	0.2	0.6	1.1	4.8	1.6
25	1.4*	1.3	5.1	1.9	0.8	4.2	2.7	4.1	3.8*	3.3*	1.8	3.5	5.5	3.5*	1.6	1.7	2.7	4.6	6.0	3.3
26	1.8*	2.4	2.1	3.2	2.9	1.3	1.5	2.7	1.1*	1.9*	4.0	1.9	1.2	0.7*	2.3	1.7	3.4	0.8	0.2	0.6
27	4.8*	5.9	9.7	8.3	8.1	6.1	7.2	5.5	6.5*	6.7*	7.8	8.6	9.5	12.1*	8.3	9.8	9.4	10.7	11.4	6.8
28	0.1*	0.5	.	0.5	0.2*	.	0.1	.	0.2*	.	.	.	0.2	.	0.3
I	20.8*	15.2*	6.6	8.1	16.6*	15.6	15.5*	11.5	10.5*	13.4*	11.5*	14.0*	5.7	7.9*	7.6	5.1*	5.6	7.0*	6.1	9.1
NORM	20.4	21.5	19.9	23.1	21.9	20.6	21.0	21.8	17.8	20.4	21.9	.	18.5	19.4	19.3	19.1	.	17.0	18.6	.
II	2.6*	2.9	0.6	1.9	2.7	0.7	2.2	2.7	0.8*	2.7*	1.4	1.4	.	1.5*	0.7	0.2	1.2	1.2	.	0.6
NORM	20.9	20.3	20.1	20.4	20.4	20.9	18.5	20.8	17.6	19.9	21.4	.	20.0	20.3	20.4	19.1	.	18.7	19.9	.
III	33.4*	28.0	40.0	35.8	29.8	37.1	30.9	39.5	36.3*	35.2*	33.0	37.9	35.8	36.2*	37.4	34.5	37.0	38.4	36.1	35.7
NORM	14.5	13.4	14.4	14.2	14.2	14.5	13.4	16.1	12.8	14.8	14.1	.	13.8	14.0	13.7	13.6	.	13.8	14.6	.
MND	56.8	46.1	47.2	45.8	49.1	53.4	48.6	53.7	47.6	51.3	45.9	53.3	41.5	45.6	45.7	39.8	43.8	46.6	42.2	45.4
NORM	55.8	55.2	54.5	57.6	56.4	56.0	52.8	58.8	48.2	55.2	57.5	.	52.2	53.7	53.3	51.8	.	49.5	53.1	.
DISTRICT 14				DISTRICT 15																
NR	967	970	983	962	963	965	966	968	969	971	973	974	979	980	981	982				
DAG	HEI BLOEM	STRAMP ROY	KESSEL EIK	UBACHS BERG	VAL KEN BURG	SCHAES BERG	SCHIN NEN	VAALS	STEIN	NOOR BEEK	BEEK	BUCH TEN	ECHT	EPEN	OOST-MAAR LAND	SCHIN VELD				
1	1.2*	1.4	1.4	3.2	2.2	0.8*	1.3	1.2	1.0	1.6*	1.0*	0.9	1.7	1.5	0.4	1.5				
2	1.3*	3.6*	0.7	4.2	5.5	2.0*	2.0	7.8	2.1	5.1	3.5	1.0	0.9	6.8	4.8	0.5				
3	2.8*	3.7	1.6*	0.9	0.7	1.5*	0.6*	1.2	0.6*	1.4	0.4	.	3.6*	0.5	1.4	1.8				
4	.	0.2	0.2	.	0.3	0.2*	.	.	.	0.5	.	0.1	.	0.2	0.5	.				
5	.	0.7	0.1	.	0.3	1.0*	0.3	1.0	0.7	0.5	0.1	0.3	.	0.1	.	0.4				
6	.	0.3	0.1	.	.	0.2	0.1				
7	0.1*				
8	0.4*	0.3	0.2	1.1	0.6*	0.4*	1.2	0.5	0.3	0.5	.	0.2	0.4	0.6*	0.2	.				
9	0.1				
10	1.3*	1.0	1.1	0.6*	1.3	1.9*	0.9	2.4	0.6*	2.2	0.9	0.6*	0.6*	1.7	0.2	1.1				
11	.	.	0.1	.	0.2	0.4*	.	0.3	0.3	.	0.2	0.1	0.1	.	.	.				
12	.	.	0.1	.	0.4	.	.	.	0.2	.	0.2				
13				
14				
15	0.4	.	.	.	0.3	0.2	0.1	.				
16				
17				
18	.	.	0.2	.	0.2	.	.	0.2	0.2	0.5	0.2	0.2	.	0.3	.	.				
19	.	.	0.1	.	0.3	.	.	.	0.2	.	0.2	0.1				
20	.	0.2	0.1	0.2	.	.	0.2	0.1	.	.	.				
21	10.6*	8.8	8.2	4.8	5.7	5.6*	7.0	6.2	10.8	6.0	6.0	8.8	5.7	6.0	5.7	5.2				
22	2.1*	1.0	2.5	6.2	6.7	7.6*	6.7	4.4	8.2	5.0	5.2	1.6	0.8	4.0	5.1	4.5				
23	5.9*	7.5	7.0	10.3	12.6*	13.8*	9.9	13.0	8.8	9.8	8.2	8.6	5.0	10.7	8.1	6.4				
24	1.2*	1.8	0.6	1.8	3.6	1.8*	0.9	8.1	1.6	4.1	0.9	6.4	3.7	11.1	4.1	1.0				
25	2.7*	3.4	3.7	4.1	4.7	4.4*	5.6	3.4	5.6	2.3	3.7	3.6	4.1	2.8	3.2	2.9				
26	0.9*	0.1	0.4	0.9	1.3	0.8*	0.7	4.3	0.9	2.3	0.6	0.1	.	3.0	3.0	0.2				
27	11.2*	6.3	11.4	6.1	7.0	8.7*	6.9	10.2	6.9	8.0	7.1	6.7	7.8	8.3	7.6	7.5				
28	.	0.1	0.1	.	0.3	.	.	0.1	.	.	0.1	0.1	.	.	0.2	.				
I	7.0*	11.2*	5.3*	10.0*	11.0*	7.9*	6.3*	14.2	5.3*	11.8*	6.1*	3.2*	7.2*	11.4*	7.5	5.3				
NORM	17.5	17.7	.	21.0	23.1	20.6	23.3	26.7	21.8	20.8	20.8	18.8	17.1	24.5	20.8	.				
II	.	0.2	0.5	.	1.5	0.4*	.	0.6	1.4	0.5	0.8	0.6	0.2	0.5	0.1	.				
NORM	19.3	19.6	.	23.3	24.0	23.3	23.5	29.3	23.1	22.8	21.5	20.2	17.9	25.6	21.7	.				
III	34.6*	29.0	33.9	34.2	41.9*	42.7*	37.7	49.7	42.8	37.5	31.8	35.9	27.1	45.9	37.0	27.7				
NORM	13.1	14.1	.	15.8	18.1	17.0	17.5	20.5	16.3	15.6	15.6	14.6	13.2	18.3	14.7	.				
MND	41.6	40.4	39.7	44.2	54.4	51.0	44.0	64.5	49.5	49.8	38.7	39.7	34.5	57.8	44.6	33.0				
NORM	49.9	51.5	.	60.2	65.2	60.9	64.3	76.5	61.1	59.1	57.9	53.7	48.2	68.3	57.2	.				

Kaart met meteorologische stations

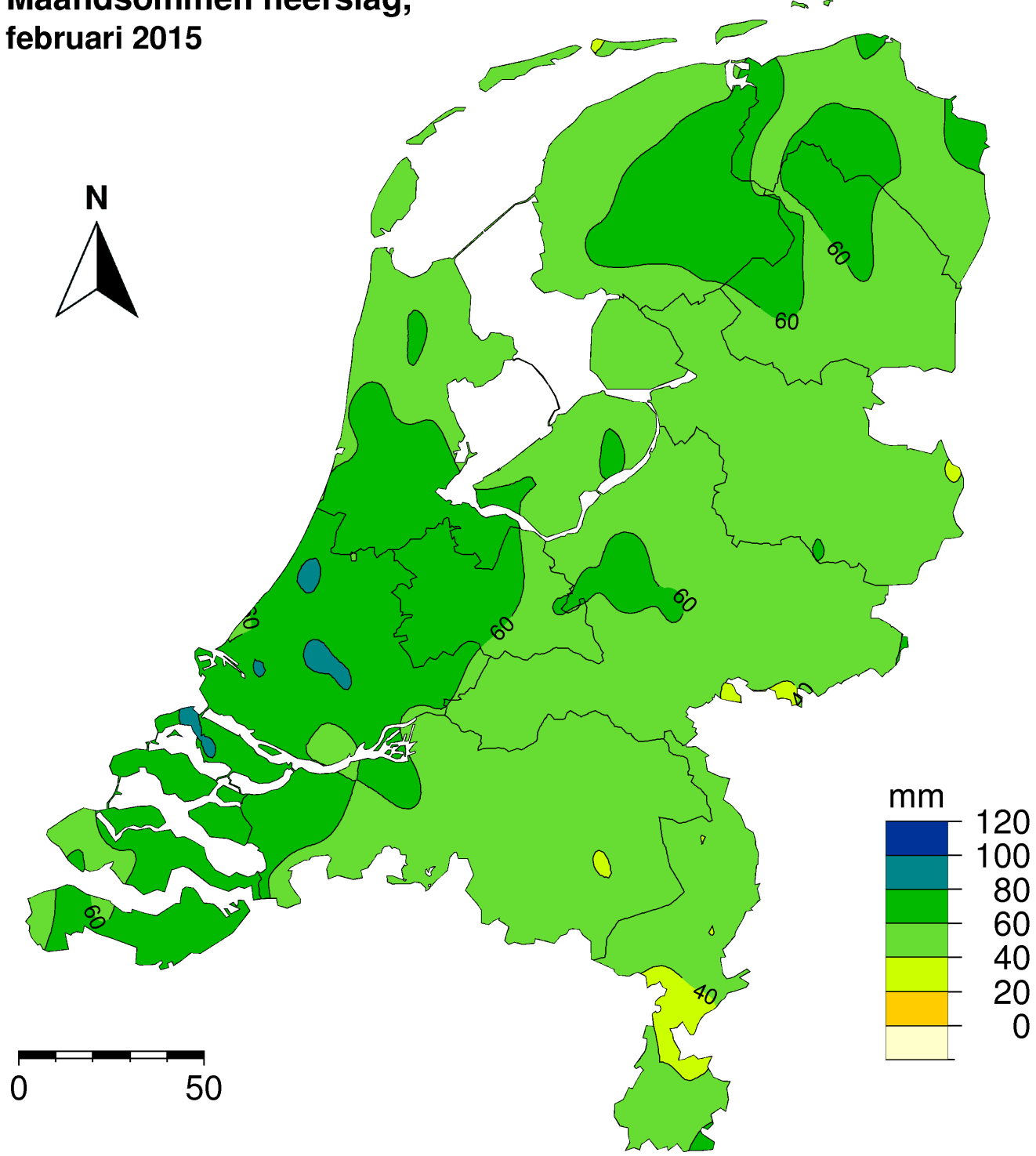




- Neerslagstations
handmatig 08.00 - 08.00 UT



Maandsommen neerslag, februari 2015





Dit rapport is een uitgave van:

Koninklijk Nederlands Meteorologisch Instituut
Postbus 201 | 3730 AE De Bilt
www.knmi.nl | klimaatdesk@knmi.nl