



Koninklijk Nederlands
Meteorologisch Instituut
Ministerie van Infrastructuur en Milieu

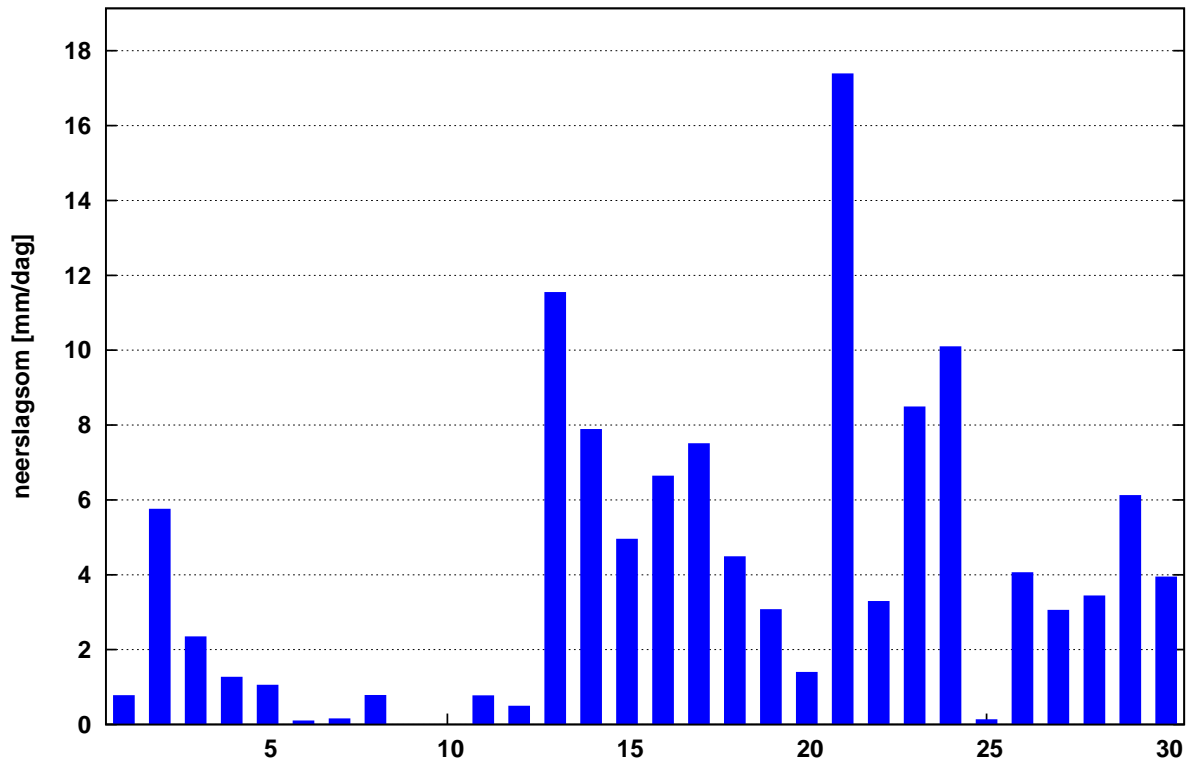
Maandoverzicht neerslag en verdamping in Nederland

juni 2016



Landelijk gemiddelde dagelijkse neerslagsom juni 2016 (gebaseerd op 320 stations)

Maandsom: 121 mm Normaal: 68 mm



In het Maandoverzicht neerslag en verdamping in Nederland (MONV) zijn dagelijkse gegevens van neerslag, verdamping, potentieel neerslagoverschot en sneeuwdagen opgenomen. Daarnaast worden decade- en maandwaarden vermeld. De metingen worden verricht op ca. 325 KNMI-neerslagstations en 25 KNMI meteorologische stations, alwaar uit metingen van temperatuur en straling de referentie-gewasverdamping wordt berekend. Het MONV is ruim 75 jaar uitgegeven als KNMI-periodiek en wordt sinds 2009 verspreid via internet (<http://www.knmi.nl/nederland-nu/klimatologie/gegevens/monv>).

KNMI
Postbus 201
3730 AE De Bilt
e-mail: Klimaatdesk@knmi.nl

DISTRICT 9

DISTRICT 10

Table with columns for District 9 (666-689) and District 10 (434-569) showing rainfall (mm) for various sub-districts like WIN TERS WIIJK, DOETIN CHEM, BOR CULO, GEN DRIN GEN, etc. Rows 1-10.

Table with columns for District 9 (666-689) and District 10 (434-569) showing rainfall (mm) for various sub-districts like WIN TERS WIIJK, DOETIN CHEM, BOR CULO, GEN DRIN GEN, etc. Rows 11-20.

Table with columns for District 9 (666-689) and District 10 (434-569) showing rainfall (mm) for various sub-districts like WIN TERS WIIJK, DOETIN CHEM, BOR CULO, GEN DRIN GEN, etc. Rows 21-30.

Table with columns for District 9 (666-689) and District 10 (434-569) showing rainfall (mm) for various sub-districts like WIN TERS WIIJK, DOETIN CHEM, BOR CULO, GEN DRIN GEN, etc. Rows I and NORM.

Table with columns for District 9 (666-689) and District 10 (434-569) showing rainfall (mm) for various sub-districts like WIN TERS WIIJK, DOETIN CHEM, BOR CULO, GEN DRIN GEN, etc. Rows II and NORM.

Table with columns for District 9 (666-689) and District 10 (434-569) showing rainfall (mm) for various sub-districts like WIN TERS WIIJK, DOETIN CHEM, BOR CULO, GEN DRIN GEN, etc. Rows III and NORM.

Table with columns for District 9 (666-689) and District 10 (434-569) showing rainfall (mm) for various sub-districts like WIN TERS WIIJK, DOETIN CHEM, BOR CULO, GEN DRIN GEN, etc. Rows MND and NORM.

DISTRICT 10

DISTRICT 11

Table with columns for District 10 (584-917) and District 11 (446-741) showing rainfall (mm) for various sub-districts like GELDER MALSSEN, ZET TEN, HER WIJNEN, etc. Rows 1-10.

Table with columns for District 10 (584-917) and District 11 (446-741) showing rainfall (mm) for various sub-districts like GELDER MALSSEN, ZET TEN, HER WIJNEN, etc. Rows 11-20.

Table with columns for District 10 (584-917) and District 11 (446-741) showing rainfall (mm) for various sub-districts like GELDER MALSSEN, ZET TEN, HER WIJNEN, etc. Rows 21-30.

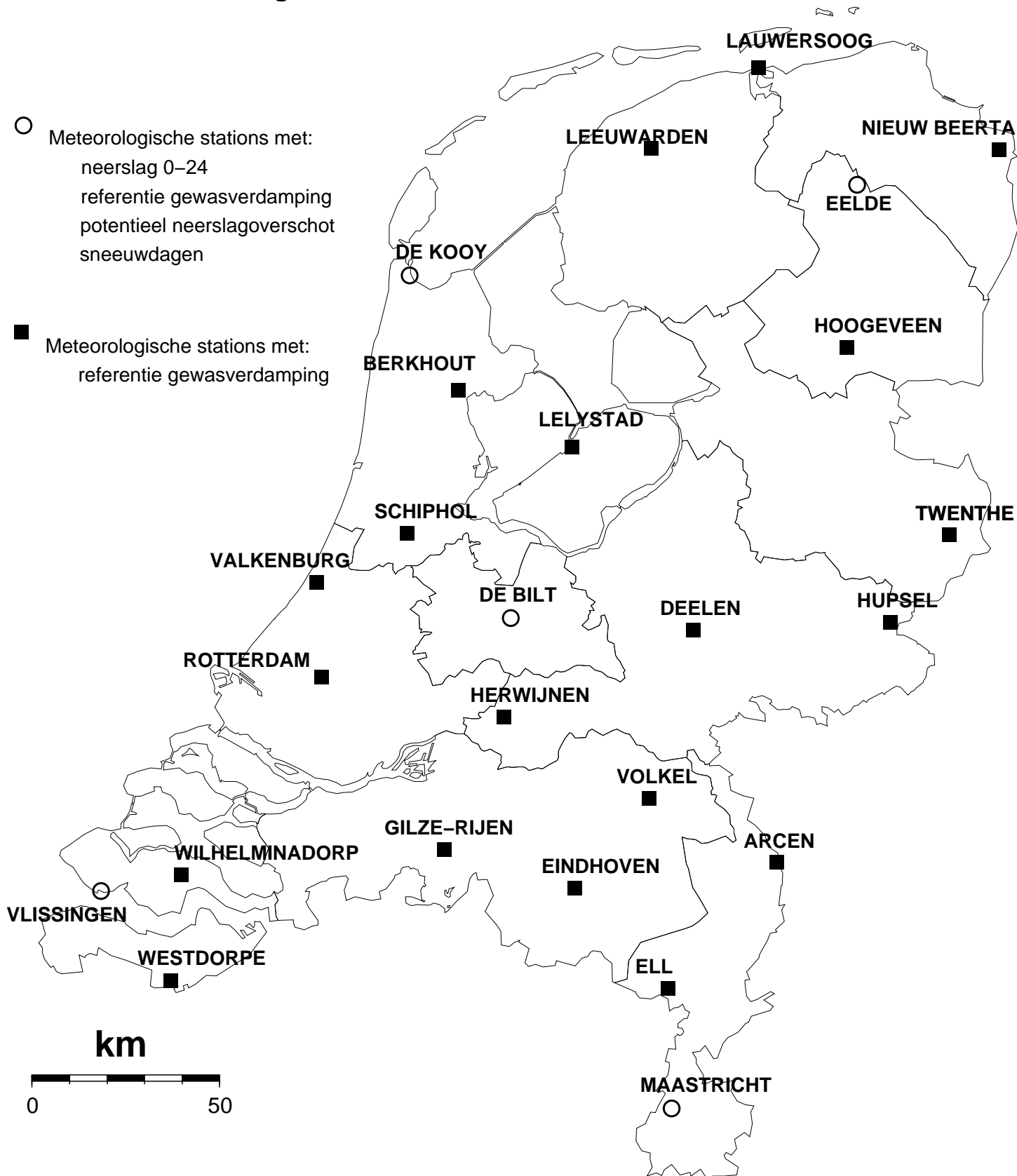
Table with columns for District 10 (584-917) and District 11 (446-741) showing rainfall (mm) for various sub-districts like GELDER MALSSEN, ZET TEN, HER WIJNEN, etc. Rows I and NORM.

Table with columns for District 10 (584-917) and District 11 (446-741) showing rainfall (mm) for various sub-districts like GELDER MALSSEN, ZET TEN, HER WIJNEN, etc. Rows II and NORM.

Table with columns for District 10 (584-917) and District 11 (446-741) showing rainfall (mm) for various sub-districts like GELDER MALSSEN, ZET TEN, HER WIJNEN, etc. Rows III and NORM.

Table with columns for District 10 (584-917) and District 11 (446-741) showing rainfall (mm) for various sub-districts like GELDER MALSSEN, ZET TEN, HER WIJNEN, etc. Rows MND and NORM.

Kaart met meteorologische stations



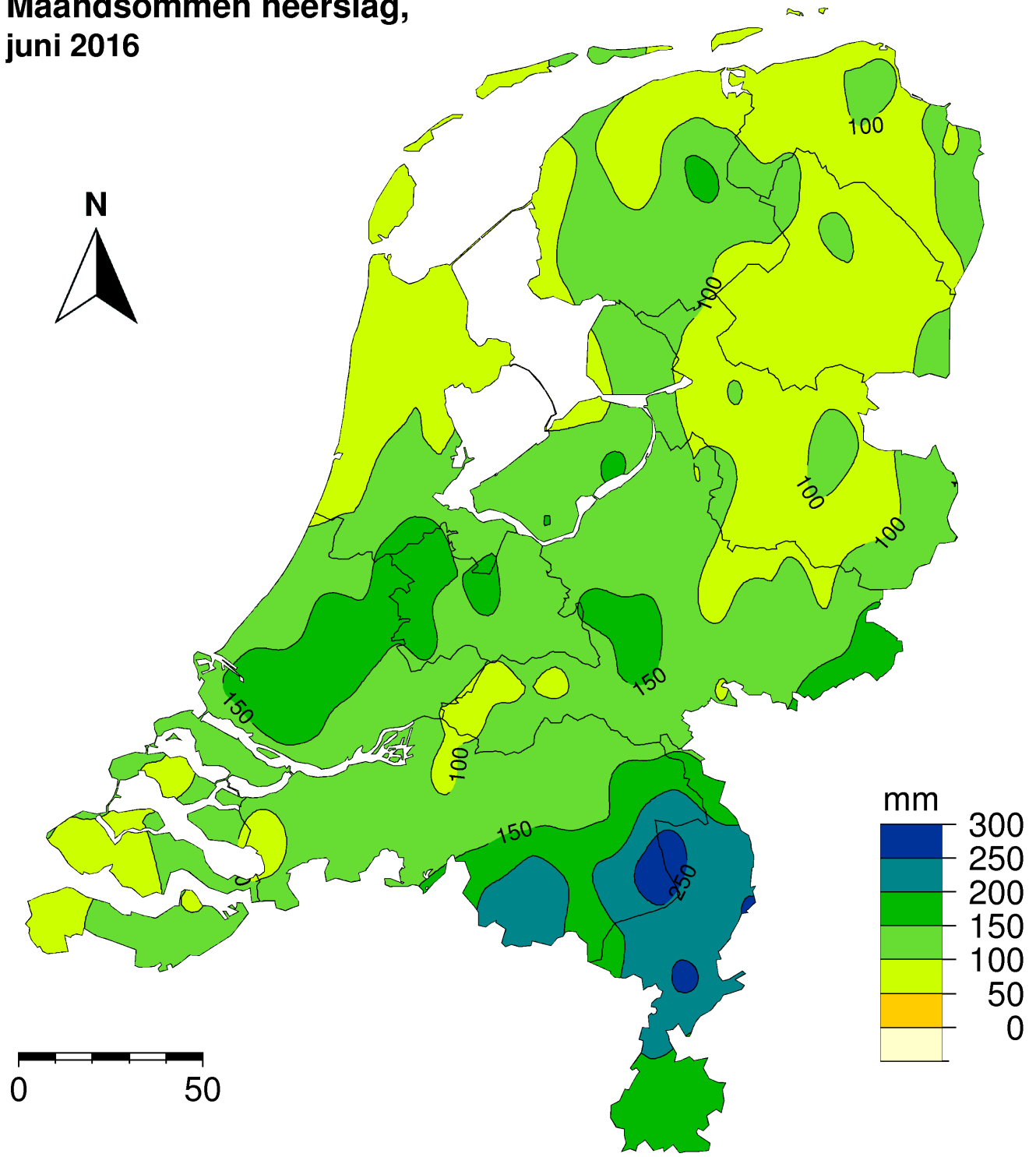


Koninklijk Nederlands
Meteorologisch Instituut
Ministerie van Infrastructuur en Milieu

- Neerslagstations
handmatig 08.00 - 08.00 UT



Maandsommen neerslag, juni 2016





Dit rapport is een uitgave van:

Koninklijk Nederlands Meteorologisch Instituut
Postbus 201 | 3730 AE De Bilt
www.knmi.nl | klimaatdesk@knmi.nl