



Koninklijk Nederlands  
Meteorologisch Instituut  
*Ministerie van Infrastructuur en Milieu*

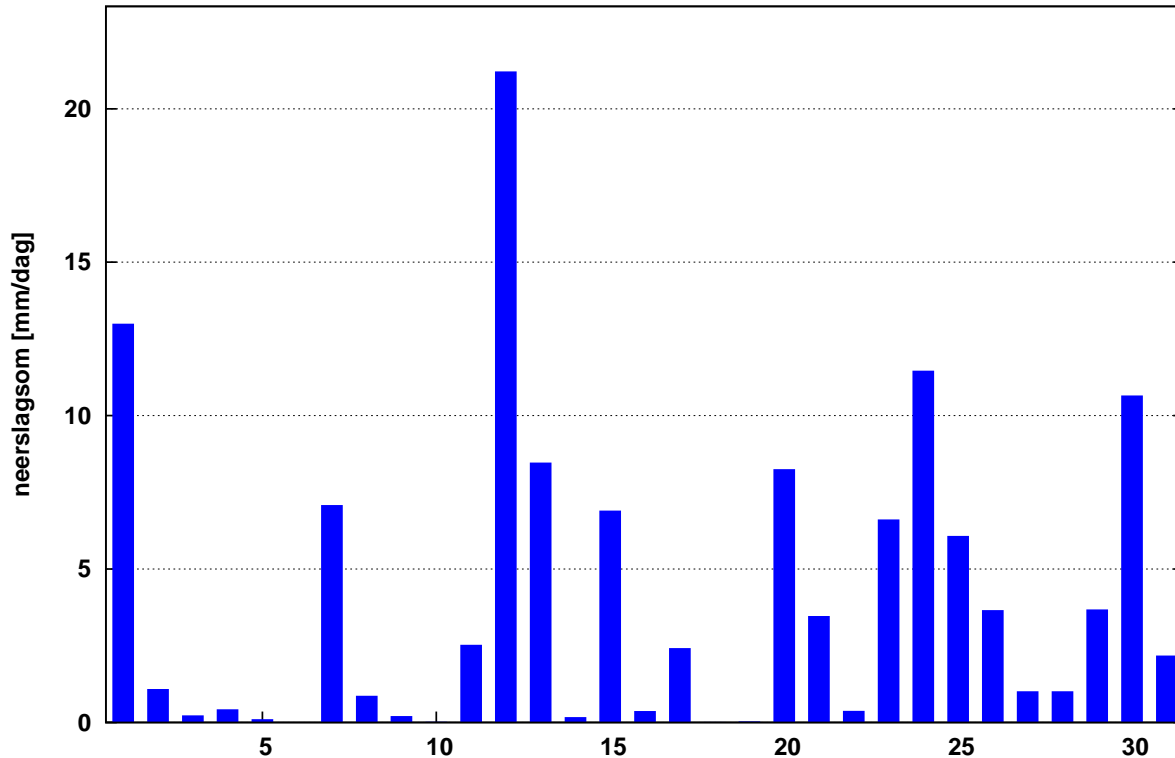
# Maandoverzicht neerslag en verdamping in Nederland

juli 2017



Landelijk gemiddelde dagelijkse neerslagsom juli 2017 (gebaseerd op 320 stations)

Maandsom: 124 mm    Normaal: 78 mm



In het Maandoverzicht neerslag en verdamping in Nederland (MONV) zijn dagelijkse gegevens van neerslag, verdamping, potentieel neerslagoverschot en sneeuwdagen opgenomen. Daarnaast worden decade- en maandwaarden vermeld. De metingen worden verricht op ca. 325 KNMI-neerslagstations en 25 KNMI meteorologische stations, alwaar uit metingen van temperatuur en straling de referentie-gewasverdamping wordt berekend. Het MONV is ruim 75 jaar uitgegeven als KNMI-periodiek en wordt sinds 2009 verspreid via internet (<http://www.knmi.nl/nederland-nu/klimatologie/gegevens/monv>).

**KNMI**  
Postbus 201  
3730 AE De Bilt  
e-mail: [Klimaatdesk@knmi.nl](mailto:Klimaatdesk@knmi.nl)

JULI 2017

NEERSLAG 8-8 UUR (MM)

DISTRICT 1														DISTRICT 2							
NR	10	11	12	15	16	17	18	19	21	22	24	25	26	61	64	65	66	67	68	69	
DAG	W.TER HOL LUM	SCHIER SCHEL LING	SCHIER MONNIK OOG	OOST VLIE LAND	PETTEN	DEN BURG	NES AME LAND	DE COCKS DORP	CAL LANTS OOG	DE KOOG	VLIE LAND	DE KOOY	FOR MERUM	SKRINS	SNEEK	MAK KUM	HAR LINGEN	DOK KUM	ST ANNA PAR.	APPEL SCHA	
1	12.7	8.2	17.6	7.0	6.0	6.5	12.0	6.6	6.2	5.7*	7.5	6.0	7.9	9.2	11.6	39.6	9.3	13.2	12.9	12.2	
2	0.2	0.2	0.2	0.3	0.4	0.1	0.3	0.1	0.4	0.1*	0.1	0.7	0.1	0.7	1.3	0.3	0.4	0.7	0.4	0.6	
3	.	.	.	.	.	.	.	.	.	.	.	.	.	.	.	.	.	.	.	.	
4	.	1.3	.	2.7	.	.	.	.	.	.	.	.	0.2	3.1	.	.	1.4	.	5.6	4.5	
5	0.7	0.9	2.5	0.7	.	0.2	2.9	.	.	.	.	.	0.7	.	.	.	0.1	0.1	0.3	.	
6	.	.	.	.	.	.	.	.	.	.	.	.	.	.	.	.	.	.	.	.	
7	0.4	.	.	0.6	11.2	0.7	0.4	0.2	5.0	0.7*	0.5	1.8	0.2	0.6	.	1.9	.	.	.	.	
8	0.4	1.1	0.2	4.5	0.1	0.9	0.4	11.8	0.1	3.3*	5.6	.	1.1	8.2	4.9	3.6	5.0	3.3	4.1	1.5	
9	.	.	0.1	.	.	.	.	.	.	.	.	.	.	0.2	0.2	.	.	0.1	.	1.9	
10	.	.	.	.	.	.	.	.	.	.	.	.	.	.	.	.	.	.	.	.	
11	.	1.2	0.8	0.6	0.4	0.5	0.5	0.5	1.0	0.5*	0.4	0.4	1.0	1.8	5.8	0.9	0.2	1.4	0.2	0.5	
12	8.9	4.1	3.7	2.8	9.2	1.8	7.1	1.6	6.3	1.1*	1.2	5.8	3.7	6.0	11.2	7.0	6.1	2.7	6.5	13.6	
13	.	.	0.6	.	2.8	0.6	0.1	0.2	1.7	0.3	0.1	1.2	.	1.6	2.1	0.5	0.6	0.1	0.4	3.3	
14	.	0.1	.	0.4	.	0.1	.	0.1	0.4	0.1	0.6	.	0.2	.	.	.	0.1	.	0.1	.	
15	7.8	9.8	9.6	4.9	0.1	1.8	8.5	7.5	1.1	5.8	6.0	1.5	15.6	19.9	24.0	7.6	14.0	9.4	12.9	10.9	
16	1.0	0.5	0.4	0.8	0.2	0.9	1.0	0.8	0.8	0.9	0.7	0.8	0.3	0.9	0.5	0.4	0.5	0.7	0.7	.	
17	.	.	.	.	0.4	.	0.1	.	.	.	.	.	.	0.1	0.5	0.1	.	.	.	0.3	
18	.	.	.	.	.	.	.	.	.	.	.	.	.	.	.	.	.	.	.	.	
19	.	.	.	.	.	.	.	.	.	.	.	.	.	.	.	.	.	.	.	.	
20	2.2	3.8	12.6	3.5	0.1	0.3	8.6	4.3	.	0.4	4.0	.	5.0	3.8	3.4	0.4	4.6	21.1	7.9	6.6	
21	4.2	3.0	17.4	.	4.5	0.1	17.1	0.1	1.1	0.4	0.1	.	3.2	0.3	0.1	8.9	6.0	13.7	11.4	2.0	
22	.	.	1.1	.	.	.	0.4	.	.	.	.	.	.	.	.	.	.	.	.	.	
23	2.5	2.8	11.7	8.3	4.1	7.5	3.2	4.0	4.8	1.5	5.4	5.3	5.7	2.2	2.0	22.5	14.3	7.7	3.9	4.7	
24	18.2	17.2	6.3	10.5	3.1	14.8	9.2	9.0	6.4	7.8	17.8	8.5	76.6	20.7	12.8	2.2	13.0	12.0	16.5	6.7	
25	2.1	.	0.6	0.4	4.1	1.3	0.9	0.6	4.8	2.0	0.7	3.9	.	0.7	0.6	0.8	1.2	1.7	0.4	6.4	
26	1.3	1.9	0.8	1.4	1.5	1.7	4.4	.	0.9	1.3	.	0.6	0.5	12.2	7.8	1.0	1.9	1.2	2.8	1.5	
27	3.4	3.8	0.6	3.8	3.1	3.8	2.7	3.7	5.4	4.1	2.3	4.3	4.6	2.1	1.7	0.4	1.6	1.5	2.0	0.9	
28	.	.	0.7	.	0.6	2.4	1.3	.	0.3	0.5	.	1.4	.	1.4	0.1	0.1	0.6	1.9	2.6	4.1	
29	13.3	12.7	6.8	14.2	8.1	13.5	9.4	12.7	12.0	11.2	14.5	12.4	12.8	10.9	4.6	5.3	5.4	11.5	13.0	6.5	
30	8.9	5.0	7.4	6.5	6.4	6.9	13.2	6.1	6.1	6.5	7.3	5.5	4.7	10.0	13.0	7.4	14.0	9.5	9.5	44.0	
31	2.0	6.9	.	1.4	0.1	4.6	4.2	5.3	0.7	3.0	3.1	0.3	6.7	.	0.2	.	.	.	.	4.6	
I	14.4	11.7	20.6	15.8	17.7	8.4	16.0	18.7	11.7	9.8*	13.7	8.5	10.2	22.0	18.0	45.4	16.2	17.4	23.3	20.7	
NORM	26.8	26.0	26.1	25.9	20.9	22.7	29.8	24.5	21.4	21.9	22.9	20.6	25.2	25.8	23.9	25.0	23.3	25.3	29.6	28.5	
II	19.9	19.5	27.7	13.0	13.2	6.0	25.9	15.0	11.3	9.1*	13.0	9.7	25.8	34.1	47.5	16.9	26.1	35.4	28.7	35.2	
NORM	23.1	22.1	23.8	20.6	22.5	22.2	25.6	21.5	23.7	24.2	21.4	21.3	20.7	23.7	26.0	23.1	23.6	28.7	24.7	30.3	
III	55.9	53.3	53.4	46.5	35.6	56.6	66.0	41.5	42.5	38.3	51.2	42.2	114.8	60.5	42.9	48.6	58.0	60.7	62.1	81.4	
NORM	26.6	24.7	27.2	26.9	22.6	22.8	28.0	25.0	20.7	24.6	24.8	19.1	25.2	23.5	27.2	23.3	24.6	28.6	26.5	36.8	
MND	90.2	84.5	101.7	75.3	66.5	71.0	107.9	75.2	65.5	57.2	77.9	60.4	150.8	116.6	108.4	110.9	100.3	113.5	114.1	137.3	
NORM	76.5	72.8	77.2	73.4	66.0	67.8	83.5	71.0	65.8	70.7	69.1	61.0	71.1	72.9	77.0	71.4	71.5	82.7	80.9	95.5	
DISTRICT 2																					
NR	70	73	75	76	77	78	79	80	81	82	84	85	86	87	89	90	91	166	171	326	338
DAG	OUDE MIRDUM	DRACH TEN	OLDE HOLT PADE	KORN WERDER ZAND	KOLLUM	HER BAYUM	HEEG	STA VOREN	JOURE	GORRE DIJK	EZUMA ZIJL	LEEU WARDEN	NIJ BEETS	BER GUMER DAM	AK KRUM	EERNE WOUDE	TER NAARD	MARUM	AN JUM	FREDE RIKS OORD	GIET HOORN
1	10.7*	17.0	16.5	9.1	16.7	10.3	11.4	11.5	14.3	13.7*	15.8	11.7	15.9	17.5	10.5	12.4	15.5	15.6	17.1	11.8	13.4
2	0.1*	1.5	1.8	0.6	0.7	1.1	1.0	0.5	0.9	0.9*	0.6	0.9	1.9	1.0	1.2	1.4	0.3	3.2	0.4	1.0	1.0
3	.	.	.	.	.	.	.	.	.	.	.	.	.	.	.	.	.	.	.	.	.
4	.	0.9	.	.	0.4	3.4	.	.	.	3.7*	0.8	1.8	4.2	0.4	2.9	1.0	0.5	1.8	.	.	.
5	.	.	.	.	.	.	.	.	.	.	.	.	.	.	.	.	.	.	.	.	.
6	.	.	.	.	.	0.2	.	.	.	.	.	.	.	.	.	.	.	.	.	.	.
7	0.2	.	0.1	2.2	.	.	0.2	1.1	.	.	.	.	.	.	.	0.1	0.1	.	.	.	2.1
8	.	2.3	0.1	5.0	3.0	5.3	0.6	.	0.4	2.3	2.1	3.1	4.3	4.7	5.4	2.4	2.6	0.8	2.0	.	
9	.	1.4	.	0.1	.	0.3	.	.	.	2.7	.	.	.	0.7	.	2.0	.	3.5	.	.	.
10	.	.	.	.	.	.	.	.	.	.	.	.	.	.	.	.	.	.	.	.	.
11	0.1	2.0	0.8	2.2	1.3	0.5	1.5	0.1	.	0.8	1.0	4.8	0.7	6.2	2.6	14.4	1.4	.	0.7	0.8	2.7
12	11.4	5.8	16.7	9.5	4.5	5.5	11.2	6.8	9.4	15.0	2.5	5.0	7.3	6.5	12.4	9.8	5.1	4.2	2.5	16.0	16.7
13	3.6	1.4	2.1	0.5	1.9	1.1	2.4	2.4	2.6	2.3	1.0	1.1	1.7	1.0	0.6	1.2	0.1	5.5	1.6	3.1	4.0
14	.	.	.	.	.	0.1	.	.	.	.	.	.	.	.	.	.	.	.	.	.	.
15	13.8	22.7	10.4	7.5	10.9	13.9	15.8	14.0	15.0	17.5	9.3	12.8	14.6	16.0	12.9	18.7	10.2	9.4*	7.7	20.8	14.9
16	.	0.7	0.2	0.6	0.5	0.5	0.2	0.4	0.4	0.4	0.4	0.2	0.5	0.5	0.5	0.7	0.8	1.2	0.7	0.2	0.1
17	0.7	0.9	0.1	0.1	0.2	0.1	0.1	.	0.3	0.2	0.2	.	0.3	0.2	.	0.6	0.1	1.4	0.1	.	.
18	.	.	.	.	.	.	.	.	.	.	.	.	.	.	.	.	.	.	.	.	.
19	.	.	.	.	.	.	.	.	.	.	.	.	.	.	.	.	.	.	.	.	.
20	1.3	8.9	10.0	3.2	15.3	0.3	5.6	.	2.4	5.9	8.5	8.4	2.7	8.5	2.7	9.0	11.8	26.6	6.9	11.8	9.4
21	5.6	2.7	22.0	3.2	3.7	5.3	2.4	10.1	4.6	7.2	10.7	2.8	5.2	2.5	1.6	4.8	16.4	2.6	9.4	8.4	6.5
22	.	.	.	.	.	.	.	.	.	0.5	0.4	.	0.7	.	.	0.9	2.5	.	.	.	.
23	2.2	6.6	4.5	7.7	3.8	5.2	2.3	12.7	7.4	10.4	3.7	3.7	4.6	4.4	4.8	3.5	6.2	5.0	2.5	1.9	4.8
24	32.9	13.8	8.7	6.6	11.0	4.9	16.0	3.2	8.5	18.0	9.1	11.7	8.9	7.4	16.7	7.3	4.6	5.6	10.3	3.4	4.9
25	21.1	1.9	8.4	10.4	4.5	0.1	2.4	10.8	4.9	2.7	2.9	4.3	3.0	2.5	3.3	3.2	0.5	7.8	2.0	1.1	2.2
26	6.7	2.2	2.8	0.4	0.3	4.7	9.9	1.7	3.7	0.7	0.9	8.2	1.0	.	3.0	2.0	4.5	1.5	0.3	1.0	2.5
27	0.9	0.7	0.8	1.4	0.9	2.4	1.5	1.0	0.9	1.0	0.8	3.0	0.7	1.4	2.3	1.0	0.8	.	1.1	.	1.2
28	13.4	.	6.2	1.1	7.2	1.7	0.2	0.5	0.4	1.6	1.9	4.6	0.8	0.2	0.8	1.0	2.3	2.2	2.0	6.5	3.0
29	7.6	7.3	5.7	8.8	8.0	8.6	4.9	3.6	5.9	8.2	7.5	8.7	5.4	9.4	4.4	8.3	9.0	6.3	8.9	2.3	10.1
30	13.7	12.1	22.4	7.9	9.5	10.4	16.5	11.4	13.9	14.7	8.6	7.6	11.0	10.3	14.0	11.9	7.7	13.6	8.3	48.1	38.3
31	1.7	0.9	4.6	.	.	0.1	0.4	1.6	0.4	1.4	.	0.3	1.7	.	0.1	0.1	.	1.4	.	2.0	2.8
I	11.0*	23.1	18.5	17.0	20.8	20.6	13.2	13.1	15.6	23.3*	19.3	17.5	26.6	24.3	20.1	19.5	19.8	24.9	21.2	12.8	16.5
NORM	23.0	26.5	26.4	24.5	28.5	25.0	24.7	21.2	25.3	25.0	28.1	26.6	26.5	28.2	.	25.8	27.4	25.1	.	28.5	26.6
II	30.9	42.4	40.3	23.6	34.6	22.0	36.8	23.7</													

DISTRICT 2		DISTRICT 3																			
NR	353	134	135	136	139	140	141	142	143	144	145	147	148	150	151	152	154	155	156	158	
DAG	BLOK ZIJL	MIDDEL STUM	WOL TER SUM	EZIN GE	GRO NINGEN	ASSEN	DELFI ZIJL	WARF FUM	FINS TER WOLDE	TER APEL	ZOUT KAMP	VEEN DAM	SAPPE MEER	UIT HUI ZEN	ROODE SCHOOL	GIETER VEEN	EENRUM	EEXT	VLAGT WEDDE	ONNEN	
1	11.4	14.9	13.8	14.4	16.1	11.4	14.2	18.9	11.0	9.8	18.0	15.6	13.6	19.5	20.0	14.9	16.3	11.0	6.4	14.3	
2	1.0	.	1.5	0.7	2.0	1.4	0.4	1.1	1.2	0.8	0.4	1.8	1.8	0.3	1.0	2.1	0.8	0.7	1.4	2.6	
3	.	.	.	.	.	.	.	.	.	.	.	0.3	0.2	.	.	.	.	.	.	0.2	
4	.	0.2	.	.	2.1	1.0	.	0.2	.	3.9	0.2	0.4	1.5	0.2	.	.	.	1.1	0.3	0.4	
5	.	1.4	1.0	0.3	0.1	.	1.5*	3.2	0.2	.	0.2	.	.	2.3	2.7	.	4.0	.	.	.	
6	.	.	.	.	.	.	.	0.1	.	.	.	.	.	.	0.1	.	0.3	.	.	.	
7	3.0	.	.	.	.	.	.	.	.	.	.	.	.	.	.	.	.	.	.	.	
8	.	1.6	1.2	1.4	0.8	0.3	1.4	0.4	5.5	21.4	3.6	0.3	0.6	0.6	0.6	.	1.6	0.8	0.1	0.5	
9	.	0.2	1.2	.	5.6	2.2	1.0	.	2.6	1.4	0.2	1.4	4.9	0.2	0.2	1.4	0.2	1.4	1.4	3.0	
10	.	.	.	.	.	.	0.6	.	.	.	.	.	.	.	.	.	.	.	.	.	
11	1.1	10.1	8.5	0.8	16.5	37.7	22.0	0.5	7.2	10.8	1.1	7.7	44.9	1.2	3.1	3.8	0.7	5.8	5.2	23.1	
12	21.5	7.5	10.0	5.3	15.7	13.0	11.0	5.9	10.5	9.5	6.1	13.7	10.1	5.5	6.0	13.7	8.0	11.8	8.6	10.3	
13	3.6	1.6	3.4	2.2	3.2	3.6	2.6	2.3	2.7	6.5	1.9	8.1	5.7	2.2	3.3	6.6	1.8	4.0	5.0	3.2	
14	.	.	.	.	.	.	.	.	.	.	.	.	.	.	.	.	.	.	.	.	.
15	19.7	11.7	12.4	12.2	17.5	15.2	13.3	14.5	8.8	8.0	9.4	12.2	11.6	8.4	9.9	7.2	15.0	10.4	8.3	12.3	
16	.	.	.	0.6	0.4	0.2	.	0.7	0.3	.	0.4	0.4	0.2	0.2	.	0.2	0.8	0.5	0.4	0.5	
17	0.3	1.6	1.3	0.3	0.8	0.7	1.7	0.3	1.8	0.2	.	1.1	0.9	0.3	0.3	1.9	0.4	0.6	0.8	1.4	
18	.	.	.	.	.	.	.	.	0.1	.	.	.	.	.	.	.	.	.	.	.	.
19	.	.	.	.	.	.	.	.	.	.	.	.	.	.	.	.	.	.	.	.	.
20	12.2	3.5	9.6	12.2	13.9	8.9	18.0	13.6	3.2	1.2	34.2	12.1	19.4	7.9	2.6	6.1	15.8	2.3	1.9	29.6	
21	7.6	1.1	29.6	3.5	25.8	8.8	16.6	20.2	16.2	9.8	4.6	3.9	11.3	9.6	7.2	14.6	9.6	14.6	12.1	22.5	
22	.	0.5	2.5	0.9	1.2	4.2	0.2	0.8	0.9	8.0	1.2	1.0	1.3	1.2	0.6	1.6	2.4	2.1	1.7	2.6	
23	5.8	5.6	20.0	3.7	7.8	5.8	5.9	8.3	20.9	14.5	6.8	9.5	12.6	8.3	22.7	11.6	6.1	12.0	32.8	7.2	
24	7.5	7.5	6.3	10.0*	9.6	13.4	13.0	6.1	2.4	4.0	7.4	4.8	18.3	3.2	4.6	3.7	12.7	8.9	2.2	16.0	
25	3.7	3.6	6.0	1.8	3.1	3.8	3.0	1.6	2.6	9.0	3.6	6.7	6.8	2.3	5.8	4.4	2.7	4.8	4.2	5.5	
26	3.5	0.4	1.7	1.4	2.9	4.3	1.0	0.8	1.0	7.0	0.7	1.1	2.8	0.3	0.7	1.1	2.6	3.9	4.1	2.2	
27	0.7	0.4	.	0.4	0.3	0.7	0.2	0.7	0.4	0.4	0.7	0.4	.	0.3	0.4	0.5	0.8	0.5	0.4	0.5	
28	8.4	5.7	2.4	4.5	0.3	5.0	.	8.8	0.5	0.2	2.8	1.5	1.9	13.1	13.3	1.1	7.7	1.3	0.1	2.4	
29	8.0	5.8	2.1	8.1	2.4	4.1	4.6	4.3	2.1	5.3	3.8	2.9	7.2	4.0	6.3	2.1	9.0	1.9	0.7	4.2	
30	35.5	13.0	17.0	10.1	21.2	49.6	25.0	10.3	26.8	15.8	10.0	34.3	41.6	10.8	11.8	17.8	11.5	17.2	10.6	30.9	
31	2.1	0.3	5.2	2.9	3.8	3.1	0.4	0.4	0.7	.	.	2.3	6.9	0.5	0.6	9.9	.	9.6	10.9	8.8	
I	15.4	18.3	18.7	16.8	26.7	16.3	19.1*	23.9	20.5	37.3	22.6	19.8	22.6	23.1	24.6	18.4	23.2	15.0	9.6	21.0	
NORM	27.9	25.7	.	.	26.2	25.1	22.0	27.5	25.4	25.4	26.7	24.1	24.5	28.8	26.3	27.0	27.3	25.3	24.1	24.6	
II	58.4	36.0	45.2	33.6	68.0	79.3	68.6	37.8	34.6	36.2	53.1	55.3	92.8	25.7	25.2	39.5	42.5	35.4	30.2	80.4	
NORM	29.0	31.2	.	.	28.0	26.5	29.8	29.3	25.8	25.9	26.7	26.8	26.4	29.3	30.8	25.2	29.7	26.1	24.4	28.2	
III	82.8	43.9	92.8	47.3*	78.4	102.8	69.9	62.3	74.5	74.0	41.6	68.4	110.7	53.6	74.0	68.4	65.1	76.8	79.8	102.8	
NORM	31.0	29.9	.	.	27.3	33.8	27.4	30.6	30.6	31.1	31.1	31.6	30.7	30.4	30.3	31.6	32.2	33.9	29.4	26.5	
MND	156.6	98.2	156.7	97.7	173.1	198.4	157.6	124.0	129.6	147.5	117.3	143.5	226.1	102.4	123.8	126.3	130.8	127.2	119.6	204.2	
NORM	88.0	86.8	.	.	81.4	85.4	79.3	87.4	81.8	82.4	84.5	82.6	81.7	88.5	87.4	83.8	89.2	85.3	77.9	79.3	
DISTRICT 3		DISTRICT 4																			
NR	159	160	161	162	163	164	172	323	337	217	221	222	223	224	226	227	228	230	233	234	
DAG	NIEUW BUINEN	VEEN HUI ZEN	EELDE	NIE KERK	RODEN	ZEE RIJP	NIEUW OLDA	LAAG HA LEN	SCHOON LOO	HEILOO	ENK HUI ZEN	HOORN	SCHIEL LING WOUDE	EDAM	WIJK A/ZEE	ANNA PAU LOWNA	SCHA GEN	ZAAN DIJK	ZAAN DAM H'BRG	BER GEN	
1	6.1	13.5	12.6	17.0	14.0	16.2	12.2	11.0	8.4	8.9	11.9	10.5	13.3	13.0	9.0	6.5	7.0	.	9.6	10.8	
2	0.5	0.7	2.1	1.9	1.8	1.8	1.0	0.9	1.5	0.5	0.4	0.2	0.3	0.2	0.7	0.8	0.2	.	0.3	0.2	
3	.	.	.	0.1	0.1	.	.	.	.	.	.	.	.	.	.	.	.	.	.	.	
4	.	1.8	0.8	1.1	0.9	0.2	.	10.8	7.1	.	.	.	.	.	.	.	0.1	.	.	.	
5	.	0.1	.	.	.	4.0	.	.	.	.	.	.	.	.	.	.	.	.	.	.	
6	.	.	.	.	.	.	.	.	.	.	.	.	.	.	.	.	.	.	.	.	
7	.	0.2	.	.	.	.	.	0.3	0.6	12.3	7.8	7.0	11.7	8.3	21.6	3.8	7.4	.	13.9	7.5	
8	0.8	0.7	0.7	2.5	0.7	0.6	3.0	1.3	0.3	.	2.2	.	0.2	.	.	.	.	.	0.3	.	
9	3.5	1.2	3.1	3.6	4.5	1.5	3.0	0.3	1.1	.	.	.	.	.	.	.	.	.	.	.	
10	.	.	.	.	.	.	0.5	.	.	.	.	.	.	.	.	.	.	.	.	.	
11	6.5	5.7	40.5	.	.	10.0	14.7	17.6	7.5	0.2	0.1	0.5	0.1	0.8	.	4.6	.	.	0.2	.	
12	9.9	8.5	13.9	1.9	8.0	5.0	10.5	14.3	9.6	16.2	15.8	13.2	26.5	25.4	23.9	6.0	10.4	.	27.0	10.2	
13	8.1	3.0	2.5	2.2	1.8	2.6	2.5	6.5	7.3	4.0	7.7	4.3	6.6	5.6	4.7	2.2	2.7	.	8.4	4.4	
14	.	.	.	0.1	.	.	.	.	.	2.6	.	0.2	0.2	1.0	.	0.2	1.3	.	0.2	4.4	
15	7.4	13.0	14.1	14.0	22.0	16.3	11.0	9.8	15.0	3.5	7.2	6.3	1.8	9.8	2.2	7.1	1.5	.	3.8	0.1	
16	.	0.1	0.5	0.6	0.5	0.2	0.3	0.2	0.2	1.5	0.3	0.1	0.4	.	2.6	1.9	0.2	.	1.4	0.9	
17	.	0.4	0.7	0.1	0.8	1.2	1.8	0.1	0.4	2.6	0.5	1.3	3.0	1.8	3.2	.	0.5	.	3.6	2.3	
18	.	.	.	.	0.1	.	.	.	.	.	.	.	.	.	.	.	.	.	.	.	
19	.	.	.	.	.	.	.	.	.	.	.	.	.	.	.	.	.	.	.	.	
20	1.4	9.9	18.0	14.7	14.5	10.5	5.0	7.8	2.6	2.2	.	0.5	0.7	.	0.6	3.2	2.9	.	.	0.2	
21	14.6	11.0	6.1	1.4	9.5	4.8	0.8	11.5	29.1	0.5	1.3	6.0	8.7	3.6	.	.	0.9	.	1.0	.	
22	2.5	1.0	3.1	4.5	1.5	1.5	0.7	5.4	2.2	.	.	.	.	.	.	.	.	.	.	.	
23	19.7	6.0	8.2	9.1	5.5	18.0	11.6	7.1	10.0	7.5	17.1	1.0	5.0	1.8	1.0	6.7	12.5	.	1.1	8.3	
24	8.0	8.8	9.4	2.1	8.0	4.6	4.5	9.9	9.8	6.2	10.0	8.1	9.5	13.6	12.9	10.2	2.3	.	26.6	4.4	
25	5.4	3.5	8.6	5.1	3.0	6.5	8.4	3.1	3.0	14.4	3.0	3.8	3.7	3.4	7.8	4.1	2.4	.	11.0	3.4	
26	3.0	1.4	3.9	.	0.6	2.5	1.1	2.6	4.1	2.5	4.0	3.5	2.6	2.1	2.0	2.8	0.9	.	2.0	3.7	
27	0.4	0.7	0.6	0.4	0.5	0.3	0.5	0.7	0.5	4.2	0.9	2.5	1.0	1.4	4.3	3.0	2.0	.	3.0	4.6	
28	0.2	2.6	4.5	0.1	0.1	6.1	0.7	2.1	0.9	1.2	1.8	5.7	2.3	3.8	2.2	.	0.1	.	1.3	0.5	
29	1.8	2.9	4.9	6.2	5.5	5.4	2.8	3.0	1.7	5.3	6.9	6.6	7.0	6.4	3.1	12.1	4.5	.	7.0	11.3	
30	13.5	28.4	24.7	8.1	15.3	12.0	36.2	26.1	12.4	9.9	16.8	14.5	26.8	21.5	9.5	6.5	5.8	.	18.2	7.1	
31	7.3	5.9	5.4	7.2	3.3	1.5	8.3	17.1	6.3	0.2	0.9	0.1	8.9	1.0	.	4.3	0.3	.	1.0	.	
I	10.9	18.1	19.4	26.2	22.0	24.3	19.7	24.6	19.0	21.7	22.3	17.7	25.5	21.5	31.3	11.1	14.7	.	24.1	18.5	
NORM	26.7	26.2	26.0	24.3	25.8	27.0	.	24.7	.	24.5	25.7	26.6	29.1	27.6	23.0	24.8	22.0	25.7	26.6	23.6	
II	33.3	40.6	90.2	33.5	47.8	45.8	45.8	56.													

JULI 2017

NEERSLAG 8-8 UUR (MM)

DISTRICT 4													DISTRICT 5							
NR	235	236	238	239	240	242	249	251	252	255	257	263	256	317	344	348	352	356	359	364
DAG	CAS TRICUM	MEDEM BLIK	DE HAUKES	DEN OEVER	KREI LER OORD	PURMER END	HOOG KARS PEL	WEST BEEM STER	KOL HORN	HOOG OBDAM	ASSEN WOOD	DELFT	MARK EN	MARK NESSE	TOLLE BEEK	EMMEL OORD	NA GELE	KUINRE	LEMMER BUMA	DRON TEN
1	11.5	10.3	7.0	7.5	9.2	11.7	11.8	9.6	7.4	9.7	8.0	8.8	12.1	10.1	14.7	12.2	13.0	13.5	13.1	13.7
2	0.5	0.3	0.6	0.5	0.4	0.2	0.2	0.2	0.3	0.2	0.3	0.3	0.3	1.2	0.4	1.3	2.6	3.2	1.0	1.0
3	.	.	.	.	.	.	.	.	.	.	.	.	.	0.1	.	.	.	.	.	.
4	.	.	.	.	.	.	.	.	.	.	.	.	.	.	.	.	.	0.2	1.1	.
5	.	.	.	.	.	.	.	.	.	.	.	.	.	.	.	.	.	.	.	.
6	.	.	.	.	.	.	.	.	.	.	.	.	.	.	.	.	.	.	.	.
7	10.5	2.3	3.8	1.5	2.4	9.5	6.8	7.9	4.0	7.6	3.6	16.7	9.4	5.1	7.6	6.2	6.7	2.8	0.3	3.9
8	.	.	.	.	.	.	0.3	.	.	.	.	.	.	0.1	0.1	.	.	0.1	.	.
9	.	.	.	.	.	.	.	.	.	.	.	.	.	.	.	.	.	.	.	.
10	.	.	.	.	.	.	.	.	.	.	.	.	.	.	.	.	.	.	.	.
11	.	0.5	2.6	3.7	2.6	0.4	0.2	0.4	3.1	0.7	0.6	.	.	1.4	0.3	0.9	1.0	1.0	0.5	0.1
12	23.5*	11.5	5.7	4.5	6.0	28.5	11.4	16.8	9.7	10.9	11.5	28.4	21.9	21.3	35.1	27.2	15.8	30.6	16.1	15.4
13	4.5	3.2	2.6	1.9	2.4	6.0	8.3	4.9	3.3	4.1	3.9	6.4	18.5	3.4	2.9	3.2	9.5	2.6	1.9	6.8
14	1.2	0.1	.	.	.	1.0	0.1	1.3	0.7	.	0.2	1.0	0.2	0.1	.	.	.	.	.	.
15	9.0	1.6	4.6	1.1	6.6	10.3	6.9	3.2	.	5.4	2.2	2.2	12.1	11.2	9.2	14.3	8.7	10.4	12.9	19.1
16	3.6	0.4	1.2	0.7	0.7	0.2	0.3	0.3	0.9	0.8	0.3	0.6	0.2	0.1	0.4	.	0.2	0.1	0.2	0.3
17	3.6	0.3	.	0.3	.	2.5	0.6	2.6	0.4	1.7	0.2	2.6	2.5	0.1	2.0	0.3	5.8	1.1	0.4	4.5
18	0.1	.	.	.	.	.	.	.	.	.	.	.	.	.	0.1	.	.	.	.	.
19	.	.	.	.	.	.	.	.	.	.	.	.	.	.	.	.	.	.	.	.
20	1.8	0.3	2.7	8.6	3.1	0.8	.	.	4.5	3.1	0.9	0.7	0.3	7.5	10.3	4.7	4.5	7.2	2.4	9.6
21	0.3	3.9	2.1	2.3	.	2.7	18.0	0.5	2.0	8.8	2.6	1.1	18.1	7.9	8.8	5.5	0.3	11.6	10.8	5.3
22	.	.	.	.	.	.	.	.	.	.	.	.	.	0.1	.	.	.	.	.	.
23	2.0	0.9	3.5	1.7	1.7	1.1	1.9	2.1	4.5	3.2	2.3	1.7	6.5	7.2	5.9	7.2	7.0	8.6	13.4	6.6
24	10.4	5.5	5.8	5.1	8.8	14.8	5.7	19.5	2.6	5.6	4.4	22.0	7.2	7.5	5.8	9.4	2.0	10.1	9.1	6.8
25	11.0	5.2	0.7	0.4	.	2.8	2.3	1.6	0.9	1.9	5.7	7.0	0.7	3.8	3.2	2.7	0.1	2.8	5.9	5.7
26	1.5	0.9	1.0	1.2	1.7	0.7	2.5	0.6	1.1	1.4	1.5	0.9	3.4	6.7	5.6	9.2	6.5	7.6	7.9	5.1
27	4.5	4.1	3.6	2.6	2.0	2.1	1.3	2.1	3.0	3.1	3.1	3.7	0.9	0.6	0.5	0.6	0.5	1.3	1.9	0.6
28	2.6	1.9	0.2	1.2	.	5.4	5.4	6.2	0.3	0.3	1.2	1.3	4.5	4.3	12.3	7.0	4.0	12.5	0.4	0.2
29	4.7	8.1	9.5	7.2	5.8	9.0	7.4	7.4	8.5	6.8	10.4	3.7	7.3	21.6	12.9	12.1	9.8	5.2	9.1	0.7
30	9.0	9.7	6.9	7.6	7.8	17.1	17.3	11.8	9.0	11.2	11.9	13.2	27.8	39.1	32.9	33.7	37.6	25.6	16.0	19.0
31	0.1	.	0.3	0.1	.	1.5	0.2	.	0.2	.	.	0.3	5.1	6.6	2.5	3.3	2.5	4.1	0.4	4.8
I	22.5	12.9	11.4	9.5	12.0	21.4	19.1	17.5	11.7	17.5	11.9	25.8	21.8	16.6	22.8	19.7	22.3	19.8	15.5	18.6
NORM	22.2	26.3	28.7	26.3	26.0	27.2	23.6	26.4	23.9	26.7	24.9	24.9	25.8	25.0	27.2	28.2	27.4	29.4	27.0	29.2
II	47.3*	17.9	19.4	20.8	21.4	49.7	27.8	29.5	22.6	26.7	19.8	41.9	55.7	45.1	60.3	50.6	45.5	53.0	34.4	55.8
NORM	23.7	27.4	23.8	25.9	25.3	26.9	23.5	25.9	24.4	26.1	26.1	23.6	25.0	25.0	26.0	27.2	26.6	28.1	28.2	27.1
III	46.1	40.2	33.6	29.4	27.8	57.2	62.0	51.8	32.1	42.3	43.1	54.9	81.5	105.4	90.4	90.7	70.3	89.4	74.9	54.8
NORM	22.6	24.2	22.8	23.6	22.2	26.2	22.9	23.5	22.0	21.7	21.7	23.7	27.3	27.3	29.5	29.9	32.6	32.2	27.5	33.6
MND	115.9	71.0	64.4	59.7	61.2	128.3	108.9	98.8	66.4	86.5	74.8	122.6	159.0	167.1	173.5	161.0	138.1	162.2	124.8	129.2
NORM	68.4	77.9	75.4	75.9	73.5	80.3	70.0	75.8	70.3	74.5	74.5	72.2	78.1	78.1	82.7	85.3	86.6	89.7	82.6	89.8
DISTRICT 5						DISTRICT 6														
NR	365	366	369	371	372	516	298	327	330	331	332	333	335	339	340	341	342	343	345	349
DAG	SWIF TER BANT	BID DING HUIZEN	LELY STAD	ZEE WOLDE	ZEE WOLDE SW	HARDER WIJK	STEEN WIJKS MOER	DWIN GE LOO	ZWOLLE	DENE KAMP	HOOG VEEN	EMMEN	IJSSEL MUIDEN	RHEE ZER VEEN	HEINO	ZWEE LOO	VILS TEREN	SCHOO NEBEEK	VROOMS HOOP	KLA ZIENA VEEN
1	13.5*	14.9	19.8	17.5	17.6	18.3	13.0	14.0	13.0	6.0	15.8*	10.0	14.1	16.0	12.1	12.2	11.8	10.6	11.4	6.6
2	.	0.7	.	0.6	0.7	0.6	2.1	1.6	0.8	2.5	0.9*	1.8	1.4	2.0	0.6	2.4	1.2	0.9	1.7	1.6
3	.	0.1	.	.	.	.	0.1	.	.	0.1	0.5*	.	.	.	.	.	.	0.6	.	0.1
4	.	.	.	.	.	.	.	1.7	.	.	0.3*	1.3	.	0.2	.	0.9	0.1	0.9	.	1.9
5	.	.	.	.	.	.	.	.	.	.	.	.	.	.	.	.	.	.	.	.
6	.	.	.	.	.	.	.	.	.	.	.	.	.	.	.	.	.	.	.	.
7	5.7	4.4	6.0	6.1	11.4	5.0	1.1	0.7	4.4	2.1	0.9	0.3	4.4	5.0	7.2	0.5	6.4	0.9	4.7	0.6
8	.	.	.	.	0.3	.	.	.	.	.	.	.	.	.	0.2	.	0.1	.	.	.
9	.	.	.	.	.	.	.	.	.	.	.	.	.	.	.	.	.	.	.	.
10	.	.	.	.	.	.	.	.	.	.	.	.	.	.	.	.	.	.	.	.
11	0.4	0.3	.	0.2	.	.	2.5	15.2	2.7	17.3	6.9	7.8	0.4	3.5	1.6	9.3	0.1	2.9	3.1	3.8
12	15.5	14.5	15.6	16.0	18.1	12.1	15.0	11.6	14.5	24.3	10.7	11.3	15.5	19.2	13.8	11.5	10.5	13.8	17.1	19.9
13	11.2	7.9	8.3	9.1	7.7	7.8*	7.8	5.5	7.9	5.7	5.7	5.7	4.0	9.0	10.8	7.5	7.5	6.9	7.6	5.9
14	.	0.1	0.1	.	.	.	.	.	.	.	.	.	.	.	.	.	.	.	.	0.1
15	7.1	9.4	14.5	4.9	5.3	9.0	11.3	7.5	11.4	3.8	10.2	8.3	10.4	6.5	12.2	7.3	9.0	13.2	5.7	18.4
16	.	.	.	.	.	.	.	.	.	.	0.2	0.2	0.1	.	.	.	.	.	0.2	0.3
17	2.3	1.4	3.5	3.5	2.1	1.2	0.1	.	1.6	1.1	0.2	0.2	1.6	1.0	2.1	0.3	0.5	0.1	1.2	0.3
18	.	.	.	.	.	.	.	.	.	.	.	.	.	.	.	.	.	.	.	.
19	.	.	.	.	.	.	.	.	.	.	.	.	.	.	.	.	.	.	.	.
20	5.2	7.2	6.5	4.5	5.8	9.6	1.5	10.4	9.1	9.0	5.9	1.5	9.2	3.4	11.6	1.5	13.2	4.4	8.3	3.3
21	4.1	0.6	0.6	2.6	1.1	2.3	3.6	20.7	2.0	1.0	13.4	10.0	4.4	1.5	.	9.9	.	0.3	0.3	0.8
22	.	.	.	.	.	.	1.1	.	.	5.0*	1.3	6.1	.	1.5	.	2.0	.	6.3	0.2	4.1
23	7.1	5.7	4.8	4.8	5.2	4.6	7.9	6.7	8.3	13.0*	6.8	17.7	6.0	5.9	12.3	10.9	7.5	16.4	11.6	14.5
24	5.1	6.2	3.2	4.5	5.1	3.6	15.4	10.5	14.5	10.0*	19.3	8.5	8.1	15.4	8.2	8.8	6.0	8.9	13.9	9.4
25	4.8	9.3	3.8	17.7	9.8	10.6	2.5	2.6	1.1	13.0*	0.3	9.7	0.8	1.1	.	3.6	1.5	9.3	1.6	5.9
26	4.5	6.9	5.2	7.0	4.7	5.1	3.7	2.1	2.5	6.5	4.6	3.6	4.6	4.5	2.4	3.0	2.4	1.4	2.8	3.9
27	0.5	0.5	1.0	0.8	0.6	0.6	0.6	1.5	0.6	0.5	0.6	0.5	1.4	1.1	1.0	0.6	1.0	0.7	0.6	0.7
28	0.8	0.4	0.6	1.2	.	.	.	1.7	.	.	0.9	.	.	.	.	.	.	.	.	.
29	1.2	1.5	2.1	3.0	2.9	1.5	1.0	3.4	1.6	0.3	9.8	11.4	1.4	0.6	1.6	8.3	1.0	1.4	0.7	4.0
30	32.7	31.0	30.4	38.0	24.7	28.4	6.4	23.6	14.4	0.1	15.1	8.1	22.8	4.4	1.0	10.8	5.0	4.7	0.8	9.3
31	4.6	7.7	4.8	5.4	1.0	7.6	0.3	13.4	11.7	3.2	12.0	1.9	11.6	1.3	3.4	3.6	2.2	0.9	5.5	4.9
I	19.2*	20.1	25.8	24.2	30.0	23.9	16.3	18.0	18.2	10.9	18.4*	13.4	19.9	23.2	19.9	16.2	19.6	13.9	17.8	10.8
NORM	28.7	31.0	30.9	37.9	30.9	25.5	27.4	26.4	25.3	27.5	26.4	27.4	27.4	24.5	24.3	24.9	26.5	25.3	22.8	27.3
II	41.7	40.8	48.5	38.2	39.0	39.7*	38.2	50.2	47.2	61.2	39.8	35.0	41.2	42.6	52.1	37.4	40.8	41.3	43.2	52.0
NORM	25.6	26.3	23.1	23.5	23.5	22.7	26.9	26.8	22.8	27.8	25.2	27.9	27.9	23.8	23.3	24.7	23.4	23.3	22.5	22.9
III	65.4	69.8																		

DISTRICT 6													DISTRICT 7								
NR	354	358	361	362	664	665	668	670	672	675	681	687	225	229	426	435	437	438	439	442	
DAG	DE DEMS VAART	ROU VEEN	TUB BERGEN	RUINER WOLD	AL MELO	EN SCHEDE	HENGE LO (OV)	TWEN THE	HELLEN DOORN	WEER SELO	LET TELE	HOL TEN	OVER VEEN	ZAND VOORT	ZOE TER MEER	HEEM STEDE	LIJN DEN	HOOFD DORP	ROELOF ARENDS VEEN	BOS KOOP	
1	16.2	18.0*	9.0	15.9*	10.0	6.7	21.6	14.0	10.6	6.7	10.4	9.3	10.9	7.4	16.6	11.2	10.9	9.9	13.5	13.7	
2	1.8	1.0	5.0	1.1*	2.2	1.4	2.1	1.6	1.4	1.4	1.5	1.6	0.5	.	.	0.3	0.3	0.2	0.6	0.2	
3	.	0.1	.	0.1*	.	0.2	.	.	.	.	.	.	.	.	.	.	.	.	.	.	
4	0.4	.	.	0.7*	.	.	.	.	.	.	.	.	.	.	.	.	.	.	2.2	0.1	
5	.	.	.	.	.	.	.	.	.	.	.	.	.	.	.	.	.	.	.	.	
6	.	.	.	.	.	.	.	.	.	.	.	.	.	.	.	.	.	.	.	.	
7	2.3	3.0	4.5	1.4	4.4	3.1	2.3	1.6	5.7	2.5	5.2	4.7	28.2	30.9	29.3	28.2	27.7	19.7	13.8	37.0	
8	.	.	.	.	.	3.3	2.7	12.4	0.2	.	.	.	0.5	0.2	.	0.4	0.2	2.9	.	.	
9	.	.	.	.	.	.	.	.	.	.	.	.	.	.	.	.	.	.	.	0.1	
10	.	.	.	.	.	.	.	.	.	.	.	.	.	.	.	.	.	.	.	.	
11	1.2	2.7	18.0	1.7	11.4	3.9	7.2	4.9	2.5	4.5	2.5	5.4	0.1	0.1	.	0.2	0.1	0.5	.	0.8	
12	17.2	13.2	16.5	12.5	22.6	28.9	29.5	22.9	17.0	26.8	24.7	25.0	31.6	28.0	16.0	22.6	23.4	20.8	25.4	25.2	
13	6.9	6.0	6.0	2.2	6.4	10.4	7.6	14.2	7.1	6.0	7.1	6.4	5.7	5.0	7.0	8.3	8.4	8.2	7.2	7.8	
14	.	.	.	.	.	.	0.1	.	.	.	.	.	.	0.5	1.1	0.2	0.3	0.5	4.1	1.2	
15	11.9	16.3	6.7	9.8	5.2	6.2	5.4	4.5	7.4	3.5	6.5	5.5	1.4	1.4	3.6	2.2	0.7	2.1	1.0	6.5	
16	.	.	0.4	.	1.0	0.1	0.4	.	.	0.9	.	.	1.5	0.8	0.6	0.7	0.6	0.3	0.9	0.5	
17	0.7	0.4	1.0	1.2	0.8	3.0	3.2	4.8	1.5	1.0	3.8	2.4	2.8	3.5	0.7	2.4	2.7	1.8	0.5	1.0	
18	.	.	.	.	.	.	.	.	.	.	.	.	.	.	.	.	.	.	.	.	
19	.	.	.	.	.	.	.	.	.	.	.	.	0.1	.	.	0.2	.	.	.	0.8	
20	6.9	13.2	6.6	5.0	9.7	18.5	8.6	16.1	10.6	5.8	14.5	7.4	1.2	5.0	5.5	0.7	0.4	0.1	1.0	1.3	
21	2.5	14.6	0.2	13.2	4.2	0.2	0.2	0.3	0.3	1.5	.	1.4	.	.	5.5	0.9	2.5	0.9	1.3	3.2	
22	3.7	.	4.0	.	0.1	2.4	2.6	2.3	0.1	1.0	.	0.3	.	.	0.5	.	.	.	.	.	
23	7.2	7.3	8.0	8.3	7.8	15.3	7.4	9.6	7.5	16.3	14.4	8.2	1.5	1.8	1.0	2.0	3.4	0.7	2.0	1.5	
24	6.1	18.3	10.0	12.5	7.6	7.5	9.5	7.7	10.1	7.6	10.4	9.9	14.9	13.3	9.0	17.8	25.8	11.0	30.4	19.5	
25	1.8	0.2	6.9	2.3	1.8	3.4	4.1	3.5	0.6	9.2	5.9	1.4	12.7	4.3	9.0	6.6	12.1	4.5	1.9	8.6	
26	2.9	1.7	6.2	0.5	6.4	7.1	6.7	4.4	6.3	7.0	7.2	6.5	2.5	0.4	0.5	4.6	1.8	3.0	3.0	1.4	
27	0.9	1.2	.	0.9	0.4	0.5	0.6	0.8	0.6	0.3	0.5	0.4	5.8	2.3	1.4	3.2	2.5	1.9	1.2	2.7	
28	.	0.1	.	3.0	.	.	.	.	.	.	.	.	0.4	0.3	.	1.8	2.9	1.2	3.1	0.5	
29	0.7	0.7	2.0	10.5	0.2	1.0	0.5	0.4	1.7	0.4	0.6	0.8	4.0	1.6	8.8	5.0	5.9	4.4	2.9	5.1	
30	10.7	19.1	0.5	10.2	0.6	0.1	0.5	0.2	2.0	0.9	0.5	1.5	14.9	15.0	30.0	18.7	23.3	23.2	28.3	30.1	
31	1.2	1.3	1.5	10.0	2.9	0.6	2.0	1.2	3.9	10.6	3.2	5.1	0.4	0.4	1.6	1.3	0.7	1.6	5.8	0.8	
I	20.7	22.1*	18.5	19.2*	16.6	14.7	28.7	29.9	17.9	10.6	17.3	15.6	40.1	38.5	45.9	40.1	39.1	32.7	30.1	51.1	
NORM	23.8	25.9	27.7	.	28.3	26.0	27.1	26.2	24.9	26.3	24.4	.	26.5	24.5	.	27.5	29.5	26.0	26.2	31.1	
II	44.8	51.8	55.2	32.4	57.1	71.0	62.0	67.4	46.1	48.5	59.1	52.1	44.4	44.3	34.5	37.5	36.6	34.3	40.1	45.1	
NORM	26.8	27.0	24.0	.	23.5	23.2	24.8	22.8	25.4	24.4	23.7	.	25.9	22.7	.	25.5	23.6	26.5	24.3	24.9	
III	37.7	64.5	39.3	71.4	32.0	38.1	34.1	30.4	33.1	54.8	42.7	35.5	57.1	39.4	67.3	61.9	80.9	52.4	79.9	73.4	
NORM	35.7	33.1	28.7	.	32.2	29.0	30.9	30.3	37.5	31.8	36.1	.	22.9	22.4	.	24.9	26.0	26.2	24.0	26.6	
MND	103.2	138.4	113.0	123.0	105.7	123.8	124.8	127.7	97.1	113.9	119.1	103.2	141.6	122.2	147.7	139.5	156.6	119.4	150.1	169.6	
NORM	86.3	85.9	80.5	.	84.0	78.1	82.8	79.3	87.8	82.5	84.3	.	75.3	69.6	.	77.9	79.2	78.8	74.5	82.6	
DISTRICT 7																					
NR	443	444	449	450	453	454	455	456	458	461	463	464	467	470	474	477	479	480	481	482	483
DAG	GOUDA	KAT WIJK	DELFT	NU MANS DORP	BERG SCHEN HOEK	LISSE	STRIJ EN	OOST VOORNE	AALS MEER	BAREN DRECHT	N.HEL VOET	BRIEL LE	POORTU GAAL	ZEG VELD	VALKEN BURG VK	H.VAN H'LAND M'PAD	MAAS LAND	HON DIJK	VOOR SELERSSCHO TEN	HENDRIK IDO BACHT	KRIM- AMPEN LEK
1	11.8	11.7	12.9	19.1	11.5	13.7*	19.5	9.6	10.0	14.8	11.3	10.9	13.1	10.6	11.1	8.1	12.0	9.1	14.8	15.1	14.3
2	0.6	0.3	0.3	0.3	0.2	.	*	0.2	0.3	0.2	0.6	1.3	0.6	0.3	1.4	0.7	0.2	0.2	0.4	0.3	0.2
3	0.1	.	.	0.1	.	.	*	.	.	.	.	.	.	.	.	.	.	.	.	.	.
4	0.2	.	0.1	1.1	.	.	*	.	.	.	.	.	.	.	.	.	0.2	0.2	0.8	.	.
5	.	.	.	.	.	.	.	.	.	.	.	.	.	.	.	.	.	.	.	.	.
6	.	.	.	.	.	.	.	.	.	.	.	.	.	.	.	.	.	.	.	.	.
7	4.3	15.2	5.4	10.8	6.5	28.6	11.7	4.5	36.2	12.6	6.2	5.0	14.6	17.3	14.0*	6.8	4.4	6.2	13.7	13.3	5.5
8	.	.	.	.	.	1.4	.	.	.	2.9	.	.	.	.	0.2	.	.	.	0.2	.	.
9	.	.	.	.	.	.	.	.	.	.	.	.	.	.	.	.	.	.	.	.	.
10	.	.	.	.	.	.	.	.	.	.	.	.	.	.	.	.	.	.	.	.	.
11	8.8	.	0.4	5.4	40.0	13.8	1.8	.	0.1	3.5	.	0.7	4.6	1.2	.	0.4	0.4	0.3	0.2	3.0	0.8
12	26.6	24.5	27.7	53.3	7.0	15.2	7.0	6.0	9.7	4.7	7.3	4.9	39.3	38.4	29.3	38.8	31.4	27.6	22.7	37.3	32.6
13	11.8	13.3	8.6	8.4	4.8	0.5	.	0.2	1.2	0.2	0.7	0.2	0.1	1.1	0.3	0.6	0.3	0.4	0.6	0.9	0.4
14	0.4	0.7	0.2	.	4.8	0.5	.	.	1.2	0.2	0.7	0.2	0.1	1.1	0.3	0.6	0.3	0.4	0.6	0.9	0.4
15	6.0	.	0.7	7.6	5.1	7.4	3.1	.	1.3	2.1	4.3	.	0.3	6.9	0.1	1.0	.	1.5	0.3	2.7	10.8
16	0.3	1.5	1.1	1.7	0.8	1.2	.	1.8	0.3	1.4	2.4	1.0	1.5	0.8	1.4	2.0	1.7	1.5	1.4	0.3	0.3
17	1.0	1.0	0.7	4.3	2.4	0.3	8.5	2.5	2.9	5.4	2.3	2.5	4.3	0.4	1.3	2.0	2.7	0.8	0.8	5.2	3.4
18	.	.	.	.	.	.	.	.	.	.	.	.	.	.	.	.	.	.	.	0.1	.
19	1.8	1.8	.	.	.	0.6	.	.	.	.	.	.	.	0.8	2.4	.	.	.	0.4	0.3	.
20	1.9	3.2	2.9	22.7	15.6	6.5	19.4	1.2	0.1	15.5	1.5	1.0	4.1	1.4	3.6	5.6	2.2	2.4	5.8	20.9	5.4
21	7.0	0.8	2.6	4.2	1.6	1.3	1.3	3.6	2.6	0.6	2.8	4.3	1.1	5.4	3.7	.	2.3	3.5	4.5	0.6	6.2
22	.	.	.	.	0.3	.	.	.	.	.	.	0.1	.	.	.	.	.	.	.	.	.
23	2.7	1.3	1.4	2.8	1.5	7.3	1.5	2.6	2.1	2.0	3.0	.	2.2	4.1	1.5	2.8	1.8	1.2	1.5	1.4	1.1
24	13.0	31.3	6.5	4.7	15.0	12.7	1.9	16.9	14.5	10.5	11.8	19.0	16.9	13.1	22.5	19.0	11.7	9.6	21.9	9.9	10.7
25	14.9	14.3	16.3	6.7	15.0	3.7	5.9	4.9	9.7	15.9	30.0	13.2	8.3	10.8	13.7	9.0	25.7	9.8	15.5	6.1	12.7
26	1.8	0.4	0.3	0.2	.	0.6	.	.	2.3	0.3	.	.	0.1	4.2	0.7	.	.	.	2.0	0.1	0.5
27	1.3	4.0	1.6	0.4	3.6	0.3	0.8	1.1	1.1	.	.	1.4	1.4	1.6	5.4	2.0	0.2	1.5	4.5	0.6	0.6
28	0.4	0.5	2.6	0.2	0.8	.	.	.	2.1	0.5	.	.	1.0	3.5	0.5	0.7	.	.	1.0	.	.
29	4.9	3.9	9.2	1.2	4.1	8.7	1.1	9.2	4.4	1.8	8.2	8.0	4.6	7.6	3.6	8.4	4.9	7.0	6.0	2.3	2.9
30	30.0	19.6	29.4	8.1	31.7	18.7	2.2	20.1	29.5	15.6	29.0	25.0	29.4	28.1	20.2	14.7	24.7	24.4	25.0	7.4	13.1
31	2.0	2.7	6.5	0.1	0.4	11.3	0.6	1.0	10.4	0.5	0.5	2.3	2.1	3.1	10.1	1.0	5.8	1.0	3.0	0.1	2.1
I	17.0	27.2	18.7	31.4	18.2	43.7*	31.4	14.4	49.3	28.0	19.0	16.5	28.1	30.0	26.0*	15.9	16.8	15.7	29.9	28.7	20.0
NORM	27.9	27.2	29.7	27.7	30.3	25.9	25.7	26.6	27.9	30.6	23.3	27.1	28.0	28.4	30.1	23.4	.	30.3	25.2	31.7	.

JULI 2017

NEERSLAG 8-8 UUR (MM)

DISTRICT 7						DISTRICT 8														DISTRICT 9		
NR	548	559	561	563	572	328	329	336	350	509	510	514	523	541	542	543	546	547	557	558		
DAG	LOENEN A/D VECHT	VLEU TEN	BEN SCHOP	WEESP	AB COUDE	HEERDE	WAPEN VELD	OLDE BROEK	ELBURG	DOORN	VAAS SEN	WIJK B/DUUR			PUT TEN	APEL DOORN	WOUDEN BERG	NIJ KERK	EER BEEK	LUN TEREN		
1	11.6	11.0	12.5	15.0	19.8	12.6	14.4	12.2	14.0	11.3	14.6	14.7	10.0	9.2	19.0	12.6	13.5	15.1	8.3	11.5		
2	.	1.0	0.8	0.5	0.3	0.6	0.6	0.7	1.2	1.6	1.3	0.3	1.5	0.4	1.5	2.4	1.1	0.9	1.0	2.2		
3	.	.	.	.	.	.	.	0.1	.	.	0.1	.	0.5	.	.	0.1	.	.	0.1	.		
4	4.6	2.0	1.6	.	0.6	.	.	.	.	.	.	0.3	4.5	.	.	.	.	.	0.4	0.5		
5	.	.	.	.	.	.	.	.	.	.	.	.	.	.	.	.	.	.	.	.		
6	.	.	.	.	.	.	.	.	.	.	.	.	.	.	.	.	.	.	.	.		
7	15.5	20.3	15.3	24.0	23.5	5.9	6.0	5.6	5.0	22.7	8.5	6.3	22.4	16.4	15.1	6.9	19.6	16.0	10.0	22.1		
8	.	.	.	.	3.2	.	.	.	.	.	0.1	0.1	.	.	.	0.1	0.3	7.9	.	.		
9	.	.	.	.	.	.	.	.	.	.	.	.	.	.	.	.	.	.	0.1	.		
10	.	.	.	.	.	.	.	.	.	.	.	.	.	.	.	.	.	.	.	.		
11	0.5	0.7	0.8	0.7	1.3	2.8	1.5	1.4	0.5	0.6	7.1	5.0	.	1.2	0.4	4.5	0.1	1.9	6.2	0.4		
12	29.7	22.1	25.0	18.0	22.1	18.7	15.9	10.9	11.5	29.0	23.4	35.6	27.4	20.6	25.1	23.2	26.2	24.2	19.7	22.3		
13	9.3	8.0	7.2	9.4	9.4	7.3	8.0	9.5	8.8	8.2	7.0	7.2	8.0	9.1	9.8	8.3	9.8	8.4	12.6	11.2		
14	0.3	.	.	0.5	0.7	.	.	.	.	0.2	.	0.2	.	.	.	.	0.3	0.3	.	.		
15	13.6	6.1	5.6	5.5	4.4	11.4	10.4	7.8	9.5	12.2	4.1	6.5	15.2	8.6	7.6	8.2	15.0	10.9	3.9	10.8		
16	0.4	0.2	0.3	0.7	0.4	.	0.1	0.1	.	.	.	0.1	.	0.2	.	.	0.1	.	.	.		
17	2.0	0.6	1.1	2.3	2.1	1.8	1.1	1.8	1.8	1.5	2.7	1.3	1.6	2.3	2.7	2.1	2.4	2.3	1.9	2.0		
18	.	.	.	0.1	.	.	.	.	.	.	.	.	.	.	.	.	.	.	.	.		
19	.	.	.	.	.	.	0.2	.	.	.	.	.	.	.	.	.	0.1	.	.	.		
20	0.7	3.5	9.9	0.1	0.5	9.9	11.6	9.0	8.3	22.9	6.5	12.1	15.1	10.7	8.1	12.3	18.6	12.5	6.4	13.1		
21	1.0	3.0	0.2	1.6	11.8	.	.	2.6	4.2	0.8	0.5	0.5	1.5	.	.	1.7	0.5	0.2	0.4	1.0		
22	.	.	.	.	.	.	.	.	.	.	.	.	.	0.2	.	.	.	.	.	.		
23	2.5	3.5	2.1	6.0	8.9	6.3	10.0	5.8	6.6	6.3	6.6	6.1	8.4	7.6	7.2	6.9	6.5	5.2	7.4	3.1		
24	8.5	10.0	6.0	7.5	12.0	6.4	10.1	28.4	17.6	9.1	6.0	9.0	8.5	6.6	13.0	5.6	9.6	15.8	5.7	6.1		
25	10.8	1.5	6.6	5.0	7.9	6.9	3.4	10.4	1.8	6.9	1.7	5.0	6.0	1.7	3.3	3.6	9.2	6.8	7.9	4.7		
26	1.6	1.1	2.3	1.7	3.4	6.2	7.1	5.4	4.0	7.0	6.5	7.5	4.8	8.0	7.1	6.1	21.5	5.8	6.2	7.8		
27	1.8	0.4	0.4	1.4	1.1	0.5	0.7	0.6	0.5	0.3	0.6	0.5	0.1	0.5	0.4	.	0.1	0.3	0.5	0.4		
28	1.3	0.2	.	2.0	2.0	.	0.5	.	.	.	.	0.3	.	.	.	.	.	.	.	.		
29	5.9	3.5	2.1	2.5	3.0	1.8	1.5	1.5	0.8	1.5	1.0	1.1	0.9	0.2	2.5	0.4	1.7	3.8	0.8	1.1		
30	34.0	22.4	9.6	36.5	33.1	3.5	6.3	12.8	19.6	3.0	2.4	3.7	3.8	0.3	5.6	2.4	3.6	11.1	2.8	1.9		
31	5.0	1.1	0.9	1.0	1.1	2.5	2.6	8.6	2.0	1.5	0.1	2.9	2.0	0.1	2.2	1.8	0.8	3.6	0.6	2.5		
I	31.7	34.3	30.2	39.5	47.4	19.1	21.0	18.6	20.2	35.6	24.6	21.7	38.9	26.0	35.6	22.0	34.3	32.3	27.8	36.3		
NORM	27.7	27.1	27.9	31.4	31.1	25.5	26.4	28.9	29.7	30.7	26.6	25.7	26.6	24.3	25.5	26.8	24.5	26.0	24.2	24.5		
II	56.5	41.2	49.9	37.3	40.9	51.9	48.8	40.5	40.4	74.6	50.8	68.0	67.3	52.7	53.7	58.6	72.5	60.6	50.7	59.8		
NORM	22.1	23.2	22.1	24.8	25.2	24.7	26.9	26.9	25.0	23.6	25.5	25.3	21.0	23.4	25.4	23.9	21.0	21.9	22.8	21.9		
III	72.4	46.7	30.2	65.2	84.3	34.1	42.2	76.1	57.1	36.4	25.4	36.6	36.0	25.2	41.3	28.5	53.5	52.6	32.3	28.6		
NORM	30.3	30.7	28.8	27.9	26.8	33.5	33.6	34.9	33.7	34.2	32.0	34.0	27.8	32.7	31.5	33.0	32.9	31.4	33.3	29.3		
MND	160.6	122.2	110.3	142.0	172.6	105.1	112.0	135.2	117.7	146.6	100.8	126.3	142.2	103.9	130.6	109.1	160.3	145.5	110.8	124.7		
NORM	80.0	81.0	78.8	84.1	83.2	83.7	86.9	90.7	88.4	88.4	84.1	85.0	75.4	80.3	82.4	83.8	78.4	79.4	80.3	75.6		
DISTRICT 8																	DISTRICT 9					
NR	560	564	565	567	570	571	573	576	578	579	580	582	583	591	593	595	596	588	645	663		
DAG	AME RONGEN	HULS HORST	VOORT HUI ZEN	KOOT WIJK	ELS PEET	HARS KAMP	BEEK BERGEN	SPA KEN BURG	OOSTER BEEK	VEE NEN DAAL	BARNE VELD	HA MERS VELD	WAGE NINGEN PD	DEE LEN	LAREN	SOEST	EEMNES	DUI VEN	HENGE LO (GLD)	LOCHEM		
1	12.8	13.5	10.8	14.5	15.6	10.8	9.0	16.3	11.1	13.4	13.5	10.6	13.6	9.8	19.8	15.0	16.2	7.4	8.4	11.9		
2	0.5	0.8	1.1	1.6	1.6	1.8	1.1	0.9	1.0	1.8	1.5	1.1	1.7	2.2	0.2	1.7	1.9	0.6	1.0	0.4		
3	0.1	0.1	0.1	0.3	0.1	.	.	.	.	0.1	.	.	0.1	.	0.4	0.1	.	.	0.5	0.3		
4	.	0.2	0.6	0.8	0.1	0.3	.	.	.	0.4	1.9	4.0	.	1.2	.	2.8	.	1.4	0.1	0.2		
5	.	.	.	.	.	.	.	.	.	.	.	.	.	.	.	0.1	.	0.1	.	.		
6	.	.	.	.	.	.	.	.	.	.	.	.	.	.	.	.	.	.	.	.		
7	30.9	6.4	7.8	8.6	8.2	7.3	9.0	19.1	19.4	24.0	10.9	8.8	25.1	15.4	26.6	19.1	18.1	10.7	9.5	5.6		
8	.	.	0.9	.	0.1	0.1	0.2	0.3	0.1	0.1	0.2	0.1	0.2	1.0	.	0.2	0.6	0.1	32.4	6.3		
9	.	0.1	.	.	.	.	.	.	.	.	.	.	.	.	.	.	.	.	.	.		
10	.	.	.	.	.	.	.	.	.	.	.	.	.	.	.	.	.	.	.	.		
11	.	0.2	1.8	0.5	1.5	1.0	2.2	0.1	1.2	0.9	1.9	0.8	1.3	3.7	0.8	0.9	0.1	.	4.6	11.5		
12	29.0	13.6	19.7	25.7	20.3	18.2	16.9	21.2	19.1	26.9	20.4	23.7	20.3	19.5	37.7	22.8	18.1	16.5	24.2	24.6		
13	8.4	9.6	10.8	13.0	9.9	15.5	23.1	10.7	15.5	9.7	13.3	10.7	10.8	9.0	8.9	10.1	13.7	9.3	8.6	14.0		
14	.	.	0.3	.	.	0.2	0.8	1.0	.	0.1	0.7	0.7	.	.	0.7	0.6	1.1	.	.	.		
15	13.5	5.7	5.1	8.7	7.8	8.8	2.6	10.1	8.4	13.8	9.1	11.5	13.7	6.7	8.4	11.6	6.4	11.9	2.9	6.0		
16	0.7	.	.	0.4	.	.	0.2	.	.	.	.	0.2	0.2	0.3	.	0.4	.	0.2	0.2	.		
17	1.0	3.3	2.0	2.3	3.2	2.0	2.0	2.5	2.6	1.6	2.2	1.7	1.9	2.0	2.0	2.2	2.1	2.6	1.9	1.8		
18	.	.	.	.	.	.	.	.	.	.	.	.	.	.	.	.	.	.	.	.		
19	.	.	.	.	.	.	.	.	.	.	.	0.4	.	.	.	.	.	.	.	.		
20	9.6	6.2	10.7	7.4	10.5	11.0	17.1	4.8	14.0	12.8	12.3	28.4	11.6	9.0	1.6	6.6	3.3	6.1	23.9	6.4		
21	0.4	3.7	0.4	1.1	1.5	0.9	2.3	2.9	1.0	1.5	0.6	0.3	1.2	0.8	1.5	1.7	2.3	.	0.1	3.1		
22	.	.	.	.	0.1	.	.	.	.	.	.	.	.	.	.	.	.	.	.	.		
23	3.5	5.4	3.7	7.7	5.0	6.7	8.2	5.2	8.0	3.7	4.3	5.4	5.9	8.4	2.5	7.3	2.6	10.7	8.1	7.1		
24	6.0	37.4	11.3	6.7	10.0	5.5	5.5	8.8	5.0*	3.4	8.2	11.8	4.3	5.0	7.7	12.8	6.1	10.6	15.2	11.6		
25	4.5	9.4	7.8	4.0	8.9	1.3	4.0	3.0	2.0*	4.3	12.3	5.5	5.1	0.9	13.1	13.2	26.8	4.7	1.2	10.2		
26	10.8	6.8	10.1	7.8	7.0	4.4	5.1	5.4	5.1	9.0	18.1	5.1	11.2	8.0	5.5	7.5	5.2	4.0	7.4	4.6		
27	.	1.1	0.2	0.3	0.5	.	0.1	0.7	0.4	0.4	0.3	0.2	0.1	0.6	0.5	0.3	0.4	0.3	0.7	1.4		
28	.	0.2	.	.	.	.	.	.	.	.	.	0.1	.	.	.	.	.	.	0.2	0.3		
29	0.9	1.1	1.2	.	2.0	0.6	3.6	1.7	1.0	1.9	1.6	0.9	0.9	2.1	3.2	3.0	6.6	0.9	0.9	1.1		
30	1.4	11.4	2.9	2.2	6.8	1.3	2.8	26.1	1.3	0.7	2.3	4.4	.	1.3	31.8	11.0	28.8	0.3	.	.		
31	3.8	1.3	1.6	2.7	1.9	0.3	3.4	3.3	0.3	1.3	0.5	2.1	1.2	1.2	4.8	7.1	5.4	6.3	2.7	1.2		
I	44.3	21.1	21.3	25.8	25.7	20.3	19.3	36.6	31.6	39.8	28.0	24.6	40.7	29.6	47.0	39.0	36.8	20.3	51.9	24.7		
NORM	24.8	26.9	25.8	24.9	26.6	23.6	23.6	25.8	25.0	22.3	26.7	25.3	21.9	22.8	29.7	.	.	19.8	24.7	24.7		
II	62.2	38.6	50.4	58.0	53.2	56.7	64.9	50.4	60.8	65.8	59.9	78.1	59.8	50.2	60.1	55.2	44.8	46.6	66.3	64.3		
NORM	22.7	23.9	23.2</																			

DISTRICT 9															DISTRICT 10							
NR	666	667	669	673	674	678	679	680	682	683	684	686	688	689	434	465	539	549	562	569		
DAG	WIN TERS WIJK	DOETIN CHEM	BOR CULO	GEN DRIN GEN	REKKENALMEN	HERWEN	AAL TEN	MAR KELO	LICH TEN VOORDE	LIE VELDE	WOOLD	HUP SEL	DEVEN TER	GROOT AMMERS	OUD AL BLAS	NIJ MEGEN	CULEM BORG	TIEL	HEU MEN			
1	6.0	7.8	6.7	7.0	5.8	10.6	9.5	5.6	6.3	8.4	5.8	10.6	6.9	9.7	10.4	13.3	17.0	9.3	10.4	17.0		
2	0.9	0.4	0.6	0.6	2.2	1.6	0.8	0.8	1.4	0.5	1.2	1.9	1.5	1.0	1.2	0.8	1.0	1.2	.	0.9		
3	1.7	1.0	0.2	0.5	0.2	0.2	0.5	0.4	0.1	0.4	1.0	0.4	.	.	.	0.9	0.1	.	.	.		
4	.	0.5	.	0.1	.	0.1	.	0.1	.	0.1	.	.	.	.	.	1.2	0.1	.	.	.		
5	.	.	.	.	.	0.1	.	.	.	.	.	.	.	.	.	0.6	.	.	.	0.2		
6	.	.	.	.	.	.	.	.	.	.	.	.	.	.	.	.	.	.	.	.		
7	9.0	6.8	6.2	17.0	4.5	5.6	20.8	14.5	3.9	4.6	4.3	13.4	5.5	4.6	9.6	9.0	11.5	10.6	11.5	2.8		
8	.	0.2	9.8	.	2.1	3.5	.	.	0.1	1.8	.	.	11.5	.	.	.	.	.	.	.		
9	.	.	.	.	.	.	.	.	.	.	0.1	.	.	.	.	.	.	.	.	.		
10	.	.	.	.	.	.	.	.	.	.	.	.	.	.	.	.	.	.	.	.		
11	.	0.4	2.1	0.2	2.2	10.5	0.6	0.2	4.0	2.3	1.3	.	1.0	6.5	0.4	1.0	.	1.2	0.9	.		
12	12.5	14.1	21.5	13.5	20.4	25.8	12.7	15.9	22.6	18.2	14.7	20.2	19.4	24.6	27.6	33.0	13.9	34.1	23.8	13.4		
13	9.2	9.2	8.6	13.8	9.9	14.1	10.7	10.1	7.2	7.0	9.3	9.1	8.5	7.0	9.6	5.8	12.7	7.9	8.5	27.3		
14	.	.	.	.	0.1	.	.	.	.	0.2	.	.	.	.	.	0.4	.	0.1	.	.		
15	5.2	3.9	4.6	1.9	5.3	4.4	3.6	8.4	3.9	3.2	3.1	7.3	4.1	5.3	1.9	4.5	9.5	12.1	1.0	7.3		
16	0.1	.	0.3	.	0.2	0.1	0.2	.	.	.	.	.	.	0.1	0.3	0.4	0.3	0.1	.	0.1		
17	4.2	2.8	3.0	2.1	3.8	1.8	2.0	4.4	3.3	2.8	3.2	3.0	3.8	3.7	1.8	5.7	2.2	1.8	0.5	4.4		
18	0.1	.	.	.	.	.	.	.	.	.	.	.	.	.	.	.	.	.	.	.	.	
19	.	.	.	.	.	.	.	.	.	.	.	.	.	.	.	0.7	.	.	.	.	.	
20	11.0	8.4	9.9	5.0	18.4	5.9	12.5	11.3	6.4	18.4	7.9	5.3	16.5	14.4	8.7	19.3	6.7	10.6	10.1	2.2		
21	0.7	.	0.1	.	0.3	1.6	.	0.2	1.3	.	0.5	.	.	0.3	1.3	0.4	.	.	0.3	1.2		
22	0.4	.	.	3.3	.	.	.	0.8	0.5	0.6	1.1	.	3.6	.	.	.	.	.	.	.		
23	9.7	10.5	9.5	13.7	11.4	6.7	9.0	9.5	7.6	6.9	9.6	12.2	9.0	14.7	2.7	1.7	9.4	10.7	3.1	9.4		
24	8.9	14.2	19.3	8.0	6.0	5.9	9.1	10.3	11.7	7.4	6.8	10.0	10.0	8.6	7.2	10.6	9.5	6.3	4.0	13.7		
25	10.0	0.6	32.7	2.9	3.8	14.0	9.5	23.0	4.1	6.4	12.1	4.8	3.7	5.9	9.4	5.0	1.7	13.4	3.9	13.7		
26	12.0	8.1	7.6	5.2	9.4	6.2	5.0	9.5	5.1	8.4	11.0	11.6	12.1	5.0	2.2	2.9	3.3	4.3	8.7	9.0		
27	0.6	1.0	0.5	0.6	.	0.9	0.3	0.5	0.2	0.6	0.6	0.5	.	0.4	0.3	0.7	0.4	0.1	.	0.4		
28	.	.	.	.	.	.	.	.	.	.	.	.	.	.	.	.	.	.	.	.	.	
29	0.6	0.7	1.2	1.2	1.0	0.8	1.0	0.5	0.9	0.5	0.7	0.7	1.0	0.4	1.0	0.9	1.4	0.1	0.5	1.4		
30	.	.	.	.	.	0.9	.	.	1.4	0.1	0.1	.	.	0.5	6.9	6.3	.	3.5	.	.		
31	1.4	1.8	3.5	0.2	0.8	0.7	0.8	0.4	2.6	0.4	0.2	.	1.0	0.6	.	0.4	0.9	0.6	0.3	.		
I	17.6	16.7	23.5	25.2	14.8	21.7	31.6	21.4	11.8	15.8	12.4	26.3	25.4	15.3	21.2	23.1	32.2	21.3	21.9	20.9		
NORM	21.7	25.6	24.9	21.4	26.2	25.5	22.5	23.9	24.1	22.7	24.4	24.8	.	23.3	26.1	26.0	22.5	28.0	22.5	22.9		
II	42.3	38.8	50.0	36.5	60.2	62.7	42.3	50.3	47.4	52.1	39.5	44.9	53.3	61.6	50.3	70.8	45.3	67.9	44.8	54.7		
NORM	23.2	23.6	22.7	24.1	23.8	21.8	21.8	25.3	25.1	22.7	22.5	23.8	.	23.0	23.2	23.3	22.0	21.8	23.5	21.9		
III	44.3	36.9	74.4	31.8	36.0	37.7	34.7	54.7	35.4	31.3	42.7	39.8	40.4	36.4	31.0	28.9	26.6	39.0	20.8	48.8		
NORM	32.2	32.3	30.8	29.0	33.1	31.8	30.4	30.2	34.5	31.9	32.6	32.2	.	37.4	29.0	30.2	28.1	26.9	26.5	30.5		
MND	104.2	92.4	147.9	93.5	111.0	122.1	108.6	126.4	94.6	99.2	94.6	111.0	119.1	113.3	102.5	122.8	104.1	128.2	87.5	124.4		
NORM	77.1	81.5	78.5	74.4	83.1	79.1	74.7	79.3	83.8	77.3	79.5	80.8	.	83.7	78.3	79.5	72.6	76.7	72.5	75.2		
DISTRICT 10										DISTRICT 11												
NR	584	589	830	835	836	840	910	917		446	447	462	471	705	733	735	736	737	738	740	741	
DAG	GELDER MALSEN	ZET TEN	HER WIJNEN	ANDEL	GORIN CHEM	NIEU WEN DIJK	AMMER ZODEN	ZALT BOMMEL		GOEDE REEDE	DEN BOMMEL	DIRKS LAND	ODD DORP POLDER	BRES KENS	V LIS SINGEN	KAPEL LE	BROU WERS HAVEN	KERK WERVE	BIER VLIET	ST KRUIS	STAVE NISSE	
1	9.8	9.8	14.7	14.6	14.0	14.3	15.2	16.7	.	9.8	16.9	15.5	11.0	14.6	17.2*	17.7	16.1	13.9	18.7	16.9	14.2	
2	0.6	0.1	0.4	0.5	0.3	0.9	0.3	0.7	.	1.4	0.3	0.3	0.5	2.0	0.9*	0.4	1.1	0.4	1.7	0.2	0.3	
3	0.1	0.1	.	0.1	.	.	.	.	.	.	.	0.4	.	.	*	0.8	0.6	0.4	0.4	0.9	0.2	
4	.	0.2	.	.	.	.	.	.	.	0.5	2.1	4.1	0.8	.	*	.	0.9	.	.	.	0.1	
5	.	.	.	.	.	.	.	.	.	.	.	0.1	.	.	*	.	.	.	.	.	.	
6	.	.	.	.	.	.	.	.	.	.	.	.	.	.	*	.	.	.	.	.	.	
7	6.2	16.6	7.5	7.8	9.5	8.4	9.7	5.0	.	10.6	5.3	13.6	10.7	3.2	3.7	4.2	4.9	5.1	4.9	2.2	9.2	
8	.	.	.	.	.	.	.	.	.	.	.	.	.	.	.	.	.	.	.	.	.	.
9	.	.	.	.	.	.	.	.	.	.	.	.	.	.	.	.	.	.	.	.	.	.
10	.	.	.	.	.	.	.	.	.	.	.	.	.	.	.	.	.	.	.	.	.	.
11	1.8	0.8	0.4	0.6	1.3	.	.	0.6	.	2.0	0.7	0.7	0.1	.	0.1	1.0	3.1	8.6	6.1	1.3	0.6	
12	31.5	16.6	31.2	37.4	31.2	43.6	23.4	26.7	.	46.5	49.0	65.9	46.8	36.1	40.5	52.0	62.8	67.6	32.2	24.2	47.4	
13	7.3	9.8	8.5	8.2	7.7	8.4	27.6	10.2	.	4.2	8.7	6.4	3.9	3.8	3.7	4.0	8.3	6.6	6.4	5.9	13.2	
14	1.0	.	.	.	.	.	.	.	.	0.3	0.2	0.6	0.4	.	.	.	0.7	0.6	.	0.1	.	
15	2.6	10.0	5.4	11.0	3.3	5.2	8.7	4.3	.	.	4.8	4.8	.	.	0.5	4.2	1.0	1.6	0.9	2.5	7.4	
16	0.2	0.3	0.2	0.2	0.3	0.2	.	.	.	1.4	0.8	0.8	1.0	0.1	.	0.4	0.4	0.1	0.4	0.1	0.6	
17	1.5	2.5	4.0	2.9	4.5	6.0	4.6	4.2	.	5.1	4.0	3.0	5.0	6.8	6.1	2.1	2.1	3.1	6.8	2.8	4.7	
18	.	.	.	.	.	.	.	.	.	.	.	.	.	.	.	.	.	.	.	.	.	.
19	.	.	.	.	.	.	.	.	.	.	.	.	.	.	.	.	.	.	.	.	.	.
20	7.6	13.5	8.8	9.9	8.8	6.7	7.8	8.2	.	4.8	5.9	1.9	1.1	4.6	4.5	9.3	4.6	4.9	17.2	9.5	5.3	
21	2.4	.	0.8	0.1	1.6	.	0.6	.	.	0.4	1.9	3.1	1.0	0.5	4.6	1.7	1.6	2.9	0.6	2.0	6.2	
22	.	.	.	.	.	.	.	.	.	.	.	.	.	.	.	.	.	.	0.1	.	.	.
23	2.6	6.2	2.1	4.0	11.0	13.5	2.8	3.1	.	8.8	1.2	1.6	0.5	0.8	0.6	2.6	2.5	1.1	.	0.5	1.8	
24	6.0	6.7	4.4	3.5	13.0	6.2	10.3	5.4	.	26.6	8.6	13.3	29.7	27.2	36.8	20.7	12.0	15.4	11.9	24.0	29.1	
25	7.5	6.4	5.5	2.0	1.0	16.7	5.2	17.8	.	6.4	9.8	4.8	0.4	7.4	4.1	4.1	0.8	0.2	12.4	4.8	6.1	
26	2.9	4.9	1.4	2.3	4.3	0.7	3.5	3.9	.	.	1.1	0.2	0.8	.	.	0.1	.	.	0.1	1.6	.	
27	0.3	0.3	0.3	0.2	0.6	0.3	.	0.5	.	0.1	0.6	0.7	0.8	0.2	.	0.1	0.1	0.2	0.7	1.3	0.3	
28	0.3	.	.	.	.	0.6	.	.	.	.	.	1.4	.	1.1	0.9	.	0.2	0.9	.	0.3	.	
29	0.6	0.8	0.7	0.9	1.5	1.2	0.6	1.0	.	8.7	0.5	2.7	5.3	0.9	1.0	1.9	5.9	1.4	1.1	0.7	1.3	
30	0.3	0.3	0.3	0.2	2.5	2.7	1.2	.	.	22.0	14.6	31.8	14.0	14.8	11.7	6.8	26.3	22.2	2.3	2.3	12.4	
31	2.5	0.5	3.5	5.8	1.9	.	0.7	1.9	.	5.1	.	1.0	1.9	1.0	1.4	0.8	2.0	1.9	1.4	1.8	1.2	
I	16.7	26.8	22.6	23.0	23.8	23.6	25.2	22.4	.	22.3	24.6	34.0	23.0	19.8	21.8*	23.1	23.6	19.8	25.7	20.2	24.0	
NORM	24.4	23.1	24.9	25.2	25.4	24.1	24.7	24.8	.	27.5	28.6	26.7	24.8	25.5	.	32.5	26.2	25.7	28.9	27.3	30.5	
II	53.5	53.5	58.5	70.2	57.1	70.1	72.1	54.2	.	64.3	74.1	84.1	58.3	51.4	55.4	73.0	83.0	93.1	70.0	46.4	79.2	
NORM	22.2	25.0	21.9	22.8	22.5	24.0																



JULI 2017

NEERSLAG 8-8 UUR (MM)

## DISTRICT 11

NR	742	743	744	746	747	749	750	751	752	754	755	756	757	758	760	761	762	763	764	767	770	
DAG	TER NEU ZEN	NOORD GOUWE	ANNA JACOBA POLDER	WEST KAPEL LE	KRAB BEN DIJKE	WILHELMINA DORP	RIL LAND	VROU WEN POLDER	HAAM STEDE	OVE ZANDE	KORT GENE	MIDDEL BURG	THOLEN	WOL PH'RTS DIJK	'S HEE REN HOEK	PHI LIP PINE	SCHOON DIJKE	CAD ZAND	KLOOS TER ZANDE	KA PELLE BRUG	WEST DORPE	
1	18.8	17.1	16.4	10.3	18.0	17.3	19.8	15.7*	11.9	17.4	14.5	17.6	18.1	14.7	17.9	20.4	21.0	10.2	23.4	17.5	22.3	
2	3.5	0.9	.	0.9	1.0	0.5	1.6	1.9*	0.7	1.5	1.5	0.4	0.6	1.1	1.6	0.9	0.2	0.6	0.3	0.1	0.4	
3	0.3	.	.	.	.	0.5	.	*	0.3	.	.	.	.	.	0.9	0.2	0.5	.	.	1.6	.	
4	.	2.9	1.8	.	.	.	.	*	.	.	.	.	.	.	.	.	.	.	.	0.1	.	
5	.	.	.	.	.	.	.	*	.	.	.	.	.	.	.	.	.	.	.	.	.	
6	.	.	.	.	.	.	.	*	.	.	.	.	.	.	.	.	.	.	.	.	.	
7	3.4	10.7	4.7	10.6	3.8	2.3	2.7	3.9	2.4	4.9	6.0	7.1	9.7	5.9	2.2	3.6	6.4	5.0	2.4	2.7	1.4	
8	.	.	.	.	0.3	.	.	.	.	.	.	.	.	.	.	.	.	.	.	.	.	
9	.	.	.	.	.	.	.	.	.	.	.	.	.	.	.	.	.	.	.	.	.	
10	.	.	.	.	.	.	.	.	.	.	.	.	.	.	.	.	.	.	.	.	.	
11	.	4.5	.	0.4	1.0	.	1.8	3.1	3.8	0.9	.	0.2	0.9	.	.	0.2	1.6	1.8	1.5	5.0	0.8	
12	37.5	60.4	56.9	52.5	37.6	42.7	38.5	58.0	87.6	46.7	45.0	40.2	42.0	37.9	44.4	25.5	33.5	27.3	34.4	22.3	16.6	
13	9.0	6.5	5.6	4.3	3.9	2.9	6.4	3.0	8.4	4.9	2.7	6.5	8.2	6.2	2.5	9.1	7.1	6.1	17.0	7.5	6.5	
14	.	0.6	0.2	0.2	.	.	.	0.2	.	.	.	.	.	.	0.2	.	0.7	.	.	0.1	.	
15	8.1	6.0	7.7	0.2	1.0	7.4	.	1.8	2.1	0.1	3.4	1.0	13.7	0.5	0.9	3.1	2.3	2.4	0.5	1.2	2.2	
16	0.3	0.6	0.6	.	0.2	0.5	.	0.2	0.5	0.1	0.3	0.1	0.1	0.1	.	0.2	.	.	0.1	0.2	0.3	
17	9.5	4.6	3.9	6.0	4.6	3.4	4.7	4.3	3.3	4.0	3.6	6.6	4.4	2.9	5.2	9.2	7.1	2.9	5.9	3.1	2.0	
18	.	.	.	.	.	.	.	.	.	.	.	.	.	.	.	.	.	.	.	.	.	.
19	.	.	.	.	.	.	0.3	.	.	.	.	.	.	.	.	.	.	.	.	.	.	.
20	25.5	4.3	4.2	3.5	17.2	4.6	9.8	4.9	2.4	11.5	14.0	2.3	19.8	11.6	8.5	11.8	12.0	4.9	34.4	3.0	3.6	
21	.	7.8	0.3	2.0	0.5	0.6	0.6	1.6	2.5	0.2	1.9	2.7	1.1	1.6	0.8	0.2	.	2.8	1.0	2.6	2.3	
22	.	.	.	.	.	.	.	.	.	.	.	.	.	.	.	.	.	.	.	.	.	.
23	2.0	9.0	8.0	0.1	2.5	5.9	2.3	0.4	1.1	3.8	2.3	0.4	2.7	1.6	1.3	1.2	1.1	0.2	2.5	1.0	9.1	
24	13.3	16.4	6.9	11.9	12.5	18.5	3.9	20.7	22.8	18.8	22.0	51.5	12.6	34.4	43.8	13.3	41.4	37.5	7.4	5.5	6.8	
25	1.7	0.8	0.3	3.0	6.5	3.8	10.8	.	0.3	1.6	.	3.9	9.9	1.6	1.9	4.6	4.8	5.3	3.8	2.9	6.4	
26	.	1.4	.	.	.	.	.	.	.	.	.	.	0.2	.	.	.	.	.	.	0.1	.	.
27	.	0.7	0.2	0.4	0.2	.	.	.	0.8	0.2	.	.	0.6	.	.	0.6	.	0.4	0.8	.	0.4	
28	.	1.2	.	2.4	.	.	.	2.4	1.2	0.9	0.9	0.9	.	0.9	0.5	.	.	0.6	.	.	.	
29	1.1	3.2	1.3	3.3	2.0	1.5	1.8	3.0	4.2	1.5	1.9	1.1	1.8	1.6	1.3	1.1	0.4	1.0	1.5	1.3	1.1	
30	0.1	23.9	14.0*	19.7	2.0	12.0	0.7	17.5	17.4	4.6	18.5	14.5	4.3	16.1	13.8	1.2	14.8	12.3	1.7	1.3	1.2	
31	0.7	2.1	0.3	3.7	1.1	0.6	1.4	1.6	3.0	1.2	0.5	2.0	0.1	0.9	0.9	1.0	1.5	2.3	1.5	1.7	1.7	
I	26.0	31.6	22.9	21.8	23.1	20.6	24.1	21.5*	15.3	23.8	22.0	25.1	28.4	21.7	22.6	25.1	28.1	15.8	26.1	22.0	24.1	
NORM	29.4	25.5	30.8	25.1	27.3	31.2	25.9	26.0	26.4	31.1	28.1	25.1	31.2	28.1	28.5	29.0	31.2	25.8	26.4	27.6	26.2	
II	89.9	87.5	79.1	67.1	65.5	61.5	61.2	75.8	108.1	68.2	69.0	56.9	89.1	59.2	61.7	59.1	64.3	45.4	93.8	42.4	32.0	
NORM	22.1	22.6	21.4	23.3	22.6	21.8	21.7	24.4	21.2	21.9	22.7	21.3	23.1	21.6	22.9	22.4	19.5	21.8	23.5	23.7	24.2	
III	18.9	66.5	31.3*	46.5	27.3	42.9	21.5	47.2	53.3	32.8	48.0	77.0	33.3	58.7	64.3	23.2	64.0	62.4	20.2	16.4	29.0	
NORM	23.1	22.0	25.4	24.2	27.0	23.7	25.4	24.0	23.6	24.8	22.8	23.2	26.1	22.8	22.3	23.7	20.8	20.8	24.6	24.3	24.7	
MND	134.8	185.6	133.3	135.4	115.9	125.0	106.8	144.5	176.7	124.8	139.0	159.0	150.8	139.6	148.6	107.4	156.4	123.6	140.1	80.8	85.1	
NORM	74.7	70.1	77.6	72.6	76.9	76.7	73.0	74.3	71.3	77.9	73.6	69.6	80.3	72.5	73.8	75.1	71.5	68.4	74.6	75.6	75.1	

## DISTRICT 12

## DISTRICT 13

NR	828	829	832	833	834	837	838	839	841	827	831	843	844	892	896	899	901	903	904	905	
DAG	OUDE BOSCH	ZUN DERT	BERGEN O/ZOOM	OOS TER HOUT	STEEN CHAAM	GINNE BERGEN	HOOGER KEN	KLUN HEIDE	TIL BURG	ES BEEK	GILZE RIJEN	CA PELLE	GIERS BER GEN	HEL MOND	NU GEMERT	MEGEN	SOME REN	ST ANTHO NIS			
1	18.0	16.5	16.4	17.5	14.8*	16.7	28.3	18.8	20.6	18.0	16.7	21.7	18.2*	28.0*	13.8	14.7	22.1	22.2	11.1	9.1*	
2	.	0.4	0.2	0.2	0.2*	0.2	0.8	0.7	.	.	0.8	0.6	1.6*	0.8*	1.6	1.1	1.3	0.6	1.7	1.2*	
3	.	.	0.1	.	*	.	.	0.6	1.0	.	0.1	.	*	*	1.1	1.0	0.9	0.1	0.9	0.8*	
4	.	.	.	.	.	0.3	.	.	.	.	.	.	*	*	.	.	.	.	.	*	*
5	.	.	.	.	.	.	.	.	.	.	.	.	*	*	0.1	.	.	.	.	*	*
6	.	.	.	.	.	.	.	.	.	.	.	.	*	*	.	.	.	.	.	*	*
7	6.5	7.2	7.3	12.3	5.0	10.9	20.4	2.1	8.9	16.3	2.1	19.6	4.5*	25.9	17.9	8.1	4.8	10.5	14.3	6.1*	
8	.	.	.	.	.	.	.	.	.	.	.	.	*	*	0.1	.	.	.	.	*	*
9	.	.	.	.	.	.	.	.	.	.	.	.	*	*	.	.	.	.	.	*	*
10	.	.	.	.	.	.	.	.	.	.	.	.	*	*	.	.	.	.	.	*	*
11	1.3	4.7	.	8.2	5.4	0.6	10.4	9.5	0.3	1.1	0.1	5.4	2.4*	3.8	.	.	0.6	0.5	.	0.6*	
12	43.0	28.7	44.0	36.1	26.6	40.4	27.3	36.7	44.5	23.8	25.0	29.0	28.1*	30.8	22.1	18.0	27.9	20.5	26.6	17.0*	
13	16.0	12.2	3.7	26.3	20.4	12.8	25.9	6.5	20.2	22.6	16.5	16.0	20.7*	23.8	23.2	24.1	25.2	11.9	16.4	29.7*	
14	.	0.1	.	.	0.1	0.1	.	.	.	.	.	.	*	*	.	.	.	.	.	.	.
15	6.7	6.2	8.3	6.3	4.7	14.5	5.0	2.3	2.9	1.3	4.8	2.5	3.5*	2.3	8.7	4.9	1.7	15.0	5.0	3.1	
16	1.8	2.2	.	0.4	0.5	0.3	0.4	0.1	0.7	.	0.4	0.3	0.2*	.	0.1	.	.	0.1	0.1	0.1	
17	4.2	3.6	4.5	5.1	3.4	4.7	5.1	4.9	2.7	7.1	4.5	4.3	4.9*	6.4	4.2	3.3	5.1	3.1	4.6	5.4	
18	.	.	.	.	.	.	.	.	.	.	.	.	*	*	.	.	.	.	.	.	.
19	.	.	.	.	.	.	.	.	.	.	.	.	*	*	.	.	.	.	.	.	.
20	4.0	4.4	12.5	8.6	6.5	17.1	5.7	3.2	17.4	14.1	21.2	6.4	8.7	8.7	5.6	6.2	25.2	14.0	2.8	11.7	
21	1.4	.	.	.	.	4.3	.	1.1	5.3	.	.	2.2	0.7	.	0.1	.	.	0.3	.	.	.
22	.	.	.	.	.	.	.	.	.	.	.	.	.	.	.	.	.	.	.	.	.
23	2.1	14.5	3.1	9.1	2.0	2.1	15.1	1.8	1.5	2.2	3.6	1.6	1.3	2.8	9.8	8.9	3.0	3.3	11.1	10.9	
24	6.5	29.4	10.0	21.0	28.0	6.9	19.4	4.2	3.1	19.5	23.1	27.2	13.5	17.2	25.9	21.1	12.2	13.8	1.4	13.8	
25	6.3	11.2	8.1	1.5	2.9	3.3	3.1	5.5	8.8	3.3	4.8	5.4	4.6	10.8	7.2	5.6	9.8	3.2	4.2	4.3	
26	1.4	0.5	.	4.3	1.2	2.0	1.0	0.7	0.5	1.2	4.9	4.4	1.4	2.6	3.6	8.6	14.9	6.6	4.6	5.4	
27	0.6	1.1	0.4	1.5	1.5	0.9	1.9	0.2	0.9	1.1	0.3	1.6	0.8	0.8	0.2	0.2	0.8	0.2	0.2	.	
28	.	.	.	.	.	.	.	.	.	.	.	.	0.3	.	0.6	.	.	0.2	.	.	.
29	1.0	1.5	1.1	1.4	1.1	1.4	1.5	1.2	0.9	1.2	1.7	1.5	2.2	1.5	1.7	1.1	2.6	2.2	1.1	1.0	
30	0.2	.	0.5	0.2	0.1	1.6	0.5	0.3	4.3	.	.	.	0.7	.	.	.	.	0.2	0.1	0.1	.
31	0.5	.	.	1.0	0.9	0.1	1.3	1.0	0.5	3.6	2.5	0.7	0.1	.	0.1	2.2	2.3	2.7	0.3	0.8	
I	24.5	24.1	24.0	30.0	20.0*	28.1	49.5	22.2	30.5	34.3	19.7	41.9	24.3*	54.7*	34.6	24.9	29.1	33.4	28.0	17.2*	
NORM	30.5	27.1	26.2	26.5	28.1	29.9	29.6	26.9	28.2	26.2	24.3	26.9	24.5	.	23.4	21.6	22.2	21.5	21.1	21.2	
II	77.0	62.1	73.0	91.0	67.6	90.5	79.8	63.2	88.7	70.0	7										

DISTRICT 13													DISTRICT 14								
NR	906	907	908	909	911	912	914	915	918	919	920	926	883	897	913	921	922	923	961	964	
DAG	OIR SCHOT	BOX TEL	DEURNE	MILL	DIN THER	LEENDE	OSS	ERSSEL	MAAR HEEZE	EIND HOVEN VB	VOLKEL	WAALRE	SEVE NUM	VENLO	IJSSEL STEYN	VENRAY	SIEBEN GE WALD	ARCEN	ROER MOND	WEERT	
1	16.5	16.7	10.9	11.6	15.9	14.3*	25.4	14.2*	12.6*	15.7	14.2	13.4	7.2	5.2	12.3	12.5	10.3	9.9	15.9	10.2	
2	0.8	0.4	0.8	0.3	0.9	1.4*	1.1	*	2.9*	0.5	1.1	1.4	1.6	4.0	1.3	1.1	0.3	2.1	2.6	2.9	
3	0.6	.	1.2	1.7	1.1	1.6*	0.9	1.2*	1.1*	0.3	0.8	1.1	1.1	0.7	1.0	0.3	1.5	0.5	2.0	0.8	
4	.	.	.	.	.	*	.	.	*	.	.	.	.	.	.	.	.	.	.	0.1	.
5	.	.	.	.	.	*	.	.	*	.	.	.	.	.	.	.	.	.	.	.	.
6	.	.	.	.	.	*	.	.	*	.	.	.	.	.	.	.	.	.	.	.	.
7	9.8	8.9	12.2	13.6	11.7	5.0	3.4	1.0	0.6	6.3	9.7	8.8	12.1	2.7	11.9	18.3	8.5	20.2	1.0	.	
8	.	.	.	.	.	.	.	.	.	.	.	.	.	0.2	.	.	.	.	.	.	.
9	.	.	.	.	.	.	.	.	.	.	.	.	.	.	.	.	.	.	.	.	.
10	.	.	.	.	.	.	.	.	.	.	.	.	.	.	.	.	.	.	.	.	.
11	.	0.3	.	0.3	0.5	.	0.5	.	.	.	.	.	0.1	0.1	0.1	0.2	0.9	.	.	.	
12	18.2	18.1	24.2	16.8	20.4	24.4	24.0	26.0	22.0	22.8	18.8	22.0	22.0	21.0	21.9	26.3	16.9	27.1	16.3	19.5	
13	28.1	25.1	20.9	33.6	30.6	11.1	24.4	17.5	9.2	17.2	32.4	15.5	18.0	15.9	24.2	23.6	32.6	14.1	7.4	7.4	
14	.	.	.	.	.	.	.	.	.	.	.	.	.	.	.	.	.	.	.	.	.
15	4.4	3.5	5.7	2.8	2.4	1.6	4.3	5.1	1.4	3.7	1.6	2.5	2.6	2.4	4.3	6.0	0.7	3.5	3.1	3.3	
16	0.2	0.4	.	0.3	.	0.2	.	0.2	0.1	0.2	0.2	0.2	0.2	0.1	0.3	.	0.1	0.3	.	.	
17	4.9	4.4	5.0	7.4	7.1	5.3	5.3	4.0	6.0	5.7	7.4	3.8	5.2	5.7	4.4	4.6	4.5	4.8	7.0	9.8	
18	.	.	.	.	.	.	.	.	.	.	.	.	.	.	.	.	.	.	.	.	.
19	.	.	.	.	.	.	.	.	.	.	.	.	.	.	.	.	.	.	.	.	.
20	38.5	26.6	2.1	12.3	28.1	3.9	22.2	11.0	2.0	8.9	6.8	9.2	2.9	5.1	1.1	2.8	12.1	3.7	14.4	4.1	
21	.	.	.	0.2	.	.	.	.	.	.	0.6	.	0.1	2.2	.	.	.	4.3	2.0	.	
22	.	.	.	.	.	.	.	.	.	.	.	.	.	.	.	.	.	.	.	.	.
23	3.3	3.3	6.3	12.2	5.8	9.2	3.0	4.6	8.1	7.8	8.6	7.7	12.4	13.9	10.3	22.2	11.9	13.3	14.6	5.2	
24	14.0	16.5	2.0	17.8	14.5	2.5	13.0	27.5	4.2	18.6	19.4	4.3	2.0	2.4	8.7	12.2	15.8	4.6	3.6	7.0	
25	6.2	16.3	9.3	1.4	1.8	6.2	1.4	12.6	5.3	8.5	1.2	14.3	1.9	4.0	0.8	4.4	2.5	7.8	3.1	17.6	
26	8.5	9.3	6.1	6.7	6.8	6.5	5.7	5.9	3.6	7.5	6.8	13.0	6.0	5.7	4.5	5.8	4.7	4.1	5.0	3.5	
27	0.3	0.3	.	0.5	0.3	0.2	0.4	.	.	0.2	0.2	0.2	0.3	0.5	0.3	0.2	.	0.6	1.8	0.1	
28	.	.	.	.	.	.	.	.	.	0.2	.	1.5	.	0.1	.	0.6	.	0.2	.	.	
29	1.1	1.2	1.5	1.4	1.3	1.1	0.9	1.6	1.0	1.5	1.8	0.5	1.1	1.0	1.5	0.7	1.2	1.3	1.7	1.1	
30	.	.	.	0.2	.	0.1	.	.	.	.	.	.	0.5	.	.	0.2	.	0.1	.	.	
31	1.4	1.6	.	1.5	1.6	.	4.0	1.2	.	0.9	2.4	1.2	.	.	0.3	0.9	.	.	.	0.2	
I	27.7	26.0	25.1	27.2	29.6	22.3*	30.8	16.4*	17.2*	22.8	25.8	24.7	22.0	12.8	26.5	32.2	20.6	32.7	21.6	13.9	
NORM	23.3	22.2	22.5	23.1	22.4	22.4	21.9	24.2	20.0	23.7	20.9	.	23.1	24.5	20.8	20.9	.	22.3	22.3	.	
II	94.3	78.4	57.9	73.5	89.1	46.5	80.7	63.8	40.7	58.5	67.2	53.2	51.0	50.3	56.3	63.5	67.8	53.5	48.2	44.1	
NORM	20.1	21.2	19.1	21.5	21.1	19.9	21.6	20.9	20.2	20.4	23.6	.	20.3	21.8	20.4	20.2	.	20.4	18.8	.	
III	34.8	48.5	25.2	41.9	32.1	25.8	28.4	53.4	22.2	45.2	41.0	42.7	24.3	29.8	26.1	46.6	37.0	36.3	31.8	34.7	
NORM	28.3	31.1	26.9	29.4	29.6	31.4	25.8	32.2	27.7	29.4	31.9	.	31.5	32.9	26.7	26.5	.	27.3	24.2	.	
MND	156.8	152.9	108.2	142.6	150.8	94.6	139.9	133.6	80.1	126.5	134.0	120.6	97.3	92.9	108.9	142.3	125.4	122.5	101.6	92.7	
NORM	71.6	74.5	68.4	74.0	73.1	73.6	69.3	77.3	68.0	73.5	76.4	.	74.9	79.3	67.9	67.6	.	70.0	65.4	.	
DISTRICT 14				DISTRICT 15																	
NR	967	970	983	962	963	965	966	968	969	971	973	974	979	980	981	982					
DAG	HEI BLOEM	STRAMP ROY	KESSEL EIK	UBACHS BERG	VAL KEN BURG	SCHAES BERG	SCHIN NEN	VAAALS	STEIN	NOOR BEEK	BEEK	BUCH TEN	ECHT	EPEN	OOST-MAAR LAND	SCHIN VELD					
1	9.5	25.1	8.4	5.6	9.4	8.0	13.6	6.1	13.1	8.0	13.8	9.9	7.9	8.6	8.0	8.3					
2	1.6	2.6	2.0	8.9	5.7	5.7	3.9	4.7	2.8	6.8	3.0	1.1	2.6	5.1	3.8	2.3					
3	1.8	0.4	1.1	1.0	1.1	0.7	0.9	3.8	0.8	3.4	0.6	0.2	.	5.3	2.6	1.1					
4	.	.	.	.	.	.	.	.	.	.	.	0.1	.	.	.	.					
5	.	.	.	.	.	.	.	.	.	.	.	.	.	.	.	.					
6	.	.	.	.	.	.	.	.	.	.	.	0.1	.	.	.	.					
7	0.8	0.3	0.2	1.8	1.9	2.5	1.4	5.8	1.0	5.8	0.8	0.9	0.7	9.0	5.6	1.4					
8	.	.	.	.	.	.	.	.	.	.	.	.	.	.	0.6	.					
9	.	.	.	.	.	.	.	.	.	.	.	.	.	.	.	.					
10	.	.	.	0.9	.	0.3	.	1.6	.	0.8	.	.	.	1.5	.	0.3					
11	.	.	.	.	.	.	.	0.1	.	.	.	.	.	.	.	.					
12	20.0	16.5	18.6	5.2	5.8	6.8	11.7	14.5	9.4	8.5	11.0	11.5	9.3	10.3	5.8	8.6					
13	10.0	5.0	10.5	15.3	11.3	19.6	24.4	20.2	15.8	13.1	24.0	6.1	6.7	21.5	6.7	10.1					
14	.	.	.	.	.	0.1	.	.	.	.	.	0.1	.	.	.	.					
15	1.1	2.2	1.3	1.8	2.1	1.9	1.6	3.8	1.8	3.2	1.4	4.6	2.1	3.6	4.8	1.4					
16	.	.	0.2	.	.	0.1	.	.	.	0.5	.	0.1	.	.	1.3	.					
17	8.5	8.0	8.4	0.8	1.0	2.1	2.3	.	1.3	0.6	1.6	3.4	6.2	0.2	1.2	2.9					
18	.	.	.	.	0.3	0.3	0.2	0.9	0.2	1.7	0.1	0.1	0.1	1.0	.	.					
19	.	.	.	.	.	.	.	.	.	.	.	.	.	.	.	.					
20	2.8	6.4	11.7	15.4	5.1	26.0	2.8	25.5	9.0	16.5	6.4	18.9	6.3	17.2	4.0	3.9					
21	1.0	0.4	8.7	0.5	0.4	0.2	.	.	8.6	0.8	.	.	3.1	.	0.7	.					
22	.	.	.	.	.	.	.	.	.	.	.	.	.	.	.	.					
23	11.0*	5.3	12.6	9.2	16.9	9.5	18.7	8.5	14.6	14.0	17.3	13.8	18.1	12.1	10.3	9.0					
24	5.9	3.8	3.3	2.6	2.9	2.6	3.6	8.6	2.0	8.8	2.5	2.6	3.0	10.9	4.2	3.5					
25	5.8	6.7	5.8	38.0	25.0	10.7	20.2	8.1	22.8	10.0	13.6	1.8	2.8	12.8	11.5	6.3					
26	5.0	3.2	6.3	6.5	6.1	8.7	6.5	8.7	4.1	5.0	5.4	2.5	4.2	5.3	6.1	5.6					
27	.	1.0	0.2	.	1.8	1.8	2.6	2.2	2.1	1.0	2.8	0.8	0.7	2.0	1.9	2.3					
28	.	.	.	.	.	.	.	.	.	.	.	.	.	.	.	.					
29	1.2	1.5	1.1	.	0.2	0.3	.	0.1	0.2	0.2	0.1	0.3	0.5	0.2	.	0.2					
30	.	0.1	.	.	.	.	0.1	.	.	.	.	0.1	.	.	.	.					
31	.	.	.	0.9	1.2	0.1	.	.	0.4	.	.	0.1	0.1	.	.	.					
I	13.7	28.4	11.7	18.2	18.1	17.2	19.8	22.0	17.7	24.8	18.2	12.3	11.2	29.5	20.6	13.4					
NORM	21.3	25.0	.	28.5	29.5	28.4	26.8	29.5	23.9	34.1	24.9	25.8	24.4	30.4	24.2	.					
II	42.4	38.1	50.7	38.5	25.6	56.9	43.0	65.0	37.5	44.1	44.5	44.8	30.7	53.8	23.8	26.9					
NORM	19.3	19.0	.	24.9	28.6	23.5	24.5	23.4	22.4	25.9	23.4	20.2	19.0	24.0	21.3	.					
III	29.9*	22.0	38.0	57.7	54.5	33.9	51.7	36.2	54.8	39.8	41.7	22.0	32.5	43.3	34.7	26.9					
NORM	27.9	25.9	.	25.5	26.8	24.7	28.0	27.3	26.6	28.4	25.3	26.0	25.9	27.3	26.1	.					
MND	86.0	88.5	100.4	114.4	98.2	108.0	114.5	123.2	110.0	108.7	104.4	79.1	74.4	126.6	79.1	67.2					
NORM	68.4	69.9	.	79.0	84.9	76.6	79.3	80.2	72.9	88.4	73.7	71.9	69.3	81.8	71.7	.					

JULI 2017

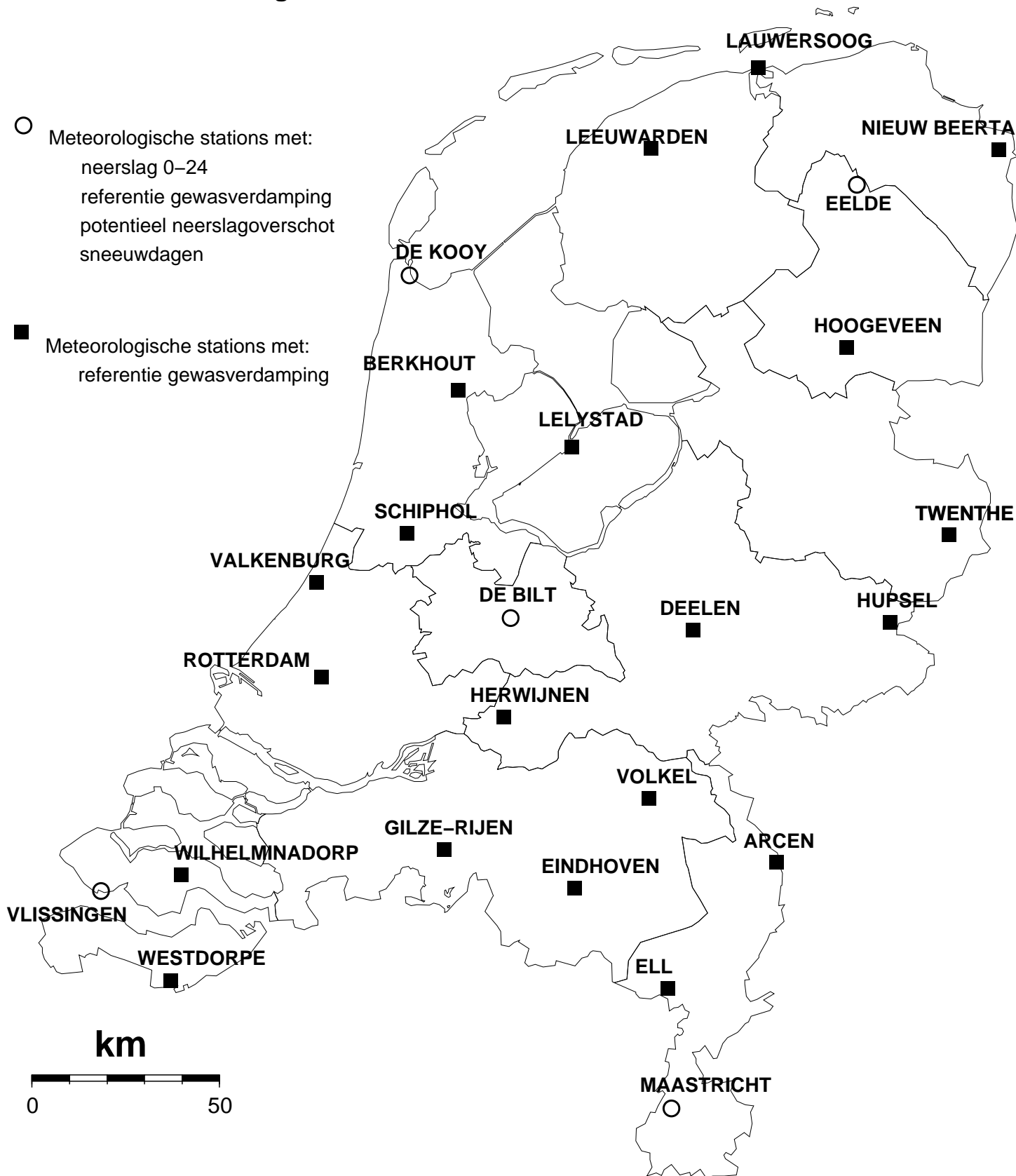
## REFERENTIE-GEWASVERDAMPING VOLGENS MAKKINK (MM)

NR	270	277	286	249	269	279	215	240	275	290	344	356	283	319	350	370	375	377	391
DAG	LEEU WARDEN	LAU WERS OOG	NIEUW BEERTA	BERK HOUT	LELY STAD	HOEGE VEEN	VOOR SCHO TEN	SCHIP HOL	DEE LEN	TWEN THE	R'DAM	HER WIJNEN	HUP SEL	WEST DORPE	GILZE RIJEN	EIND HOVEN	VOLKEL	ELL	ARCEN
1	2.9	2.6	2.5	2.4	2.1	2.2	1.6	1.8	1.6	1.5	1.4	1.3	1.5	1.4	1.1	1.0	1.2	0.9	0.9
2	3.2	3.9	2.7	3.5	3.5	2.8	3.5	3.3	2.6	2.7	3.2	2.7	2.8	2.7	2.4	2.6	2.9	2.4	2.5
3	3.0	3.1	2.9	3.4	3.4	3.0	3.3	3.6	3.1	3.6	3.1	3.6	3.6	4.0	3.5	3.8	3.6	3.9	3.6
4	3.6	4.0	3.7	4.6	4.6	4.5	4.4	4.2	3.2	4.6	3.2	2.5	3.7	3.7	2.6	3.4	2.6	3.6	3.2
5	3.2	3.1	2.7	4.0	4.6	3.4	5.0	4.7	3.3	3.7	4.7	4.6	4.0	4.9	4.8	4.3	4.1	4.5	4.2
6	3.7	4.5	4.5	4.4	4.2	4.8	3.6	3.9	4.2	4.9	3.4	3.3	4.6	2.7	3.4	3.5	4.0	3.6	3.6
7	3.6	3.2	3.4	4.1	3.7	4.0	4.5	4.0	3.6	3.8	4.4	4.4	3.7	4.8	4.6	4.8	4.3	4.9	4.4
8	2.8	3.6	2.5	2.6	3.3	1.9	3.6	2.8	2.4	3.0	4.1	3.7	2.6	4.3	3.7	3.6	3.6	3.7	3.2
9	4.8	5.1	4.3	4.9	5.0	4.8	4.9	4.9	4.7	4.2	4.7	4.7	4.4	4.7	4.9	4.8	4.8	4.5	4.9
10	2.9	3.4	3.2	3.2	3.9	3.1	2.8	2.9	2.7	2.5	2.8	3.6	3.0	2.7	3.1	3.4	3.7	3.5	3.5
11	3.3	3.3	2.5	3.1	2.4	2.2	2.5	2.5	2.2	2.0	2.3	2.1	2.4	2.2	2.5	2.5	2.3	2.9	3.0
12	2.1	2.3	1.9	2.1	1.7	1.6	2.6	2.2	1.5	1.2	2.5	1.8	1.2	2.3	1.7	1.8	1.6	1.6	1.2
13	3.7	4.6	3.0	3.0	3.4	3.3	3.0	2.5	2.8	3.1	2.7	4.0	3.3	3.9	3.9	3.2	3.5	3.7	3.8
14	1.9	2.1	2.4	2.3	2.2	2.4	3.2	2.7	1.5	2.3	2.7	2.3	2.3	2.8	2.2	2.3	2.5	2.7	2.3
15	3.5	3.4	2.6	3.6	3.1	3.7	3.6	3.4	2.8	2.7	3.1	3.0	3.2	2.3	2.9	3.1	2.9	3.4	2.9
16	1.5	1.5	1.4	1.3	1.5	1.4	1.7	1.1	1.4	1.3	1.5	2.1	1.4	2.2	1.6	1.6	1.7	1.9	1.7
17	4.4	4.7	3.8	4.7	4.8	4.3	5.1	4.6	5.0	4.9	5.0	5.1	4.9	4.3	4.9	4.8	4.8	4.1	4.4
18	4.6	4.1	4.4	4.7	4.3	4.6	4.8	4.3	4.8	4.9	4.9	4.8	4.7	5.1	5.0	5.1	5.1	5.0	5.0
19	4.0	3.9	4.1	3.7	3.5	3.9	3.8	3.8	3.7	4.2	3.7	3.6	3.9	3.7	3.4	3.3	3.6	3.1	3.2
20	1.9	1.4	1.9	2.0	2.9	2.7	2.2	1.9	2.6	2.8	2.3	2.6	2.6	2.3	2.6	3.2	3.0	3.2	3.0
21	3.7	4.4	4.4	4.1	4.7	4.6	4.8	4.3	4.8	4.4	4.8	4.8	4.9	4.7	4.9	5.1	4.9	4.8	4.9
22	3.8	3.2	3.4	3.2	3.7	4.0	2.9	3.1	3.7	4.0	3.3	3.3	4.1	2.9	3.1	3.2	3.5	3.2	4.1
23	2.7	2.6	2.7	2.6	2.6	3.1	2.8	2.9	3.1	2.9	2.9	2.7	3.0	2.5	2.1	2.5	2.3	3.0	3.0
24	2.5	2.3	1.7	2.9	2.8	2.2	3.1	2.0	2.5	1.9	2.6	3.0	2.2	3.0	3.1	2.5	2.6	2.8	2.8
25	1.6	1.5	1.6	2.2	1.8	1.5	3.5	2.4	1.4	1.2	3.2	2.5	1.3	3.3	2.5	2.5	1.7	2.0	1.6
26	4.1	4.5	3.4	3.7	4.1	4.1	3.9	3.8	3.5	3.6	3.8	4.1	3.8	3.2	3.8	4.2	3.7	4.0	3.2
27	2.7	2.3	2.4	3.0	2.5	2.5	3.1	3.0	2.8	2.7	3.4	3.2	3.1	3.2	2.7	2.8	2.8	3.1	2.6
28	3.6	3.4	3.1	3.4	3.2	2.7	3.0	2.7	2.2	2.5	2.4	2.5	2.5	2.3	1.8	2.1	2.2	2.8	2.1
29	3.2	3.0	2.1	2.8	2.2	1.5	2.4	2.7	1.4	1.9	1.6	1.5	2.1	1.9	1.6	2.4	2.1	3.2	2.2
30	3.2	3.2	2.8	3.2	3.4	2.8	2.8	2.9	2.6	3.0	3.0	3.2	3.2	3.2	3.1	3.1	3.4	3.8	3.3
31	3.6	3.3	3.6	3.8	3.2	3.3	3.7	3.8	3.5	4.2	2.8	3.1	3.8	3.0	3.7	4.0	4.1	3.7	3.8
I	33.7	36.5	32.4	37.1	38.3	34.5	37.2	36.1	31.4	34.5	35.0	34.4	33.9	35.9	34.1	35.2	34.8	35.5	34.0
II	30.9	31.3	28.0	30.5	29.8	30.1	32.5	29.0	28.3	29.4	30.7	31.4	29.9	31.1	30.7	30.9	31.0	31.6	30.5
III	34.7	33.7	31.2	34.9	34.2	32.3	36.0	33.6	31.5	32.3	33.8	33.9	34.0	33.2	32.4	34.4	33.3	36.4	33.6
MND	99.3	101.5	91.6	102.5	102.3	96.9	105.7	98.7	91.2	96.2	99.5	99.7	97.8	100.2	97.2	100.5	99.1	103.5	98.1

REFERENTIE  
GEWASVERDAMPING (MM)NEERSLAG  
0-24 UUR (MM)DOORLOPEND POTENTIEEL  
NEERSLAGOVERSCHOT (MM)NEERSLAGGEMIDDELLEN  
PER DISTRICT (MM)

NR	235	280	260	310	380	235	280	260	310	380	235	280	260	310	380	D1	D2	D3	D4	
DAG	DE KOOY	EELDE	DE BILT	VLIS SIN GEN	MAAS TRICHT	DE KOOY	EELDE	DE BILT	VLIS SIN GEN	MAAS TRICHT	DE KOOY	EELDE	DE BILT	VLIS SIN GEN	MAAS TRICHT	I	II	III		
1	2.3	2.6	1.5	1.9	0.6	1.6	2.1	6.9	13.1	15.4	-188	-88	-129	-211	-179					
2	4.0	2.7	2.8	3.1	1.9	0.3	0.6	0.6	1.0	0.5	-191	-90	-132	-213	-181					
3	3.4	2.8	3.3	3.3	4.3	.	0.8	1.0	0.0	0.0	-195	-92	-134	-216	-185					
4	4.0	3.6	3.6	4.5	3.7	.	.	0.0	.	.	-199	-96	-137	-221	-189					
5	4.9	2.8	3.4	4.9	5.2	0.0	0.0	.	.	.	-204	-99	-141	-226	-194					
6	4.0	4.3	4.0	2.9	3.2	1.3	0.0	17.0	4.3	2.6	-206	-103	-128	-224	-195					
7	3.6	3.4	4.0	5.0	5.2	0.0	.	0.0	.	.	-210	-106	-132	-229	-200	I	21.5	18.0	30.2	29.5
8	2.7	2.4	2.8	4.2	3.9	0.0	4.4	0.0	.	.	-213	-104	-135	-233	-204	II	46.3	48.8	51.4	56.9
9	5.1	4.6	4.7	4.8	4.2	.	.	.	.	.	-218	-109	-139	-238	-208	III	75.3	49.1	63.5	42.3
10	2.1	3.5	3.5	2.4	3.6	0.5	36.7	0.1	0.0	.	-219	-76	-143	-241	-211	MAAND NORM	143.0	115.9	145.0	128.8
																	85.1	83.2	78.6	81.8
11	3.5	2.8	1.9	2.3	3.0	0.0	9.4	3.3	2.9	0.2	-223	-69	-141	-240	-214					
12	2.6	2.0	1.8	2.7	1.4	6.4	6.0	26.8	34.8	23.6	-219	-65	-116	-208	-192					
13	3.5	3.3	2.9	4.6	4.5	.	.	.	.	.	-223	-68	-119	-213	-197					
14	2.7	2.2	2.3	2.6	2.8	0.2	14.6	17.6	0.0	2.7	-225	-56	-104	-215	-197	I	22.1	23.2	23.4	28.1
15	3.7	3.2	2.7	2.4	3.2	0.4	0.6	0.0	0.1	0.0	-228	-59	-107	-217	-200	II	50.5	58.8	68.8	77.0
16	1.8	1.2	1.7	3.0	1.9	0.6	1.0	1.2	1.4	0.0	-230	-59	-107	-219	-202	III	40.7	30.2	45.3	31.9
17	4.7	4.2	5.1	4.6	3.0	.	.	0.0	3.1	2.0	-234	-63	-112	-221	-203					
18	4.8	4.5	4.8	5.1	5.2	.	.	.	.	.	-239	-68	-117	-226	-208	MAAND	113.3	112.2	137.5	137.0
19	3.7	3.9	3.8	3.6	3.4	0.0	4.4	0.1	0.1	2.8	-243	-67	-121	-229	-209	NORM	78.8	76.0	73.9	79.9
20	2.8	2.2	2.5	2.6	2.8	0.1	21.2	21.0	6.2	6.3	-246	-48	-102	-226	-205					
21	2.6	3.9	4.8	4.4	4.9	0.0	.	.	.	.	-248	-52	-107	-230	-210					
22	2.9	3.3	3.4	2.3	3.5	0.0	10.6	3.5	0.2	14.2	-251	-45	-107	-232	-199	I	27.7	21.5	18.7	23.0
23	2.5	2.5	2.4	3.2	2.5	13.7	9.7	11.2	15.4	3.0	-240	-37	-98	-220	-199	II	67.3	51.4	41.2	50.4
24	3.5	1.7	3.6	2.9	1.7	6.6	13.5	2.5	24.1	14.9	-237	-26	-99	-199	-186	III	37.2	32.4	40.7	50.1
25	2.4	1.7	2.1	3.6	2.0	4.7	6.9	8.3	0.0	4.7	-234	-20	-93	-202	-183					
26	3.8	3.9	4.0	3.4	3.7	3.5	0.0	0.1	0.0	0.6	-235	-24	-97	-206	-186	MAAND	132.2	105.3	100.6	123.5
27	3.1	2.4	3.0	3.4	2.6	0.0	3.0	0.0	.	1.3	-238	-24	-100	-209	-187	NORM	73.1	70.4	77.5	78.3
28	3.5	3.3	2.6	1.8	2.7	5.8	1.9	1.7	3.6	0.1	-236	-25	-101	-207	-190					
29	3.5	2.7	1.4	1.1	2.7	12.4	26.9	7.6	10.6	0.0	-227	-1	-95	-198	-193					
30	3.1	3.1	3.1	3.5	3.7	1.1	6.5	1.4	0.2	.	-229	2	-96	-201	-196					
31	4.1	3.1	3.2	3.5	3.7	0.1	.	0.0	0.9	0.3	-233	-1	-100	-204	-200	HOOGSTE MAANDSOM				MM TE
I	36.1	32.7	33.6	37.0	35.8	3.7	44.6	25.6	18.4	18.5	-219	-76	-143	-241	-211					
NORM	34.5	31.5	31.1	33.9	32.6	20.1	25.7	26.6	24.6	22.7						LAAGSTE MAANDSOM				MM TE
II	33.8	29.5	29.5	33.5	31.2	7.7	57.2	70.0	48.6	37.6	-246	-48	-102	-226	-205					

## Kaart met meteorologische stations



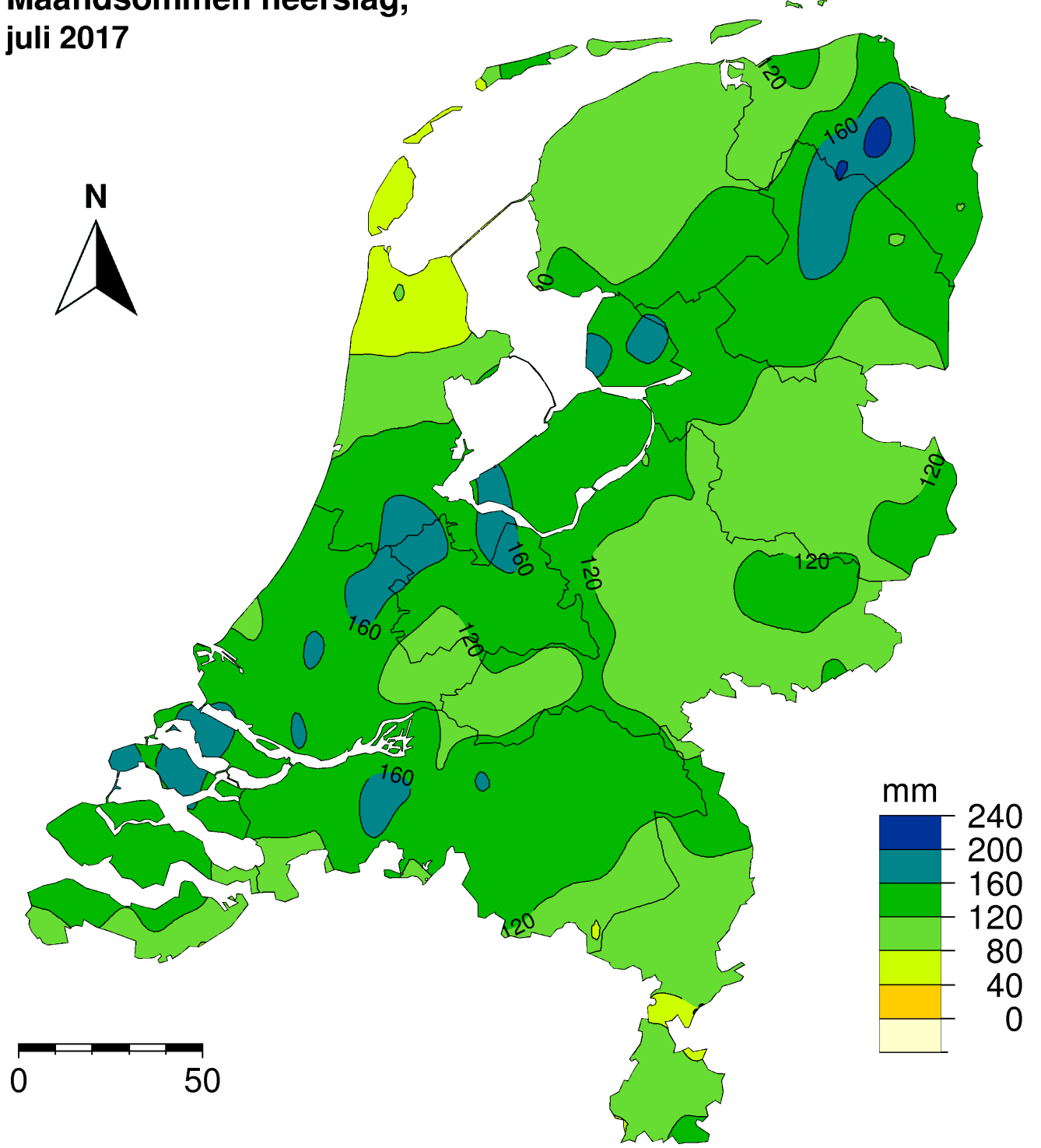


Koninklijk Nederlands  
Meteorologisch Instituut  
Ministerie van Infrastructuur en Milieu

- Neerslagstations  
handmatig 08.00 - 08.00 UT



# Maandsommen neerslag, juli 2017





Dit rapport is een uitgave van:

**Koninklijk Nederlands Meteorologisch Instituut**  
Postbus 201 | 3730 AE De Bilt  
[www.knmi.nl](http://www.knmi.nl) | [klimaatdesk@knmi.nl](mailto:klimaatdesk@knmi.nl)