



Koninklijk Nederlands
Meteorologisch Instituut
Ministerie van Infrastructuur en Milieu

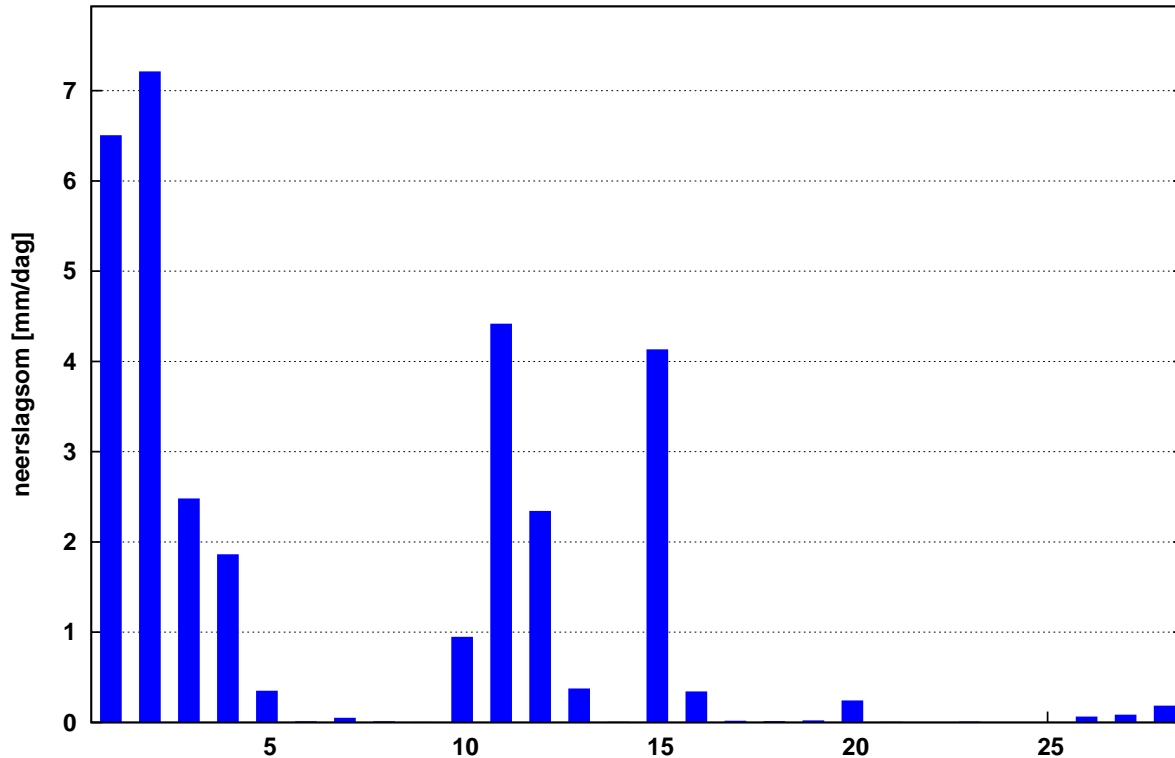
Maandoverzicht neerslag en verdamping in Nederland

februari 2018



Landelijk gemiddelde dagelijkse neerslagsom februari 2018 (gebaseerd op 322 stations)

Maandsom: 32 mm Normaal: 55 mm



In het Maandoverzicht neerslag en verdamping in Nederland (MONV) zijn dagelijkse gegevens van neerslag, verdamping, potentieel neerslagoverschot en sneeuwdagen opgenomen. Daarnaast worden decade- en maandwaarden vermeld. De metingen worden verricht op ca. 325 KNMI-neerslagstations en 25 KNMI meteorologische stations, alwaar uit metingen van temperatuur en straling de referentie-gewasverdamping wordt berekend. Het MONV is ruim 75 jaar uitgegeven als KNMI-periodiek en wordt sinds 2009 verspreid via internet (<http://www.knmi.nl/nederland-nu/klimatologie/gegevens/monv>).

KNMI
Postbus 201
3730 AE De Bilt
e-mail: Klimaatdesk@knmi.nl

FEBRUARI 2018

NEERSLAG 8-8 UUR (MM)

DISTRICT 1														DISTRICT 2								
NR	10	11	12	15	16	17	18	19	21	22	24	25	26	61	64	65	66	67	68	69		
DAG	W. TER HOL LUM	SCHIEL LING	SCHIER MONNIK OOG	OOST VLIE LAND	PETTEN	DEN BURG	NES AME LAND	DE COCKS DORP	CAL LANTS OOG	DE KOOG	VLIE LAND	DE KOOY	FOR MERUM	SKRINS	SNEEK	MAK KUM	HAR LINGEN	DOK KUM	ST ANNA PAR.	APPEL SCHA		
1	4.8	4.7	5.8	4.8	5.1	6.9	5.7	6.0	6.4	5.2	5.0	4.9	4.1	5.5	5.9	4.5	4.8	8.3	7.5	2.6		
2	4.5*	5.7	5.6	4.0	3.3	4.7	4.6	3.5	4.2	4.5	4.4	4.8	5.1	8.0	4.7	3.7	5.5	8.2	6.6	7.0		
3	4.1	1.2	4.0	4.5	1.5	1.6	4.0	2.1	0.6	1.6	0.6	1.3	3.6	4.5	5.0	1.2	2.6	7.7	5.8	1.6		
4	0.5	0.2	2.1	0.4	0.6	6.7	0.5	0.6	1.7	6.3	0.4	0.6	0.2	1.0	1.2	1.6	0.8	0.5	0.5	2.6		
5	1.8	1.3	1.0	0.7	0.4	0.2	1.5	0.5	0.1	0.5	0.5	0.1	1.2	0.5	0.5	0.1	0.9	0.9	1.0	.		
6	0.2	.	.	.	
7	
8	0.1	.	.	0.1	0.2	1.1	.	.	0.7	0.9	
9	0.1	
10	0.7	0.7	.	1.0	1.3	1.5	0.5	1.4	0.9	1.5	1.0	1.3	0.6	0.3	.	0.3	0.6	0.2	0.6	.		
11	5.2	3.5	4.2	2.5	2.7	5.0	4.0	5.0	4.2	5.0	2.5	4.8	4.1	5.0	3.8	2.3	6.1	5.6	6.9	4.6		
12	0.6	0.4	1.0	1.1	1.8	1.2	0.4	0.7	3.7	2.6	1.0	3.8	0.1	.	1.2	1.2	0.4	0.5	0.4	0.6		
13	0.9	0.4	0.3	1.4	0.1	0.8	0.2	0.4	0.5	1.2	0.9	0.9	0.1	.	0.5	1.7	0.6	0.3	0.2	0.5		
14	
15	3.5	5.9	1.2	4.5	3.4	3.6	3.3	5.0	2.8	3.7	3.0	4.9	5.7	4.6	3.4	4.7	4.8	2.5	3.7	1.8		
16	0.5	.	0.2	.	0.2	0.2	0.2	0.3	0.2	0.3	0.3	0.1	.	0.1	.	0.7		
17	0.2	0.2	0.2	
18	.	0.1	0.2	0.1	0.1	.	0.1	
19	.	0.1	.	1.2	0.3	0.4	0.2	0.1	.	0.4	0.3	.	0.4	.	.	0.1	0.2	0.1	.	.	.	
20	0.6	0.7	.	1.3	0.9	0.8	0.2	0.9	1.1	1.0	0.8	0.9	0.7	0.3	0.5	0.4	.	.	0.8	.		
21	0.1	
22	0.1	
23	0.4	.	.	.	0.2	.	.	0.3	.	0.2	.	.	.	
24	
25	
26	2.4	1.0	.	0.4	.	.	2.0*	.	.	.	0.8	.	1.4	
27	2.4	2.7	1.9	1.5	0.1	0.3	2.0*	0.5	.	0.2	.	.	1.9	0.2	0.2	.	0.3*	0.3	2.5	.	.	
28	3.4	1.5	0.7	0.9	0.2	0.1	3.6	0.2	0.1	.	.	.	1.9	.	0.2	.	.	0.6	0.2	0.2	.	
I	16.6*	13.8	18.5	15.5	12.4	22.7	16.8	14.1	14.6	20.5	11.9	13.0	14.8	19.8	17.3	11.4	15.2	26.0	22.0	13.8		
NORM	21.4	21.2	20.8	20.5	19.5	21.7	22.2	21.8	20.4	21.4	19.6	19.6	20.7		21.2	20.4	19.8	22.7	23.4	24.0		
II	11.5	11.1	6.9	12.0	9.4	12.0	8.5	12.8	12.6	14.3	8.5	15.4	11.1	9.9	9.9	10.5	12.1	9.1	12.0	8.2		
NORM	15.8	16.5	14.8	16.8	15.0	15.3	16.1	15.5	15.9	15.2	14.7	15.0	16.4		17.7	15.8	16.9	16.9	18.0	20.8		
III	8.2	5.2	2.6	2.8	0.3	0.4	7.6*	1.1	0.2	0.2	0.8	.	5.5	0.2	0.4	0.3	0.3*	0.5	3.1	0.2		
NORM	13.8	13.7	11.2	13.7	12.6	12.6	13.1	15.3	13.5	13.5	13.7	12.5	13.6		14.2	13.3	12.1	13.9	14.3	15.5		
MND	36.3	30.1	28.0	30.3	22.1	35.1	32.9	28.0	27.4	35.0	21.2	28.4	31.4	29.9	27.6	22.2	27.6	35.6	37.1	22.2		
NORM	51.0	51.3	46.7	51.1	47.2	49.6	51.5	52.5	49.8	50.2	48.0	47.0	50.7		53.0	49.6	48.9	53.5	55.7	60.4		
DISTRICT 2																						
NR	70	73	75	76	77	78	79	80	81	82	84	85	86	87	89	90	91	166	171	326	338	
DAG	OUDE MIRDUM	DRACH TEN	OLDE HOLT PADE	KORN WERDER ZAND	KOLLUM	HER BAYUM	HEEG	STA VOREN	JOURE	GORRE DIJK	EZUMA ZIJL	LEEU WARDEN	NIJ BEETS	BER GUMER DAM	AK KRUM	EERNE WOUDE	TER NAARD	MARUM	AN JUM	FREDE RIKS OORD	GIET HOORN	
1	3.4	7.0	2.4	5.9	6.4	4.8	5.0	5.0	3.6	4.5	8.0	4.0	3.9	10.6	4.5	8.5	7.7	6.0	7.4	3.0	5.5	
2	3.9	4.0	6.5	4.6	7.0	6.8	4.0	4.4	4.9	5.7	6.4	6.3	4.1	8.4	4.3	7.8	5.2	7.6	6.5	7.6	3.5	
3	1.9	2.0	3.3	1.0	8.8	2.8	3.0	1.2	3.3	3.4	6.2	4.3	1.9	1.9	1.9	2.0	6.2	5.5	7.4	3.0	0.3	
4	0.3	1.7	2.5	0.8	0.4	0.3	0.9	0.1	0.6	2.0	0.3	0.2	1.6	2.6	1.9	3.0	0.3	3.2	0.4	2.5	0.5	
5	.	0.3	.	0.2	0.8	0.6	0.4	.	.	0.2	0.8	0.4	0.4	0.6	0.1	0.5	0.4	.	0.5	.	.	
6	.	.	.	0.1	0.1	.	0.5	
7	
8	
9	
10	0.3	.	.	0.5	.	0.7	0.1	0.2	0.3	.	.	0.5	0.5	
11	3.5	9.5	4.0	2.2	5.0	5.2	3.4	3.1	3.8	4.5	4.5	4.6	3.6	3.5	4.0	4.0	4.7	2.0	4.0	4.5	3.6	
12	1.5	.	2.8	1.5	0.4	1.9	1.8	1.8	0.9	1.3	1.0	0.7	0.7	0.6	1.0	1.0	0.9	2.8	1.4	3.0	2.6	
13	0.7	.	0.5	1.5	0.6	0.8	0.6	1.3	1.1	0.3	0.5	0.4	2.5	0.4	.	0.5	1.4	.	0.9	0.6	.	
14
15	4.2	3.4	2.2	3.0	2.0	3.2	3.4	4.9	3.5	2.6	1.1	1.6	2.1	1.8	2.7	3.5	1.2	2.4	1.0	2.8	2.9	
16	0.2	.	0.3	.	0.1	0.1	0.4	0.2	0.2	.	0.2	0.4	0.2	.	.	.	
17	.	0.1	.	0.2	0.1	.	0.2	.	.	
18	.	.	.	0.2	.	0.2	0.1	0.2	.	.	
19	.	.	.	0.3	
20	0.8	.	.	0.3	.	0.4	.	0.2	.	.	.	0.9	.	.	.	0.7	0.2	
21	0.2	0.2	
22	
23	.	.	.	0.6	0.5	0.3	.	.	
24	
25	
26	0.1	.	0.1	0.5	0.1	.	.	.	0.6	.	.	.	
27	.	0.2	.	.	0.7	0.6	0.6	.	0.5	.	0.2	1.4	.	0.3	.	.	
28	0.4	.	0.2	.	.	0.2	.	0.8	0.6	0.2	0.2	0.2	0.5	0.1	.	.	1.1	.	0.3	.	.	
I	9.8	15.0	14.7	13.1	23.4	16.0	13.4	10.9	12.4	15.8	21.7	15.5	11.9	24.2	12.7	22.8	20.3	22.3	22.2	16.1	9.8	
NORM	21.8	23.9	23.7	20.1	25.0	21.1	22.2	20.1	21.3	23.0	22.9	22.7	21.8	22.5		22.2	20.1	22.4		22.2	22.7	
II	10.9	13.0	9.8	9.2	8.1	11.8	9.6	11.3	9.3	8.7	7.1	8.2	9.3	6.5	7.7	9.9	8.9	7.4	7.7	10.9	9.1	
NORM	17.5	20.4	19.8	15.7	19.0	16.9	18.0	16.3	18.2	19.5	17.4	17.6	19.1	17.9		17.9	15.9	21.0		18.5	18.1	
III	0.5	0.2	0.3	0.6	1.2	0.8	.	0.8	1.1	0.2	0.4	0.8	0.8	0.6	.	0.2	2.5	0.6	0.9	.	0.2	
NORM	13.8	15.7	14.1	13.6	14.4	12.6	14.2	12.5	13.8	14.7	14.0	13.1	14.3	13.0		13.5	12.5	14.6		13.3	13.2	
MND	21.2	28.2	24.8	22.9	32.7	28.6	23.0	23.0	22.8	24.7	29.2	24.5	22.0	31.3	20.4	32.9	31.7	30.3	30.8	27.0	19.1	
NORM	53.1	59.9	57.6	49.4	58.5	50.7	54.3	48.9	53.3	57.1	54.3	53.5	55.2	53.4		53.6	48.5	58.0		53.9	54.0	

DISTRICT 2		DISTRICT 3																			
NR	353	134	135	136	139	140	141	142	143	144	145	147	148	150	151	152	154	155	156	158	
DAG	BLOK ZIJL	MIDDEL STUM	WOL TER SUM	EZIN GE	GRO NINGEN	ASSEN	DELFF ZIJL	WARF FUM	FINS TER WOLDE	TER APEL	ZOUT KAMP	VEEN DAM	SAPPE MEER	UIT HUI ZEN	ROODE SCHOOL	GIETER VEEN	EENRUM EEXT	VLAGT WEDDE	ONNEN		
1	6.2	6.4	9.7	3.7	6.2	3.7	5.8	6.5	3.6	2.9	6.2	4.4	2.3	5.8	5.3	3.2	8.0	2.9	2.1	3.4	
2	5.4	6.2	7.0	9.5	9.4	3.8	3.1	6.8	1.3	5.4	7.8	5.9	7.5	6.7	5.5	4.2	9.8	3.6	5.4	5.7	
3	0.3	2.4	2.8	7.6	2.2	1.3	2.7	2.9	2.2	0.7	6.2	1.0	2.0	1.8	3.2	0.7	3.7	1.4	1.1	2.2	
4	0.8	.	0.9	0.3	3.4	2.7	0.8	0.7	1.1	2.1	1.2	1.8	2.7	0.5	.	3.6	0.8	3.6	1.8	2.7	
5	0.1	0.5	0.5	0.7	0.3	.	0.5	1.6	.	5.1	0.4	.	0.4	1.2	1.7	0.2	1.3	.	0.1	0.1	
6	.	.	.	0.1	.	.	.	0.3	0.5	0.1	.	.	0.1	0.1	.	
7	.	.	.	0.1	.	.	.	0.1	0.1	0.1	.	.	0.1	.	.	
8	0.1	
9	
10	.	0.1	
11	3.7	3.0	3.1	3.3	3.7	4.1	3.3	3.9	3.9	4.9	4.5	4.1	3.7	2.8	3.0	4.1	4.5	4.1	4.0	4.6	
12	3.4	1.3	1.3	2.2	0.8	1.2	0.8	1.9	1.1	1.1	2.6	1.1	0.4	1.5	0.8	1.1	2.4	2.5	0.6	1.4	
13	.	0.3	0.6	.	2.3	0.3	0.3	0.4	0.8	5.4	1.6	5.6	0.3	0.5	0.5	0.3	1.2	3.2	3.6	2.4	
14	0.3	0.2	.	.	.	0.2	.	.	
15	3.2	0.4	1.3	1.5	0.9	1.1	1.7	1.0	1.2	0.9	0.8	1.5	1.4	0.4	0.8	1.7	0.9	1.9	1.0	1.5*	
16	0.6	0.1	0.1	0.2	0.1	.	.	
17	0.3	0.1	0.2	0.2	0.1	0.1	.	.	
18	.	.	.	0.1	.	.	.	0.3	0.3	0.1	.	0.2	
19	.	0.2	0.3	
20	0.1	.	.	0.1	.	.	
21	.	.	.	0.1	.	.	.	0.1	0.2	0.1	.	.	
22	0.1	
23	
24	0.1	
25	
26	.	0.2	0.5	0.2	.	0.2*	.	.	0.2	.	.	.	0.1	.	.	0.4	.	0.2	.	0.4	
27	.	0.1	.	0.2	.	.	.	0.2	0.1	.	1.8	.	.	0.3	.	0.5	
28	0.2	0.3	.	0.2	0.8	.	.	.	0.1	.	.	.	0.3	0.3	0.5	0.1	.	.	0.1	0.2	
I	12.8	15.6	20.9	22.0	21.5	11.5	12.9	18.9	8.9	16.2	21.8	13.1	14.9	16.0	15.9	11.9	23.6	11.7	10.6	14.1	
NORM	22.0	17.0	.	22.6	22.2	20.3	22.6	19.4	20.4	21.5	19.8	22.7	23.6	19.8	19.9	22.5	22.3	18.6	20.8	.	
II	11.2	5.3	6.3	7.1	7.7	6.7	6.3	7.8	7.8	12.5	9.5	12.3	5.8	5.7	5.2	7.2	9.0	12.3	9.2	10.1*	
NORM	17.7	19.2	.	18.7	19.8	16.7	17.1	16.6	19.3	15.9	17.4	19.0	17.4	17.4	16.0	18.0	16.7	20.6	17.2	18.0	
III	0.2	0.6	0.5	0.7	0.8	0.2*	.	0.4	0.6	.	1.8	.	0.4	0.6	0.5	0.5	0.5	0.3	0.1	0.6	
NORM	13.3	14.9	.	13.8	14.1	12.2	13.5	12.1	11.9	12.9	12.5	13.8	13.7	11.9	13.1	13.4	13.9	11.9	13.8	.	
MND	24.2	21.5	27.7	29.8	30.0	18.4	19.2	27.1	17.3	28.7	33.1	25.4	21.1	22.3	21.6	19.6	33.1	24.3	19.9	24.8	
NORM	52.9	51.2	.	55.0	56.1	49.2	53.3	48.2	51.5	50.3	49.7	55.4	54.6	47.7	51.0	52.6	56.8	47.6	52.5	.	
DISTRICT 3		DISTRICT 4																			
NR	159	160	161	162	163	164	172	173	323	337	217	221	222	223	224	226	227	228	230	233	
DAG	NIEUW BUINEN	VEEN HUI ZEN	EELDE	NIE KERK	RODEN	ZEE RIJP	NIEUW OLDA	BLIJ HAM	LAAG HA LEN	SCHOON LOO	HEILOO	ENK HUI ZEN	HOORN	SCHEL LING WOUDE	EDAM	WIJK A/ZEE	ANNA PAU LOWNA	SCHA GEN	ZAAN DIJK	ZAAN DAM H'BRG	
1	3.1	3.6	4.1	6.0*	6.6	5.5	6.8	4.2	3.0	3.9	5.4	2.3	4.5	6.9	5.5	3.7	6.2	4.1	4.8	4.8	
2	4.4	4.0	5.8	6.9	8.0	6.3	2.7	3.4	5.7	4.4	3.9	8.9	5.5	6.3	5.0	7.7	6.0	4.2	3.9	7.3	
3	1.2	1.6	3.2	5.7	3.5	2.8	2.4	1.6	1.8	1.1	2.9	0.3	2.6	1.6	1.9	0.8	3.1	2.1	1.7	1.9	
4	4.5	2.8	4.7	3.1	3.5	.	0.5	0.1	1.9	3.0	1.6	1.4	1.0	3.8	2.2	1.0	0.3	0.7	1.5	2.0	
5	0.2	0.1	0.1	1.2	0.3	1.1	0.1	1.1	0.1	0.1	0.3	.	.	0.1	.	1.2	0.2	0.3	0.3	0.2	
6	0.1	0.2
7
8
9	1.1	0.3
10	0.1	.	1.0	0.3	1.0*	0.6	0.4	1.0*	0.3	0.6	0.5	0.7	
11	3.9	3.6	4.2	3.4	3.4	3.5	3.3	4.2	4.4	4.6	7.9	3.3	2.7	5.5	4.0	4.2	4.5	4.0	6.0	6.0	
12	2.8	1.3	1.1	1.0	0.4	1.3	1.1	0.6	0.6	1.2	3.2	4.0	1.4	2.9	3.2	2.5	3.0	4.5	2.0	2.8	
13	0.9	.	0.9	1.6	1.0	1.5	1.3	0.7	0.5	1.1	.	0.8	0.2	0.6	0.3	.	
14	0.2	0.1	
15	2.0	0.7	1.4	0.9	0.7	0.5	1.2	2.4	2.2	2.2	5.1	4.6	3.0	5.1	4.5	6.6	6.8	7.1	4.1	4.0	
16	0.6	0.2	.	0.1	.	0.1	0.2	0.2	0.4	0.3	0.5	0.2	0.3	0.2	0.2	.	1.0	0.1	0.1	.	
17	.	0.1	.	.	.	0.1	0.1	.	.	.
18	0.2	0.2	0.1	.	.
19	0.2
20	0.4	0.2	0.3	0.5	0.3	0.3	1.1	0.1	0.3	0.6	
21	0.1	0.1	.	.
22	0.1
23	0.1
24
25
26	.	0.1	0.6	0.6	0.2	0.1	0.4
27	0.1
28	0.1	0.1	0.7	0.5	0.2	0.7	.	0.3	.	0.3	.	.	.	0.2	0.1	0.3	
I	13.4	12.1	17.9	22.9*	21.9	15.7	12.6	10.6	12.6	12.5	16.2	13.2	14.6*	19.3	15.0	15.4*	16.4	12.0	12.7	16.9	
NORM	20.2	22.9	21.1	23.0	24.0	20.8	.	.	23.6	.	21.7	21.5	21.2	25.9	23.8	21.5	20.1	20.5	22.2	23.0	
II	10.2	5.9	7.6	7.0	5.7	7.2	7.1	8.1	8.1	9.6	17.1	13.3	8.0	14.9	12.2	13.6	16.4	15.9	12.9	13.4	
NORM	17.9	19.9	19.0	19.6	21.9	16.5	.	.	21.1	.	14.7	17.2	16.9	19.3	18.0	15.3	15.0	15.4	16.7	18.6	
III	0.1	0.2	1.3	1.1	0.2	0.3	0.4	.	0.2	0.9	.	0.3	.	0.3	.	.	.	0.2	0.2	0.3	
NORM	12.6	14.3	13.5	13.6	15.0	12.6	.	.	14.5	.	13.5	13.4	13.6	15.7	14.3	13.5	13.6	12.8	13.7	14.9	
MND	23.7	18.2	26.8	31.0	27.8	23.2	20.1	18.7	20.9	23.0	33.3	26.8	22.6	34.5	27.2	29.0	32.8	28.1	25.8	30.6	
NORM	50.7	57.1	53.7	56.2	60.9	49.9	.	.	59.1	.	50.0	52.1	51.6	60.9	56.1	50.3	48.7	48.7	52.6	56.6	

FEBRUARI 2018

NEERSLAG 8-8 UUR (MM)

NR	DISTRICT 4													DISTRICT 5							
	234	235	236	238	239	240	242	249	251	252	255	257	263	256	317	344	348	352	356	359	
DAG	BER GEN	CAS TRICUM	MEDEM BLIK	DE HAUKES	DEN OEVER	KREI LER OORD	PURMER END	HOOG KARS PEL	WEST BEEM STER	KOL HORN	OB DAM	HOOG WOUD	ASSEN DELFT	MARK EN	MARK NESSE	TOLLE BEEK	EMMEL OORD	NA GELE	KUINRE	LEMMER BUMA	
1	3.4	4.2	5.2	5.6	5.6	6.1	5.0	3.1	6.4	5.2	4.7	4.6	4.6	3.5	6.8	3.5	7.9	3.8	4.4	3.1	
2	4.8	2.0	6.9	5.3	6.7	8.0	4.5	7.7	4.4	6.1	5.8	7.4	6.6	6.7	6.1	9.1	6.0	8.7	7.4	7.6	
3	2.6	3.0	0.5	1.7	3.2	0.9	2.2	0.5	2.7	1.4	2.3	1.8	1.8	1.0	0.3	0.4	0.3	0.1	0.6	1.3	
4	1.4	1.0	2.5	0.6	1.2	1.9	3.3	0.8	1.3	1.0	2.1	0.9	1.0	2.8	0.9	0.4	0.4	.	1.0	0.6	
5	0.2	0.2	.	.	0.5	.	0.2	0.2	.	0.3	0.2	0.1	0.2	0.1	.	0.1	.	.	.	0.2	
6	.	0.1	0.2	
7	
8	0.1	
9	.	0.7	
10	1.8	1.5	0.4	0.9	0.9	0.5	0.6	0.5	0.6	0.5	0.9	0.9	0.8	0.1	0.2	
11	7.0	5.5	4.9	4.3	4.2	4.4	4.8	3.5	2.9	4.7	6.3	5.0	4.0	3.5	3.5	2.4	2.7	1.5	2.8	3.6	
12	2.5	0.8	7.0	3.9	2.1	4.7	1.7	5.2	4.9	7.5	2.8	5.4	1.9	2.3	3.5	3.9	3.2	2.6	0.9	0.3	
13	.	0.1	0.2	0.7	1.9	0.3	0.1	0.5	1.7	1.0	0.1	0.5	0.2	
14	
15	4.1	6.5	4.2	5.8	3.4	6.5	4.6	3.8	3.9	2.7	3.2	6.0	3.5	3.3	2.3	1.5	2.4	2.0	3.8	3.9	
16	0.4	.	0.1	.	0.2	.	0.2	0.2	1.5	.	0.4	.	.	0.5	.	0.1	0.1	.	0.1	.	
17	0.2	.	0.7	0.1	.	
18	0.2	0.1	
19	0.1	.	.	.	0.1	
20	1.0	0.5	0.3	1.0	0.4	.	0.6	0.7	0.4	0.6	0.8	0.4	0.3	0.3	
21	0.1	0.1	0.1	
22	
23	0.1	
24	
25	
26	
27	
28	0.1	0.2*	.	.	0.3	0.9	.	0.2	.	.	.	0.3	.	.	1.0	.	0.5	0.7	0.2	0.2	
I	14.3	12.7	15.5	14.1	18.1	17.4	15.8	12.8	15.4	14.5	16.0	15.7	15.0	14.2	14.3	13.5	14.6	12.6	13.4	13.0	
NORM	21.1	22.9	21.5	19.8	19.3	19.8	24.5	21.9	21.5	19.5	21.0		22.1	22.5		20.1	22.0	21.9	22.8	20.8	
II	15.0	13.4	16.7	15.7	12.4	15.9	12.1	13.4	14.3	15.5	13.5	16.8	9.7	9.8	9.8	9.7	9.4	6.2	8.2	8.4	
NORM	16.8	16.0	16.7	14.9	14.0	15.0	18.0	17.3	16.7	14.8	17.0		16.7	17.2		15.7	17.7	17.5	18.7	16.5	
III	0.1	0.2*	.	.	0.4	0.9	.	0.2	.	.	.	0.3	.	0.1	1.1	.	0.5	0.7	0.2	0.3	
NORM	13.6	13.8	13.8	12.9	12.3	12.4	14.9	12.9	14.0	12.4	14.3		14.3	13.9		12.5	13.7	14.4	14.0	12.6	
MND	29.4	26.3	32.2	29.8	30.9	34.2	27.9	26.4	29.7	30.0	29.5	32.8	24.7	24.1	25.2	23.2	24.5	19.5	21.8	21.7	
NORM	51.6	52.8	52.0	47.6	45.6	47.2	57.3	52.1	52.2	46.8	52.3		53.2	53.5		48.4	53.4	53.9	55.5	49.9	

NR	DISTRICT 5							DISTRICT 6												
	364	365	366	369	371	372	516	298	327	330	331	332	333	335	339	340	341	342	343	345
DAG	DRON TEN	SWIF TER BANT	BID DING HUIZEN	LELY STAD	ZEE WOLDE	ZEE WOLDE SW	HARDER WIJK	STEEN WIKS MOER	DWIN GE LOO	ZWOLLE	DENE KAMP	HOOG VEEN EMMEN	IJSSEL MUIDEN	RHEE ZER VEEN	HEINO	ZWEE LOO	VILS TEREN	SCHOO NEBEEK	VROOMS HOOP	
1	4.1	2.4	5.7	3.4	6.0	6.7	6.3	3.4	5.1	3.8	3.2	4.9	2.9	5.6	4.2	4.8	3.6	3.8	4.2	3.8
2	10.0	9.8	8.8	8.1	8.3	5.6	10.9	4.0	7.1	8.1	4.6	6.8	3.5	9.9	3.1	9.0	4.8	4.9	3.0	5.2
3	0.8	0.8	0.8	0.8	1.9	0.5	0.3	2.1	2.1	0.1	1.2	1.1	0.3	0.2	2.7	0.8	0.7	1.2	1.6	2.2
4	1.1	2.4	2.6	3.6	3.2	3.7	3.0*	1.4	1.8	1.5	.	1.6	4.2	1.0	.	4.2	3.7	7.6	2.7	2.3
5	.	.	0.3	0.1	.	.	0.8	.	0.2	0.2
6
7
8
9
10	.	.	.	0.2	.	0.2
11	2.9	2.7	3.9	3.2	3.6	4.1	6.1	3.8	4.8	4.3	3.9	3.3	4.3	3.5	4.1	3.5	5.2	3.4	4.1	3.4
12	3.8	4.8	4.8	3.4	4.5	3.6	11.0	2.0	2.3	2.2	3.8	2.2	2.3	2.5	3.0	5.2	2.6	3.3	2.1	5.6
13	1.3	0.8	.	.	0.9	1.4	.	0.2	.	0.6	1.5	0.3	.	0.4	.	0.5	.	0.3	1.1	0.7
14	0.3	0.5
15	1.7	2.6	3.7	3.1	2.6	3.3	4.6	1.8	2.8	3.1	0.8	1.4	1.4	3.3	1.8	2.4	2.0	3.0	1.0	2.2
16	.	.	0.2	0.1	0.3	0.2	.	.	0.5	0.1	1.1	.	0.7	.	.	0.3	0.4	0.3	.	.
17
18
19
20
21
22
23	0.1	.	.
24
25
26	0.3	.
27
28	0.2*	0.5	0.2	0.1	.	0.9	0.2*	1.2	0.2*	0.5	0.4	1.0	0.4	0.2	.	0.2	.	0.3	0.2*	.
I	16.0	15.4	18.2	16.1	19.4	16.7	20.5*	11.0	16.1	13.5	9.8	14.4	11.1	16.9	10.0	18.8	12.8	17.6	11.5	13.5
NORM	21.3	20.5	21.6	22.4	22.3	20.5	20.5		25.0	21.1	18.4	24.0	22.5	21.2	21.0	19.9	22.2	21.9	19.4	21.1
II	10.0	10.9	12.6	9.8	11.9	12.6	21.7	7.8	10.4	10.3	11.1	7.2	8.7	10.2	8.9	11.9	10.2	10.5	8.3	11.9
NORM	19.0	17.1	17.9	17.2	21.6	21.7	18.0		22.0	19.3	19.3	21.3	21.9	19.0	21.0	18.2	19.4	20.4	17.7	20.2
III	0.2*	0.5	0.2	0.1	.	0.9	0.2*	1.2	0.2*	0.5	0.4	1.0	0.4	0.2	.	0.2	.	0.4	0.5*	.
NORM	14.0	13.3	13.3	13.4	16.6	15.4	12.1		15.5	12.7	12.2	13.9	13.8	13.7	12.3	11.7	13.9	12.4	12.0	11.9
MND	26.2	26.8	31.0	26.0	31.3	30.2	42.4	20.0	26.7	24.3	21.3	22.6	20.2	27.3	18.9	30.9	23.0	28.5	20.3	25.4
NORM	54.3	50.9	52.8	53.1	60.6	57.5	50.6		62.5	53.1	49.9	59.2	58.2	53.9	54.3	49.8	55.5	54.8	49.0	53.3

DISTRICT 6

DISTRICT 7

NR	349	354	358	361	362	664	665	668	670	672	675	681	687	225	229	426	435	437	438	439	
DAG	KLA ZIENA VEEN	DE DEMS VAART	ROU VEEN	TUB BERGEN	RUINER WOLD	AL MELO	EN SCHEDE	HENGE LO (OV)	TWEN THE	HELLEN DOORN	WEER SELO	LET TELE	HOL TEN	OVER VEEN	ZAND VOORT	ZOE TER MEER	HEEM STEDE	LIJN DEN	HOOFD DORP	ROELOF ARENDS VEEN	
1	4.0	5.5	5.3	4.2	5.5	4.3	11.4	5.8	5.7	6.1	2.5	5.5	4.5	3.2	3.3	3.8	6.0	5.6	5.1	4.3	
2	3.8	2.2	3.1	6.7	3.5	8.7	12.7	11.8	13.0	9.6	8.1	9.6	10.9	5.7	4.9	7.9	6.7	6.6	7.8	10.4	
3	1.0	2.5	0.4	2.3	1.4	1.9	1.7	1.2	3.4	0.8	2.2	0.8	0.6	1.9	0.8	3.0	1.4	0.7	2.1	1.1	
4	4.1	0.5	1.3	1.8	1.5	1.0	5.2	4.1	3.7	2.4	1.0	2.7	3.4	1.8	0.9	2.8	1.0	1.7	1.0	3.9	
5	0.3	.	0.1	0.8	.	0.9	1.1	0.7	0.9	.	0.5	.	0.3	0.4	0.3	0.5	0.5	.	0.1	0.2	
6	0.2
7
8
9
10	0.2	.	.	0.3	.	.	0.3	1.2	1.6	1.8	1.5	0.5	0.8	1.2	
11	4.7	4.5	3.8	3.0	4.2	4.4	4.6	4.9	3.6	4.6	4.0	4.6	4.5	4.5	3.6	5.3	4.6	4.6	4.4	5.2	
12	1.7	2.6	2.9	3.6	1.8	6.2	8.8	8.6	11.1	6.2	5.5	6.0	6.8	2.1	0.7	1.3	1.0	1.7	0.6	0.5	
13	.	0.2	0.3	2.6	.	2.6	0.1	0.5	2.2	1.5	1.5	.	.	0.6	.	0.5	0.5	.	1.6	.	
14
15	1.6	3.1	3.1	3.0	4.4	2.9	2.5	2.6	1.4	2.9	2.8	3.1	2.4	5.1	7.2	5.4	6.1	3.8	2.3	4.7	
16	0.8	0.4	.	0.5	.	0.6	0.8	0.3	0.4	0.7	0.5	0.7	.	0.1	0.2	0.3	.	.	0.2	0.1	
17	.	.	0.2	.	.	.	0.3	.	.	.	0.1
18
19	.	.	0.1	.	.	.	0.1	0.4
20	0.7	0.5	0.3	.	0.7	0.6	
21
22	0.2
23	0.2
24
25
26
27	0.1	0.1
28	.	0.5	1.4	0.2*	.	0.1	.	0.8	1.0	.	0.5	0.3	.	0.5	0.4	0.2	1.4	0.3	0.2	.	
I NORM	13.2	10.7	10.2	15.8	11.9	16.8	32.5	23.6	26.7	19.2	14.3	18.6	20.0	14.2	11.8	19.8	17.1	15.1	16.9	21.1	
	19.1	22.2	22.9	19.9	.	20.5	19.8	20.1	20.1	22.1	19.2	19.3	.	22.5	20.5	.	22.4	22.6	23.6	22.4	
II NORM	8.8	10.8	10.4	12.7	10.4	16.7	17.2	16.9	18.7	15.9	14.4	14.4	13.7	12.4	12.8	13.3	12.5	10.1	9.8	11.1	
	17.8	20.6	19.6	19.7	.	20.6	20.9	20.3	21.1	20.4	19.4	18.8	.	16.3	14.4	.	16.4	16.6	17.1	16.7	
III NORM	.	0.5	1.4	0.2*	.	0.1	0.1	0.8	1.0	.	0.5	0.3	.	0.5	0.9	0.2	1.4	0.3	0.2	.	
	11.6	13.5	14.1	11.9	.	12.6	13.1	12.7	13.2	12.9	12.1	11.9	.	13.8	12.6	.	13.7	14.0	14.8	14.4	
MND NORM	22.0	22.0	22.0	28.7	22.3	33.6	49.8	41.3	46.4	35.1	29.2	33.3	33.7	27.1	25.5	33.3	31.0	25.5	26.9	32.2	
	48.5	56.3	56.6	51.5	.	53.8	53.9	53.2	54.5	55.3	50.7	50.0	.	52.6	47.5	.	52.5	53.2	55.5	53.5	

DISTRICT 7

NR	442	443	444	449	450	453	454	455	456	458	461	463	464	467	470	474	477	479	480	481	482
DAG	BOS KOOP	GOUDA	KAT WIJK	DELFT	NU MANS DORP	BERG SCHEN HOEK	LISSE	STRIJ EN	OOST VOORNE	AALS MEER	BAREN DRECHT	N.HEL VOET	BRIEL LE	POORTU GAAL	ZEG VELD	VALKEN BURG VK	H.VAN H'LAND M'PAD	MAAS LAND	HON SELERSD DIJK	VOOR SELESSH TEN	HENDRIK IDO AM BACHT
1	4.4	3.0	7.0	3.7	7.2	4.4	7.7	13.7	2.6	7.9	9.7	5.9	5.0	7.9	3.9	6.2	2.8	2.1	3.6	4.1	12.3
2	7.7	10.5	7.4	8.2	9.3	9.0	14.7	9.4	7.3	8.6	9.0	11.2	8.3	11.5	7.6	9.1	6.3	8.9	8.2	8.2	9.2
3	3.2	2.5	4.2	5.2	4.7	3.5	4.2	4.0	7.2	0.4	3.4	7.5	5.6	4.5	2.3	3.3	4.2	5.9	5.5	4.5	3.6
4	1.6	1.8	.	4.7	0.9	2.8	4.1	2.3	5.8	0.6	3.6	3.5	4.1	2.7	1.1	1.3	7.4	6.3	8.0	1.5	3.4
5	0.6	0.3	1.2	0.2	.	0.5	0.3	.	0.2	0.3	0.1	.	0.3	0.5	.	0.1	.	.	0.1	.	0.1
6	0.2	0.1	0.1
7
8
9
10	1.3	1.3	1.2	1.8	1.5	1.5	0.4	1.3	2.4	0.9	1.5	3.1	1.1	1.8	1.0	1.1	2.1	1.6	2.2	1.5	1.5
11	4.1	4.4	6.0	5.5	6.4	5.5	3.1	4.7	5.2	4.9	5.1	5.5	5.0	5.3	5.3	5.3	5.4	5.1	5.5	6.3	6.2
12	1.2	1.6	.	1.4	0.1	1.7	0.2	0.5	0.3	1.2	1.6	.	0.2	2.3	1.5	.	2.6	4.0	2.5	0.2	1.5
13	0.1	0.7	3.7	0.1	0.2	0.2
14
15	4.4	2.9	5.9	6.0	6.4	5.6	5.6	5.3	7.9	5.3	5.4	8.1	7.1	6.1	4.8	5.5	6.0	6.7	6.7	5.2	5.1
16	0.2	0.3	.	0.2	0.1	0.1	.	0.1	.	0.2	0.1	.	.	0.2	.	.	*	.	0.1	0.2	0.2
17	.	0.1
18
19	0.2
20	0.7	0.6	.	0.2	0.2	0.3	.	.	0.5	0.1	.	0.6	0.5	0.6	.	0.4	.	0.4	0.3	0.5	0.4
21
22	0.1
23
24
25
26	0.2
27
28	0.2	0.1	.	0.1	.	.	0.2*	.	.	0.1	0.2*	0.3	.
I NORM	19.0	19.5	21.0	23.8	23.6	21.7	31.4	30.7	25.5	18.7	27.3	31.2	24.4	29.0	15.9	21.1	22.8	24.8	27.6	19.8	30.1
	24.6	24.7	22.4	25.4	23.4	24.8	20.6	21.9	23.1	22.2	26.3	20.8	24.1	23.8	21.6	22.5	22.7	.	23.5	25.0	.
II NORM	10.7	10.6	11.9	13.3	13.2	13.2	8.9	10.6	13.9	15.4	12.2	14.2	13.0	14.6	11.6	11.2	14.0*	16.2	15.2	12.6	13.6
	18.5	18.7	17.1	17.9	18.2	18.8	16.2	16.9	16.4	16.8	20.3	15.8	17.1	18.6	15.9	17.2	15.0	.	17.6	19.3	.
III NORM	0.5	0.1	.	0.1	.	.	0.2*	.	.	0.1	0.2*	0.3	.
	15.4	14.4	14.5	15.3	15.0	15.3	14.0	14.0	15.4	14.2	16.2	14.1	15.6	15.3	12.6	14.8	13.9	.	15.0	15.6	.
MND NORM	30.2	30.2	32.9	37.2	36.8	34.9	40.5	41.3	39.4	34.2	39.5	45.4	37.4	43.6	27.7	32.3	36.8	41.0	42.8	32.7	43.7
	58.5	57.8	54.0	58.6	56.5	58.9	50.7	52.8	54.9	53.2	62.8	50.7	56.8	57.6	50.2	54.5	51.7	.	56.2	60.0	.

FEBRUARI 2018

NEERSLAG 8-8 UUR (MM)

NR	DISTRICT 7							DISTRICT 8												
	483	484	548	559	561	563	572	328	329	336	350	509	510	514	523	541	542	543	546	547
DAG	KRIM- PEN AD LEK	HOOG MADE	LOENEN A/D VECHT	VLEU TEN	BEN SCHOP	WEESP	AB COUDE	HEERDE	WAPEN VELD	OLDE BROEK	ELBURG	DOORN	VAAS SEN	WIJK B/DUUR STEDE	ARNHEM	PUT TEN	APEL DOORN	WOUDEN BERG	NIJ KERK	
1	6.1	3.7	4.9	1.6	4.0	2.2	5.2	5.1	5.5	6.9	7.1	4.5	4.4	4.6	5.2	10.5	3.0	5.1	6.0	3.5
2	8.8	9.9	10.8	7.8	11.3	6.1	9.4	11.0	11.0	8.2	8.2	11.0	15.8	9.1	8.0	7.3	7.8	26.2	9.0	9.8
3	3.2	2.7	1.2	1.0	3.1	0.6	1.9	1.2	0.3	0.5	0.6	1.0	0.3	0.1	1.0	1.0	0.9	0.5	0.5	0.3
4	4.5	0.7	0.6	0.6	1.8	1.0	0.4	0.2	3.5	1.4	2.0	2.1	2.4	1.7	3.4	1.1	2.1	0.8	1.7	3.0
5	.	0.5	.	.	0.3	.	0.3	0.3	.	0.1	0.5	.	0.3	.	.	0.2	0.5	.	.	0.3
6	0.3
7
8
9
10	0.8	1.4	0.3	0.4	0.4	.	0.2	0.3	.	0.4	.	.	0.3	0.2
11	6.4	5.2	3.4	4.6	5.2	3.5	4.6	3.8	3.5	2.4	4.0	5.2	4.8	3.5	4.6	7.0	4.4	5.2	6.4	5.6
12	1.8	0.6	2.0	1.8	0.6	2.0	4.1	5.1	4.9	4.6	4.5	2.0	4.6	7.4	.	4.5	1.0	6.9	4.0	3.0
13	.	.	0.1	.	.	.	1.1	0.2	0.2	.	.	.	0.1	.	.	0.1	1.4	.	0.5	.
14	0.2
15	4.8	5.2	6.6	5.8	4.7	4.0	3.9	2.6	2.9	2.9	5.7	5.3	3.4	4.6	3.6	4.3	4.1	4.1	4.0	4.6
16	.	0.2	0.2	.	0.3	.	0.2	.	0.3	0.2	.	.	0.4	0.5	.	0.2	0.4	.	0.5	0.5
17	0.1	0.1
18
19	.	.	0.2
20	0.6	0.4	0.1	.	0.3	.	0.2	0.1	.
21	.	0.3	.	.	0.1	0.1
22
23
24	0.1
25
26
27
28	.	.	0.2	0.2	0.3	0.3*	0.2	0.2*	.	0.2	0.7	0.2*	.	0.2*	.	0.6	0.4	.	0.1	.
I	23.4	18.9	17.8	11.4	20.9	9.9	17.4	17.8	20.3	17.1	18.4	18.6	23.2	15.8	17.6	20.8	14.3	32.6	17.5	17.1
NORM	26.9	.	24.4	22.4	23.0	24.3	24.3	21.7	22.8	24.5	20.4	22.2	25.0	24.5	21.4	25.9	24.0	26.7	23.6	23.5
II	13.6	11.6	12.6	12.2	11.1	9.5	14.1	11.7	11.9	10.2	14.2	12.5	13.3	16.0	8.2	16.3	11.3	16.2	15.5	13.7
NORM	21.2	.	18.9	17.9	18.8	18.0	17.8	19.4	20.9	21.3	18.7	26.7	23.2	22.3	19.0	23.2	21.2	24.1	21.1	19.8
III	.	0.3	0.2	0.2	0.4	0.3*	0.2	0.2*	0.1	0.2	0.7	0.2*	.	0.2*	.	0.7	0.4	.	0.1	.
NORM	17.3	.	14.5	12.9	13.7	14.4	14.2	12.6	13.6	13.4	12.8	17.2	14.5	14.2	12.5	16.3	14.0	15.4	13.7	13.2
MND	37.0	30.8	30.6	23.8	32.4	19.7	31.7	29.7	32.3	27.5	33.3	31.3	36.5	32.0	25.8	37.8	26.0	48.8	33.1	30.8
NORM	65.5	.	57.8	53.1	55.6	56.8	56.3	53.7	57.3	59.2	51.9	66.1	62.8	61.0	53.0	65.3	59.2	66.2	58.4	56.5

DISTRICT 8

NR	DISTRICT 8																			
	550	557	558	560	564	565	567	570	571	573	576	578	579	580	582	583	591	593	595	596
DAG	DE BILT	EER BEEK	LUN TEREN	AME RONGEN	HULS HORST	VOORT HUI ZEN	KOOT WIJK	ELS PEET	HARS KAMP	BEEK BERGEN	SPA KEN BURG	OOSTER BEEK	VEE NEN DAAL	BARNE VELD	HA MERS VELD	WAGE NINGEN PD	DEE LEN	LAREN	SOEST	EEMNES
1	2.6	6.6	6.6	4.7	9.4	2.4	3.4	4.5	4.9	7.7	4.5	7.8	6.5	4.6	5.0	10.6	6.7	4.5	3.2	4.5
2	8.9	11.2	8.0	7.9	13.2	11.6	8.2	14.9	9.8	12.8	9.5	8.0	7.7	8.7	9.8	7.9	13.1	11.2	12.1	10.0
3	1.1	0.5	0.9	0.9	0.7	0.4	0.4	0.5	0.4	1.0	1.1	0.5	0.3	0.1	0.4	0.3	0.5	1.9	1.5	0.3
4	0.8	0.3	0.2	1.9	4.3	2.0	0.8	4.8	.	0.1	1.5	1.9	1.7	1.6	2.3	0.2	0.4	3.1	1.7	2.9
5	0.1	.	.	.	0.2	0.2	0.7	0.2	.	0.5	0.1	0.1	0.2	0.2	0.1	0.2	0.3	0.1	0.2	.
6
7
8
9	0.1
10	0.7	0.3	0.3	0.5	.	0.2	0.5	.	0.4	0.3	0.2	0.3	0.3	0.3	0.1	1.6	0.3	0.2	0.4	.
11	4.2	7.4	6.2	4.0	5.8	5.6	4.5	3.2	3.2	5.9	3.4	6.2	5.1	6.0	4.8	6.5	8.7	3.8	5.4	4.8
12	1.4	5.3	3.1	2.4	8.5	5.1	4.3	5.1	5.0	6.3	2.0	3.7	5.8	6.7	4.0	3.1	4.5	2.8	5.4	3.2
13	.	.	0.5	.	0.7	0.1	.	0.9	.	0.3	0.5	.	0.2	.	0.7	0.4	.	0.5	1.1	.
14
15	4.2	3.9	3.8	3.3	4.2	4.2	4.9	2.8	4.1	4.6	2.5	3.9	2.5	4.6	3.1	5.6	4.7	4.7	4.5	2.0
16	0.2	0.7	.	.	0.3	0.3	0.3	0.3	.	0.4	0.2	0.2	0.3	.	0.4	0.4
17	0.2	0.2
18	0.1
19	0.2	.
20
21
22	0.1
23
24
25
26
27	0.1
28	0.2	.	.	0.2	1.9	0.1	.	0.2*	0.2	0.2	0.5	0.1	.	0.8	0.4	0.3	0.3	1.2	0.2	0.4
I	14.2	18.9	16.0	15.9	27.8	16.8	14.0	25.0	15.5	22.4	16.9	18.6	16.7	15.5	17.7	20.8	21.3	21.0	19.1	17.7
NORM	24.4	24.5	23.8	22.6	22.3	22.9	23.8	24.8	22.7	26.6	23.5	25.4	23.8	24.1	25.3	23.6	24.7	25.6	.	.
II	10.0	17.3	13.6	9.7	19.8	15.3	14.0	12.3	12.3	17.7	8.6	13.8	13.6	17.3	12.6	15.8	18.2	11.8	17.0	10.4
NORM	20.6	22.7	21.1	19.7	19.1	19.9	21.4	22.9	20.4	24.2	19.8	22.2	19.9	21.3	22.3	19.7	23.2	20.1	.	.
III	0.2	.	.	0.2	1.9	0.1	.	0.3*	0.2	0.3	0.5	0.1	.	0.8	0.4	0.3	0.3	1.2	0.2	0.4
NORM	13.7	14.7	14.1	13.4	12.7	13.1	13.8	14.7	13.4	16.0	13.5	14.8	14.0	13.8	14.5	13.7	14.7	15.1	.	.
MND	24.4	36.2	29.6	25.8	49.5	32.2	28.0	37.6	28.0	40.4	26.0	32.5	30.3	33.6	30.7	36.9	39.8	34.0	36.3	28.5
NORM	58.6	61.9	59.0	55.7	54.1	55.9	59.0	62.4	56.4	66.7	56.9	62.3	57.8	59.2	62.2	57.0	62.5	60.8	.	.

DISTRICT 9																		DISTRICT 10				
NR	588	645	663	666	667	669	673	674	678	679	680	682	683	684	686	688	689	434	465	539		
DAG	DUI VEN	HENGE LO (GLD)	LOCHEM	WIN TERS WIJK	DOETIN CHEM	BOR CULO	GEN DRIN GEN	REKKENALMEN	HERWEN	AAL TEN	MAR KELO	LICH TEN VOORDE	LIE VELDE	WOULD	HUP SEL	DEVEN TER	GROOT AMMERS	OUD AL BLAS	NIJ MEGEN			
1	17.5	11.5	7.8	12.6	15.7	13.8	11.2	14.5	7.5	7.8	10.5	5.3	9.6	11.2	16.1	12.9	6.0	6.7	11.0	14.8		
2	5.7	7.3	16.2	8.3	5.0	12.0	4.3	11.2	16.0	4.8	4.5	10.5	6.5	9.3	8.2	11.2	10.1	9.2	9.3	7.2		
3	1.5	0.8	1.2	0.5	1.6	0.3	1.5	0.9	1.0	1.8	0.8	1.1	0.4	0.9	0.6	2.6	0.2	2.9	2.0	1.1		
4	1.1	1.0	4.2	0.7	.	1.4	.	1.5	2.0	0.1	0.8	1.2	0.9	1.1	0.8	2.2	3.6	2.0	6.6	0.2		
5	0.3	0.5	0.8	0.5	1.1	1.0	.	0.7	0.4	.	1.6	0.7	0.4	1.4	.	0.6	.	.	0.3	.		
6	0.1	.	.	0.1		
7		
8		
9		
10	0.4	0.5	0.3	0.8	0.8	0.4	1.7	0.5	0.3	0.9	0.9*	0.3	0.5	0.6	1.2	0.6	0.1	1.2	0.9	1.1		
11	5.8	7.0	5.7	5.5	7.0	4.4	5.6	4.7	6.5	5.0	5.0*	4.6	5.5	5.2	5.2	5.2	3.8	5.6	5.7	6.8		
12	2.3	5.5	6.4	5.6	6.2	3.6	3.5	3.3	6.6	1.4	4.0*	6.1	7.2	5.6	4.5	4.4	3.0	3.9	4.6	2.7		
13	0.1	0.1	.	0.1	0.3	*	0.2	.	0.1	0.2		
14		
15	3.3	3.0	2.5	2.6	2.8	2.0	2.5	2.8	2.5*	3.8	3.1	2.9	3.7	2.8	2.2	1.4	2.8	4.0	4.7	3.5		
16	0.6	0.3	.	0.5	0.2	.	.	.	0.3	0.5	0.4	0.4	0.7	0.7	2.0	0.5	0.4	0.3	.	0.4		
17		
18		
19	0.2		
20	0.4	0.8	.		
21		
22		
23		
24		
25		
26		
27	.	.	.	0.1	0.1		
28	0.1	0.6	.	.	.	0.8	0.1	0.2	0.2*	0.2*	.	.		
I	26.6	21.6	30.5	23.5	24.2	28.9	18.7	29.3	27.2	15.4	19.1*	19.1	18.3	24.5	26.9	30.1	20.0	22.0	30.1	24.4		
NORM	22.5	.	20.8	19.6	22.6	20.1	18.5	18.8	19.3	22.5	22.1	20.0	20.7	20.1	24.1	.	20.0	25.0	25.7	20.8		
II	12.1	15.9	14.6	14.3	16.7	10.0	11.6	10.8	15.9*	10.7	12.5*	14.2	17.1	14.4	13.9	11.5	10.0	14.2	15.8	13.6		
NORM	19.2	.	19.0	19.3	21.3	19.5	17.7	19.0	18.1	20.0	20.7	19.1	19.3	19.3	21.4	.	20.0	19.2	20.3	18.1		
III	0.1	0.6	.	0.1	.	0.8	0.1	0.3	0.2*	0.2*	.	.		
NORM	12.7	.	12.5	12.3	13.6	13.2	11.7	12.0	11.6	13.3	13.0	12.2	13.2	13.0	13.5	.	12.2	13.7	15.1	12.8		
MND	38.8	38.1	45.1	37.9	40.9	39.7	30.3	40.1	43.1	26.1	31.7	33.6	35.4	38.9	40.8	41.6	30.2	36.4	45.9	38.0		
NORM	54.4	.	52.3	51.2	57.5	52.8	47.8	49.8	49.0	55.8	55.8	51.2	53.2	52.4	59.1	.	52.2	57.9	61.1	51.8		
DISTRICT 10																		DISTRICT 11				
NR	549	562	569	584	589	830	835	836	840	910	917	446	447	462	471	705	733	735	736	737		
DAG	CULEM BORG	TIEL	HEU MEN	GELDER MALSEN	ZET TEN	HER WIJNEN	ANDEL	GORIN CHEM	NIEU WEN DIJK	AMMER ZODEN	ZALT BOMMEL	GOEDE REEDE	DEN BOMMEL	DIRKS LAND	OUD DORP POLDER	BRES KENS	VLIS SINGEN	KAPEL LE	BROU WERS HAVEN	KERK WERVE		
1	9.3	12.8	9.1	13.4	10.2	11.4	10.4	11.4	14.4	7.4	11.7	5.5	6.4	8.5	5.1	3.2	4.0	5.1	8.0	3.6		
2	5.4	6.2	7.1	5.0	7.0	7.2	7.5	8.6	4.8	7.2	6.8	11.7	8.5	13.0	8.6	10.3	12.0	11.1	8.0	9.1		
3	0.7	2.1	0.6	0.7	0.5	0.9	1.4	3.1	2.3	1.6	0.9	3.2	4.3	9.4	7.6	3.3	3.5	4.2	4.1	5.7		
4	0.2	0.5	0.3	0.5	0.3	1.1	3.0	3.0	2.4	1.9	1.3	3.4	1.1	1.7	1.8	3.2	3.5	2.9	2.0	4.1		
5	.	0.2	1.0	0.3	0.1	.	0.4	0.4	0.2	.	0.1	0.2	0.7	0.3	.	.		
6		
7		
8		
9	0.2	.	.	.	0.1	.		
10	0.9	0.6	0.8	0.5	0.1	0.5	0.4	0.5	0.5	0.2	.	3.7	1.9	2.7	2.1	6.6	6.2	4.7	4.1	4.2		
11	4.3	4.1	5.7	6.0	4.4	5.9	5.0	6.2	5.3	5.2	4.9	6.2	6.4	5.7	2.8	3.4	2.6	5.5	4.3	4.9		
12	1.5	0.5	3.6	3.0	2.5	3.0	1.4	5.0	1.7	0.9	4.4	.	2.3	0.9	0.1	.	0.1	1.1	1.7	0.3		
13	0.1		
14		
15	4.1	3.2	4.8	5.9	4.3	5.5	4.7	5.3	6.6	4.9	5.0	9.7	6.7	6.7	7.2	6.7	5.8	8.7	7.6	6.2		
16	.	.	0.8	0.9	0.2	0.1	0.2	0.2		
17		
18		
19		
20	0.2	.	.	0.4	0.2	0.8	0.7	1.8	1.7	0.7	1.1	0.8		
21		
22		
23		
24		
25		
26		
27		
28	0.6	.	.	0.1	.	0.1	0.1	0.2*	.	.	0.2		
I	16.5	22.4	18.9	20.4	18.2	21.1	23.1	27.0	24.4	18.3	20.7	27.5	22.4	35.3	25.5	26.8	29.9	28.3	26.3	26.7		
NORM	22.0	21.9	21.5	22.6	21.9	23.0	23.4	24.2	24.6	22.4	22.5	21.6	22.9	21.9	21.3	19.5	20.8	23.2	21.7	21.4		
II	9.9	7.8	14.9	15.8	11.5	14.5	11.3	16.7	13.8	11.0	14.3	16.3	15.6	14.1	10.8	11.9	10.2	16.0	14.7	12.2		
NORM	17.3	19.1	19.5	18.7	20.1	18.6	19.8	19.8	19.7	18.6	18.7	15.2	17.7	16.1	14.2	16.3	16.8	19.1	15.8	16.6		
III	0.6	.	.	0.1	.	0.1	0.1	0.2*	.	.	0.2		
NORM	12.4	13.4	13.3	13.1	13.4	13.5	13.8	15.0	14.7	13.1	13.3	14.3	15.3	14.0	13.7	14.4	13.7	14.4	13.9	14.3		
MND	27.0	30.2	33.8	36.3	29.7	35.7	34.5	43.9	38.2	29.3	35.2	43.8	38.0	49.4	36.3	38.7	40.1	44.3	41.0	38.9		
NORM	51.6	54.4	54.3	54.3	55.4	55.1	57.0	59.1	59.0	54.1	54.5	51.2	56.0	51.9	49.2	50.1	51.4	56.7	51.4	52.3		

FEBRUARI 2018

NEERSLAG 8-8 UUR (MM)

DISTRICT 11																						
NR	738	740	741	742	743	744	746	747	749	750	751	752	754	755	756	757	758	760	761	762	763	
DAG	BIER VLIET	ST KRUIS	STAVE NISSE	TER NEU ZEN	NOORD GOUWE	ANNA JACOBA POLDER	WEST KAPEL LE	KRAB DIJKE	WILHELM MINA DORP	RIL LAND	VROU WEN POLDER	HAAM STEDE	OVE ZANDE	KORT GENE	MIDDEL BURG	THOLEN	WOL PH'RTS DIJK	'S HEE REN HOEK	PHI LIP PINE	SCHOON DIJKE	CAD ZAND	
1	6.9	5.8	3.9	8.5	7.6	4.1	2.6	5.5	4.4	6.2	2.9	5.5	5.5	5.2	3.8	3.6	6.8	6.5	5.7	6.9	4.9	
2	11.9	8.4	11.6	7.4	8.0	9.0*	9.5	10.6	12.3	9.5	11.3	7.5	11.8	7.8	12.4	11.1	11.6	11.6	11.5	9.9	4.7	
3	4.5	1.0	5.8	3.1	4.6	5.5	4.7	4.0	4.0	3.5	4.2	12.1	4.5	7.3	4.7	6.4	4.7	6.3	4.2	3.2	3.8	
4	6.8	3.0	5.1	3.3	2.5	1.5	2.8	4.0	5.8	2.2	4.8	6.7	3.4	5.3	5.2	3.1	4.8	4.8	3.3	2.0	4.3	
5	0.6	0.3	0.5	.	0.4	.	.	0.2	0.6	0.2	.	.	.	3.1	3.5	0.2	2.6	0.2	0.5	.	0.1	
6
7
8	0.3
9
10	5.1	8.6	4.9	2.3	3.0	6.4	9.0	4.0	4.4	3.4	6.5	5.7	3.6	3.6	6.9	3.3	5.7	5.7	4.5	5.9	6.7	
11	3.8	3.3	4.7	1.6	4.3	2.6	3.4	3.9	6.4	3.8	3.6	4.2	3.8	3.2	3.0	4.6	6.1	3.5	3.4	4.8	3.4	
12	.	2.6	1.2	0.5	2.9	.	1.3	.	0.5	.	.	0.4	.	.	0.2	.	1.2	0.2	.	.	0.1	
13	.	0.1
14
15	7.3	6.9	6.4	6.3	7.3	6.1	6.1	8.5	7.1	8.1	6.0	6.9	7.5	5.2	6.1	7.1	6.4	7.4	7.7	4.8	5.6	
16	.	0.1	0.2	0.1	.	.	.
17
18	0.1
19	0.1
20	2.2	1.5	0.6	0.8	0.8	.	2.0	0.5	1.0	.	1.1	1.2	1.5	1.8	1.5	0.6	1.2	1.5	1.5	1.5	1.8	
21	.	0.1
22
23
24
25
26
27
28
I	35.8	27.1	31.8	24.6	26.1	26.5*	28.9	28.3	31.5	25.0	29.7	37.5	28.8	32.3	36.5	27.7	36.2	35.1	29.7	27.9	24.5	
NORM	20.4	21.3	22.3	21.1	17.8	21.4	20.6	22.0	22.3	21.6	22.8	20.4	21.7	20.3	20.3	22.1	22.1	21.7	20.6	20.8	20.6	
II	13.3	14.5	12.9	9.2	15.3	8.7	12.9	12.9	15.2	11.9	10.7	12.8	12.8	10.2	10.8	12.7	14.9	12.6	12.7	11.1	10.9	
NORM	17.6	18.1	18.9	17.8	14.9	17.6	16.0	18.6	18.5	17.7	17.8	15.6	18.4	17.2	16.3	17.6	18.5	18.6	17.9	18.0	17.2	
III	.	0.1
NORM	15.4	15.4	15.0	14.8	12.4	14.3	14.4	14.0	15.6	13.3	14.8	14.4	14.7	14.1	14.3	14.3	15.0	14.4	14.4	15.0	15.0	
MND	49.1	41.7	44.7	33.8	41.4	35.2	41.8	41.2	46.7	36.9	40.4	50.3	41.6	42.5	47.3	40.4	51.1	47.7	42.4	39.0	35.4	
NORM	53.3	54.8	56.3	53.7	45.1	53.3	51.0	54.6	56.4	52.6	55.4	50.4	54.8	51.6	50.8	54.0	55.6	54.7	52.9	53.7	52.8	
DISTRICT 11				DISTRICT 12								DISTRICT 13										
NR	764	767	770	828	829	832	833	834	837	838	839	841	827	831	843	844	892	896	899			
DAG	KLOOS TER ZANDE	KA PELLE BRUG	WEST DORPE	OUDEN BOSCH	ZUN DERT	BERGEN O/ZOOM	OOS TER HOUT	CHAAM	STEN BERGEN	GINNE KEN	HOOGER HEIDE	KLUN DERT	TIL BURG	ES BEEK	GILZE RIJEN	CA PELLE	GIERS BER GEN	HEL MOND	GEMERT			
1	4.5	8.4	7.8	6.1	8.1	5.8	5.8	7.1	5.6	14.1	5.3	7.8	9.1	15.5	4.3	8.4	9.2	13.5	22.4			
2	8.3	9.1	13.0	6.4	7.6	13.1	7.4	7.9	5.2	5.2	7.5	9.0	4.8	7.9	10.5	6.2	4.6	4.7	5.1			
3	7.5	6.4	3.2	4.9	6.5	4.5	4.1	2.7	7.6	5.0	3.2	1.9	3.6	2.6	3.9	6.9	1.7	2.2	0.4			
4	2.8	2.2	2.2	2.0	1.3	2.4	0.6	0.3	3.1	3.0	2.8	0.5	.	0.8	1.1	.	1.9	.	0.2			
5	.	2.6	.	0.1	.	.	.	0.5	.	0.2*	0.2	.	.	0.3	0.5	.	.	0.2	0.6			
6		
7		
8		
9		
10	3.0	3.2	3.0	1.2	1.8	1.5	1.2	0.6	1.5	1.3	2.5	0.6	1.3	1.0	0.6	1.0	1.9	0.3	0.4			
11	4.5	3.9	3.0	3.5	3.8	3.7	5.9	5.0	3.4	5.1	3.2	6.9	5.3	4.2	5.9	4.1	6.1	3.9	3.9			
12	.	.	2.0	0.7	1.4	1.1	0.9	1.1	0.1	1.3	1.0	1.6	3.2	2.3	0.7	0.7	0.8	3.4	0.4			
13	0.3		
14		
15	7.0	8.1	5.5	5.4	4.3	6.3	5.6	5.7	6.4	3.5	6.4	6.6	5.8	6.3	5.5	4.6	8.2	6.2	5.6			
16	.	0.5	.	0.3	.	.	.	0.3	.	1.1	.	0.5	.	0.5	.	.	.	0.7	0.4			
17	0.2		
18		
19	0.1		
20	0.5	0.3	3.2	0.3	0.4	0.2	0.7	.	0.3	.	0.2		
21	
22	0.1	.	
23	
24	
25	
26	
27	
28	
I	26.1	31.9	29.2	20.7	25.3	27.3	19.1	19.1	23.0	28.8*	21.5	19.8	18.8	28.1	20.9	22.5	19.3	20.9	29.1			
NORM	22.6	21.5	20.8	21.8	22.1	21.0	23.3	21.1	23.6	23.2	22.1	22.7	22.3	22.5	22.5	20.4	.	21.1	20.6			
II	12.0	12.8	13.7	10.2	10.4	11.3	13.1	12.1	10.2	11.0	10.8	15.6	14.3	13.4	12.1	9.4	15.1	14.3	10.3			
NORM	19.4	18.5	17.6	18.8	20.1	17.5	20.4	19.3	19.0	19.2	19.4	18.9	21.0	22.9	20.2	17.0	.	21.2	20.4			
III	
NORM	13.8	14.7	14.2	14.1	15.0	13.6	14.9	13.8	15.6	14.8	14.5	14.5	15.1	15.8	15.3	12.7	.	15.9	13.6			
MND	38.1	44.7	42.9	30.9	35.7	38.6	32.2	31.2	33.2	39.8	32.3	35.4	33.1	41.5	33.0	31.9	34.4	35.3	39.4			
NORM	55.8	54.7	52.5	54.7	57.1	52.0	58.6	54.2	58.2	57.2	56.0	56.1	58.3	61.2	58.0	50.0	.	58.2	54.7			

NEERSLAG 8-8 UUR (MM)

DISTRICT 13																	DISTRICT 14				
NR	901	903	904	905	906	907	908	909	911	912	914	915	918	919	920	926	883	897	913	921	
DAG	NU LAND	MEGEN	SOME REN	ST ANTHO NIS	OIR SCHOT	BOX TEL	DEURNE	MILL	DIN THER	LEENDE	OSS	EERSEL	MAAR HEEZE	EIND HOVEN VB	WALRE VOLKEL	SEVE NUM	VENLO	IJSSEL STEYN	VENRAY		
1	8.1	10.2	9.0	16.1	18.5	5.8	9.2	11.4	8.4	5.0*	8.1	15.0	5.2	21.5	13.1	9.3	5.7	6.5	7.7	8.0	
2	6.2	6.3	4.0	5.5	3.5	4.8	4.3	4.9	4.6	6.3	4.3	9.6	5.0	6.5	5.9	6.0	3.2	2.9	4.5	3.5	
3	0.3	0.5	1.0	0.6	1.5	1.1	1.2	1.5	0.9	3.9	0.2	1.4	2.2	2.5	0.4	3.2	1.1	1.4	0.3	2.6	
4	2.3	1.1	0.1	0.1	0.1	.	.	0.2	0.5	1.4	0.7	0.4	1.1	0.5	0.2	0.7	0.1	.	.	.	
5	0.2*	.	.	0.5	0.2	.	.	1.0	.	.	0.1	0.6	0.2	0.2	0.4	0.1	0.4	1.0	.	.	
6	.	.	0.1	
7	
8	
9	
10	.	.	0.5	0.5	0.6	0.4	0.4	0.6	1.0	0.9	0.1	0.8	0.7	0.5	0.4	0.2	.	0.3	.	.	
11	4.9	4.9	3.5	4.9	3.8	4.4	3.7	3.4	4.3	3.3	4.0	3.8	2.8	5.0	4.6	3.4	3.8	3.6	4.5	4.9	
12	1.8	4.6	1.5	1.9	2.5	0.8	3.4	1.8	1.1	2.8	1.8	1.0	1.8	2.0	1.3	2.3	2.0	1.8	3.4	3.6	
13	.	0.1	0.2	
14	
15	6.0	4.4	6.3	3.5	6.1	6.6	5.8	5.1	4.4	5.4	4.5	7.7	6.3	6.0	5.3	4.8	3.0	3.2	4.0	2.5	
16	.	0.8	0.6	0.7	0.1	0.3	0.9	1.4	0.6	1.0	0.1	0.4	0.8	0.1	.	0.6	1.3	1.6	1.0	3.6	
17	.	.	.	0.1	
18	.	.	.	0.2	
19	
20	0.5	
21	
22	
23	
24	
25	
26	
27	
28	0.1	
I	17.1*	18.1	14.7	23.3	24.4	12.1	15.1	19.6	15.4	17.5*	13.5	27.8	14.4	31.7	20.4	19.5	10.5	12.1	12.5	14.1	
NORM	24.0	21.8	19.3	22.2	20.4	21.5	19.9	23.1	21.9	20.6	21.0	21.8	17.8	20.4	21.9	.	18.5	19.4	19.3	19.1	
II	12.7	14.8	11.9	11.3	12.5	12.1	13.8	11.7	10.4	12.7	10.4	12.9	11.7	13.6	11.2	11.1	10.1	10.2	12.9	14.6	
NORM	20.7	19.2	20.5	20.3	20.9	20.3	20.1	20.4	20.4	20.9	18.5	20.8	17.6	19.9	21.4	.	20.0	20.3	20.4	19.1	
III	15.3	13.0	13.8	14.3	14.5	13.4	14.4	14.2	14.2	14.5	0.1	16.1	12.8	14.8	14.1	.	13.8	14.0	13.7	13.6	
NORM	13.4
MND	29.8	32.9	26.6	34.6	36.9	24.2	28.9	31.3	25.8	30.2	24.0	40.7	26.1	45.3	31.6	30.6	20.6	22.3	25.4	28.7	
NORM	60.0	53.9	53.7	56.8	55.8	55.2	54.5	57.6	56.4	56.0	52.8	58.8	48.2	55.2	57.5	.	52.2	53.7	53.3	51.8	
DISTRICT 14								DISTRICT 15													
NR	922	923	961	964	967	970	983	962	963	965	966	968	969	971	973	974	979	980	981	982	
DAG	SIEBEN GE WALD	ARCEN	ROER MOND	HEI WEERT	STRAMP BLOEM	ROY	KESSEL EIK	UBACHS BERG	VAL KEN BURG	SCHAES BERG	SCHIN NEN	VAALS	NOOR STEIN	BEEK	BUCH TEN	ECHT	EPEN	OOST- MAAR LAND	SCHIN VELD		
1	18.0	5.7	8.2	4.9	4.6	10.7	6.8	9.8	10.3	11.5	8.1	13.8	8.1	8.0	6.6	6.3	5.2	12.4	9.8	7.9	
2	3.6	4.1	2.6	5.0	3.0	4.1	2.4	0.6	2.0	2.0	4.4	3.3	2.2	2.2	2.2	2.2	2.2	3.4	1.8	2.2	
3	1.3	0.8	1.8	2.6	4.6	3.3	1.2	6.8	6.2	5.4	3.8	8.1	3.1	4.6	4.0*	2.6	2.6	7.6	4.7	1.8	
4	.	0.4	2.6	0.8	0.3	3.3	.	0.6	1.0	2.0	.	1.0	1.0	1.4	2.7	1.5	1.8	1.2	1.1	2.4	
5	0.3	0.9	.	.	0.5	0.4	0.2	1.4	0.3	1.3	2.6	0.6	0.9	1.1	0.2	0.4	
6	0.2	.	.	0.1	
7	1.5	1.5	2.0	0.4	3.9	.	2.5	0.4	.	.	2.4	1.3	0.6	
8	.	0.1	0.2	0.1	
9	
10	0.7	0.2	1.1	0.5	0.4	0.8	0.6	0.4	0.7	0.8	1.4	0.7	1.0	0.8	1.4	0.9	1.0*	0.8	1.5	0.7	
11	4.9	5.0	2.7	2.4	4.3	2.9	2.7	3.9	5.6	4.5	4.4	3.0	4.4	3.3	3.9	4.2	2.9	4.0	2.9	1.9	
12	2.5	1.8	1.6	2.2	1.7	3.0	1.7	0.9	0.8	2.0	1.6	0.7	0.9	0.8	1.2	0.8	2.1	0.8	0.8	2.5	
13	0.1	0.2	0.4	0.3	1.2	1.0	.	0.3	.	0.9	0.1	0.1	.	0.4	0.3	
14	0.1	0.1	
15	3.3	3.6	5.7	6.8	5.7	5.9	4.7	4.1	5.0	3.3	5.1	3.5	5.2	4.5	5.3	4.0	4.1	4.5	4.5	3.9	
16	0.8	1.2	2.5	1.3	1.0	0.5	1.0	1.2	2.4	2.2	2.5	3.5	3.5	1.4	2.3	4.4	3.9	2.8	1.5	3.5	
17	0.2	0.2	0.1	.	0.1	.	.	0.1	
18	0.3	0.1	0.1	.	0.2	0.1	
19	.	0.1	.	0.1	.	0.2	.	.	0.1	
20	0.1	
21	0.1	
22	.	.	.	0.1	
23	.	.	.	0.1	
24	
25	
26	1.3	2.0	2.4	0.4	0.2*	0.2	0.1	
27	0.2	0.3	0.5	.	.	.	1.7	.	
28	
I	24.1	12.2	16.3	13.9	13.4	22.6	11.2	21.1	22.2	25.1	20.7	31.4	16.4	20.6	17.9*	13.9	12.8*	27.8	20.2	15.6	
NORM	.	.	17.0	18.6	17.5	17.7	.	21.0	23.1	20.6	23.3	26.7	21.8	20.8	20.8	18.8	17.1	24.5	20.8	.	
II	12.2	12.0	12.5	12.8	12.7	12.5	10.2	10.5	14.7	13.4	14.6	10.8	14.3	10.0	13.8	13.5	13.1	12.1	10.1	12.1	
NORM	.	.	18.7	19.9	19.3	19.6	.	23.3	24.0	23.3	23.5	29.3	23.1	22.8	21.5	20.2	17.9	25.6	21.7	.	
III	0.1	.	.	0.2	.	.	.	1.3	2.2	2.7	0.4	0.2*	0.2	0.5	0.3	.	.	0.1	1.7	0.1	
NORM	.	.	13.8	14.6	13.1	14.1	.	15.8	18.1	17.0	17.5	20.5	16.3	15.6	15.6	14.6	13.2	18.3	14.7	.	
MND	36.4	24.2	28.8	26.9	26.1	35.1	21.4	32.9	39.1	41.2	35.7	42.4	30.9	31.1	32.0	27.4	25.9	40.0	32.0	27.8	
NORM	.	.	49.5	53.1	49.9	51.5	.	60.2	65.2	60.9	64.3	76.5	61.1	59.1	57.9	53.7	48.2	68.3	57.2	.	

FEBRUARI 2018

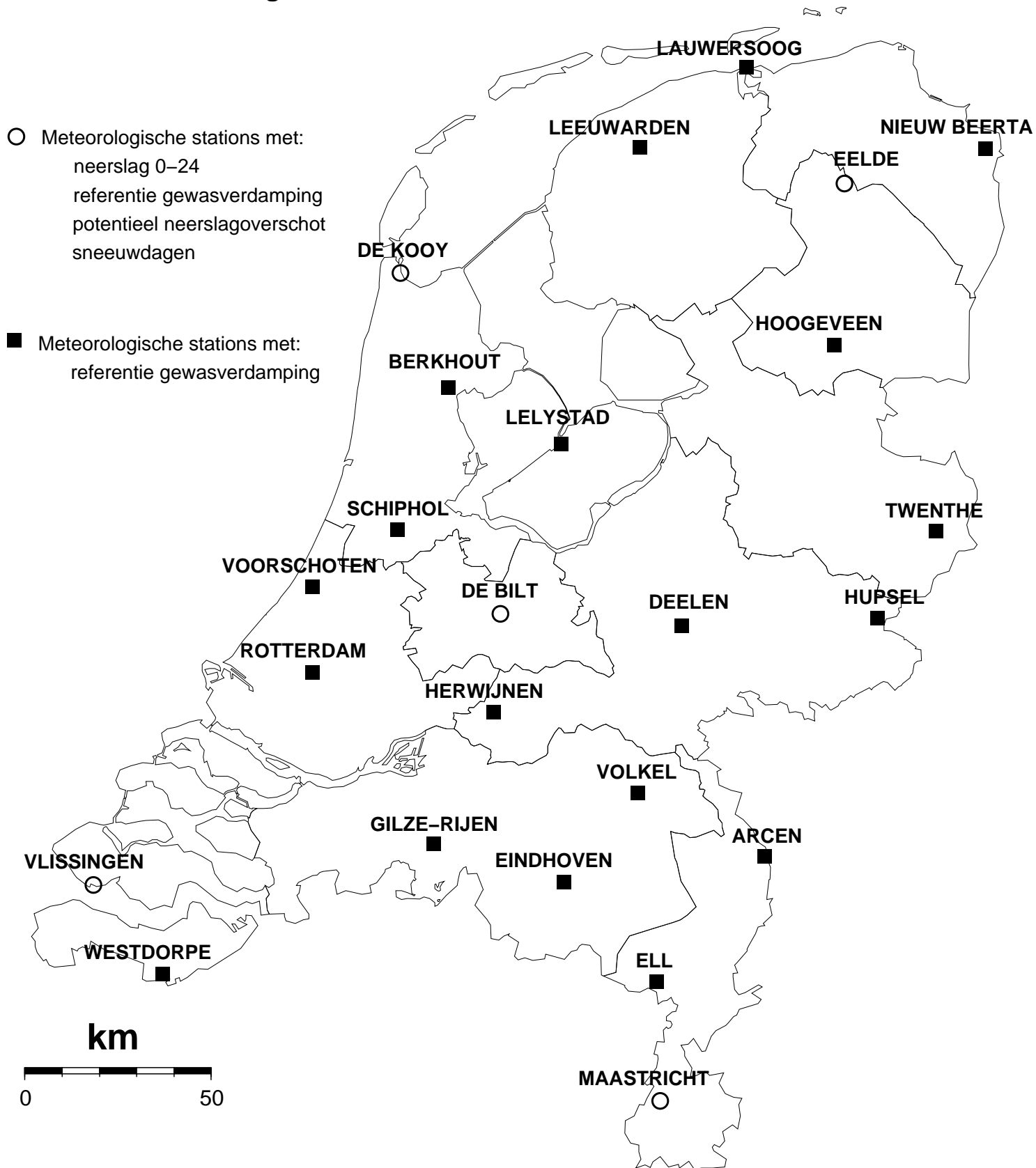
REFERENTIE-GEWASVERDAMPING VOLGENS MAKKINK (MM)

NR	270	277	286	249	269	279	215	240	275	290	344	356	283	319	350	370	375	377	391
DAG	LEEU WARDEN	LAU WERS OOG	NIEUW BEERTA	BERK HOUD	LELY STAD	HOEGE VEEN	VOOR SCHO TEN	SCHIP HOL	DEE LEN	TWEN THE	R'DAM	HER WIJNEN	HUP SEL	WEST DORPE	GILZE RIJEN	EIND HOVEN	VOLKEL	ELL	ARCEN
1	0.5	0.6	0.3	0.5	0.5	0.3	0.6	0.5	0.2	0.2	0.4	0.4	0.2	0.5	0.3	0.3	0.3	0.3	0.3
2	0.5	0.4	0.5	0.5	0.6	0.5	0.4	0.5	0.4	0.3	0.4	0.4	0.4	0.3	0.4	0.4	0.4	0.3	0.3
3	0.3	0.3	0.2	0.4	0.3	0.1	0.2	0.3	0.3	0.3	0.2	0.3	0.4	0.2	0.3	0.4	0.5	0.4	0.6
4	0.4	0.3	0.4	0.5	0.5	0.4	0.6	0.5	0.4	0.3	0.6	0.5	0.3	0.6	0.4	0.3	0.3	0.2	0.2
5	0.3	0.2	0.2	0.5	0.4	0.3	0.5	0.5	0.4	0.3	0.6	0.6	0.4	0.8	0.8	1.0	0.8	0.8	0.8
6	0.7	0.7	0.6	0.8	0.7	0.8	0.8	0.7	0.6	0.6	0.8	0.6	0.6	0.5	0.5	0.4	0.5	0.3	0.4
7	0.8	0.7	0.8	0.8	0.8	0.8	0.8	0.8	0.7	0.8	0.8	0.8	0.8	0.8	0.8	0.9	0.8	0.7	0.7
8	0.7	0.7	0.8	0.8	0.6	0.7	0.7	0.7	0.8	0.7	0.6	0.7	0.8	0.8	0.6	0.5	0.9	0.7	0.8
9	0.4	0.5	0.5	0.4	0.5	0.5	0.3	0.3	0.5	0.7	0.3	0.5	0.7	0.3	0.5	0.5	0.5	0.6	0.7
10	0.4	0.4	0.3	0.6	0.5	0.3	0.8	0.7	0.4	0.2	0.8	0.7	0.2	1.0	0.8	0.6	0.4	0.3	0.2
11	0.6	0.6	0.4	0.7	0.4	0.5	0.7	0.5	0.5	0.6	0.5	0.7	0.7	0.6	0.5	0.5	0.6	0.4	0.5
12	0.9	0.6	0.5	0.6	1.0	0.8	0.9	0.6	0.8	0.8	0.7	0.7	0.8	0.7	0.9	1.0	0.8	0.7	0.8
13	1.0	0.9	0.8	1.0	1.0	0.9	1.0	1.0	1.0	0.9	1.0	1.0	1.0	1.0	1.0	1.1	1.0	1.0	1.0
14	1.0	0.9	0.9	0.9	1.0	1.0	1.0	1.0	1.0	1.0	0.9	1.0	1.0	0.9	1.0	1.1	1.1	1.0	1.1
15	0.2	0.2	0.2	0.4	0.3	0.2	0.7	0.5	0.2	0.1	0.6	0.3	0.2	0.5	0.3	0.3	0.2	0.3	0.2
16	0.9	0.9	0.8	1.1	1.0	1.0	1.1	1.1	0.9	0.9	1.1	1.1	1.0	1.0	1.1	1.1	1.1	1.1	1.1
17	0.8	0.8	0.8	0.8	0.8	0.8	0.8	0.8	0.8	0.7	0.9	0.7	0.7	0.9	0.8	0.7	0.7	0.7	0.6
18	0.9	1.0	0.9	1.1	1.1	1.0	1.1	1.0	1.0	1.0	1.1	1.0	1.0	1.1	1.0	1.1	1.0	1.0	1.0
19	0.3	0.5	0.5	0.3	0.3	0.5	0.3	0.3	0.4	0.5	0.3	0.4	0.6	0.4	0.4	0.5	0.5	0.5	0.5
20	0.5	0.6	0.8	0.4	0.6	0.7	0.5	0.4	0.7	0.8	0.5	0.5	0.8	0.6	0.6	0.6	0.7	0.7	0.8
21	0.8	1.0	0.8	1.0	1.0	1.1	1.1	1.0	1.0	1.0	1.0	1.1	1.1	1.1	1.1	1.0	1.1	1.1	1.1
22	0.7	0.5	0.3	1.1	1.0	0.6	1.1	1.1	1.1	0.8	1.1	1.1	1.0	1.2	1.1	1.2	1.2	1.1	1.2
23	0.9	0.7	0.9	1.0	1.1	1.1	1.1	1.1	1.1	1.1	1.1	1.2	1.1	1.1	1.2	1.2	1.1	1.2	1.2
24	0.8	0.7	0.8	1.1	1.1	0.8	1.0	1.0	1.0	1.0	1.0	1.0	1.0	1.2	1.1	1.1	1.1	1.1	1.2
25	1.0	0.9	0.8	1.1	1.1	1.0	1.2	1.1	1.1	1.0	1.2	1.1	1.0	1.2	1.2	1.2	1.2	1.1	1.2
26	0.8	0.9	0.9	0.9	0.9	0.9	1.1	1.0	0.7	0.7	1.0	0.8	0.8	0.9	0.8	0.7	0.7	0.7	0.7
27	0.8	0.8	0.8	0.9	0.8	0.8	1.0	1.1	1.0	0.8	1.0	1.0	0.9	0.9	1.0	1.0	1.0	1.0	1.0
28	0.8	0.8	0.7	0.8	0.7	0.8	0.7	0.7	0.6	0.7	0.7	0.7	0.6	1.0	0.9	0.9	1.0	1.0	1.0
I	5.0	4.8	4.6	5.8	5.4	4.7	5.7	5.5	4.7	4.4	5.5	5.5	4.8	5.8	5.4	5.3	5.4	4.6	5.0
II	7.1	7.0	6.6	7.3	7.5	7.4	8.1	7.2	7.3	7.3	7.6	7.4	7.8	7.7	7.6	8.0	7.7	7.4	7.6
III	6.6	6.3	6.0	7.9	7.7	7.1	8.3	8.1	7.6	7.1	8.1	8.0	7.5	8.6	8.4	8.4	8.2	8.3	8.6
MND	18.7	18.1	17.2	21.0	20.6	19.2	22.1	20.8	19.6	18.8	21.2	20.9	20.1	22.1	21.4	21.7	21.3	20.3	21.2

REFERENTIE
GEWASVERDAMPING (MM)NEERSLAG
0-24 UUR (MM)SNEEUWDAGEN (s)
0-24 UURNEERSLAGGEMIDDELDEN
PER DISTRICT (MM)

NR	235	280	260	310	380	235	280	260	310	380	235	280	260	310	380	D1	D2	D3	D4			
DAG	DE KOOY	EELDE	DE BILT	VLIS SIN GEN	MAAS TRICHT	DE KOOY	EELDE	DE BILT	VLIS SIN GEN	MAAS TRICHT	DE KOOY	EELDE	DE BILT	VLIS SIN GEN	MAAS TRICHT	I	II	III				
1	0.5	0.4	0.3	0.6	0.3	4.4	3.6	4.4	7.8	0.3	.	s	s			
2	0.4	0.4	0.4	0.5	0.2	1.3	3.7	5.0	9.1	4.2			
3	0.4	0.2	0.2	0.2	0.3	0.6	5.0	1.7	4.6	0.2	.	s			
4	0.4	0.3	0.6	0.7	0.3	0.0	0.4	0.0	0.0	0.9	s	s	s			
5	0.5	0.2	0.4	0.8	0.8	.	.	.	0.7	s			
6	0.7	0.8	0.8	0.7	0.3	.	.	.	0.2	s			
7	0.6	0.6	0.8	0.9	0.6	s			
8	0.7	0.5	0.7	0.9	0.7	1.3	.	.	0.0	.	s	.	.	s			
9	0.4	0.5	0.4	0.2	0.7	0.8	0.0	0.1	1.9	0.6	s	s	s	s	s			
10	0.7	0.3	0.6	1.0	0.3	0.6	0.0	0.1	4.7	1.0	.	s	.	s			
11	0.8	0.4	0.5	0.8	0.4	4.5	4.4	5.1	1.1	3.2	.	s	s	s	.	s	.	.	.			
12	0.9	0.7	0.8	1.0	0.6	2.4	0.9	0.0	0.0	0.9	s	s	.	.	s			
13	1.0	0.9	1.0	1.1	1.0	1.0	s			
14	0.9	0.9	1.0	0.9	1.1	0.0	.	.	1.6			
15	0.5	0.2	0.3	0.7	0.2	3.0	1.0	3.5	3.3	7.0	s	s	s	s			
16	1.0	0.9	1.0	1.2	1.1			
17	0.8	0.7	0.8	1.0	0.8			
18	1.0	0.9	0.9	1.2	1.1			
19	0.2	0.5	0.4	0.3	0.5	0.5	.	0.0	1.3			
20	0.4	0.6	0.5	0.6	0.7			
21	1.0	0.9	1.0	1.1	1.1			
22	1.1	0.5	1.1	1.2	1.2	0.0			
23	0.9	0.8	1.1	1.1	1.2			
24	1.1	0.8	1.1	1.2	1.2			
25	1.0	0.9	1.1	1.2	1.1	0.0	0.0	.	.	.	s	s			
26	0.9	0.9	0.8	1.1	0.7	0.0	0.0	0.0	0.0	0.1	s	s	s	s			
27	1.0	0.7	0.9	1.1	1.0	0.0	0.3	0.0	.	.	s	s	s	s			
28	0.8	0.7	0.7	1.0	1.0	0.0	.	0.0	.	.	s	s	s			
I	5.3	4.2	5.2	6.5	4.5	9.0	12.7	11.3	28.8	7.4	s	s	s	s	s			
NORM	4.3	3.8	4.0	4.7	4.4	18.4	21.2	23.5	19.4	21.0			
II	7.5	6.7	7.2	8.8	7.5	11.4	6.3	8.6	7.3	11.1	s	s	s	.	s			
NORM	6.0	5.2	5.7	6.7	5.8	13.3	15.7	16.7	13.8	19.6			
III	7.8	6.2	7.8	9.0	8.5	0.0	0.3	0.0	0.0	0.1	s	s	s	s	s			
NORM	5.7	5.1	5.3	6.0	5.6	13.4	14.4	15.5	14.8	16.8			
MND	20.6	17.1	20.2	24.3	20.5	20.4	19.3	19.9	36.1	18.6	s	s	s	s	s			
NORM	16.0	14.0	15.1	17.3	15.7	45.1	51.4	55.8	48.0	57.4			
																	HOOGSTE MAANDSOM 758 Wolphaartsdijk			51.1 MM TE		
																	LAAGSTE MAANDSOM 143 Finsterwolde			17.3 MM TE		
																	HOOGSTE DAGSOM 02/02 TE 543 Apeldoorn			26.2 MM OP		
																	NORMALEN: TIJDVAK 1981-2010					

Kaart met meteorologische stations



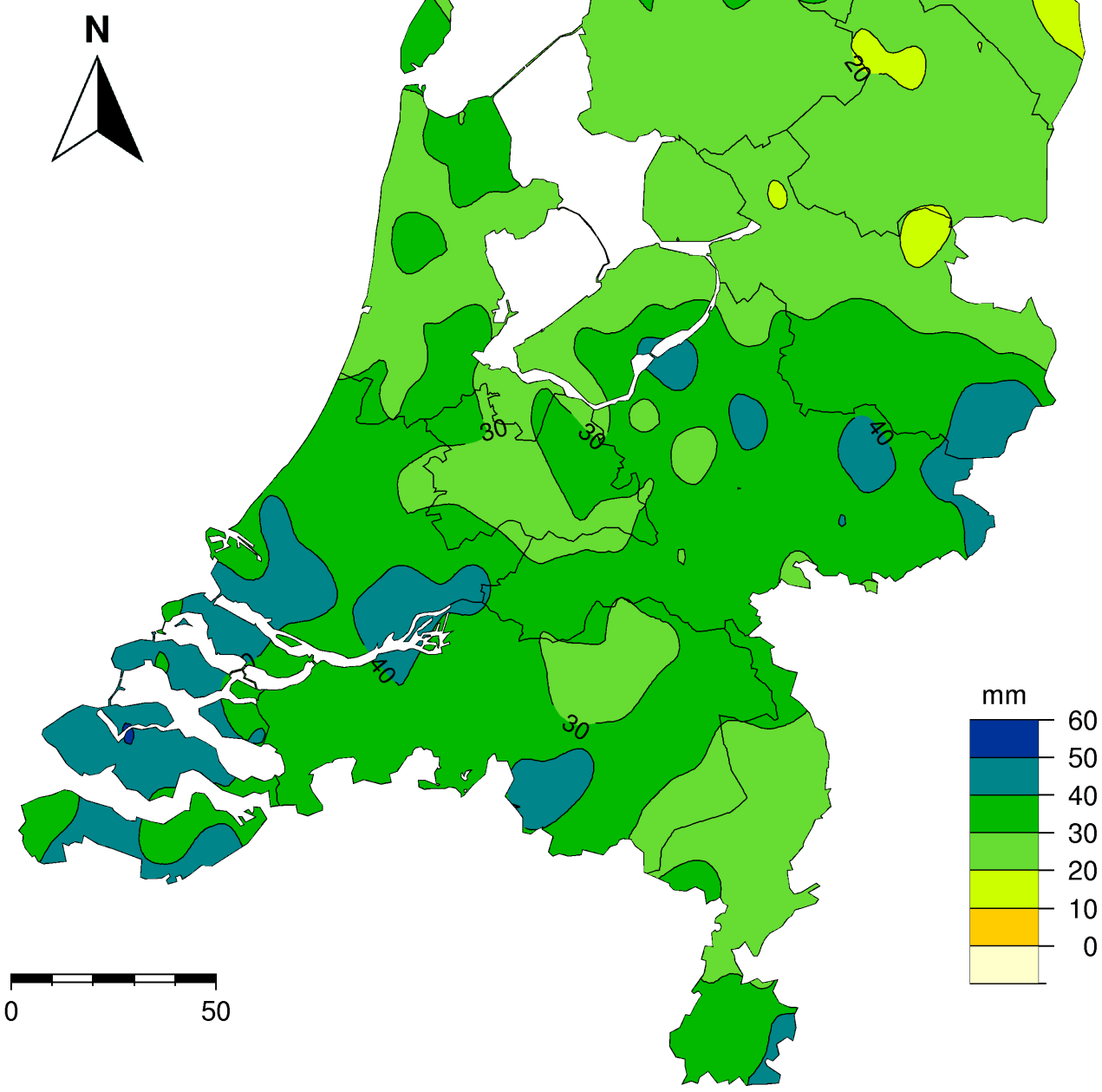


Koninklijk Nederlands
Meteorologisch Instituut
Ministerie van Infrastructuur en Milieu

- Neerslagstations
handmatig 08.00 - 08.00 UT



**Maandsommen neerslag,
februari 2018**



(c) 2018 KNMI



Dit rapport is een uitgave van:

Koninklijk Nederlands Meteorologisch Instituut
Postbus 201 | 3730 AE De Bilt
www.knmi.nl | klimaatdesk@knmi.nl