Koninklijk Nederlands
Meteorologisch Instituut
Ministerie van Infrastructuur en Waterstaat

Maandoverzicht neerslag en verdamping in Nederland

november 2021

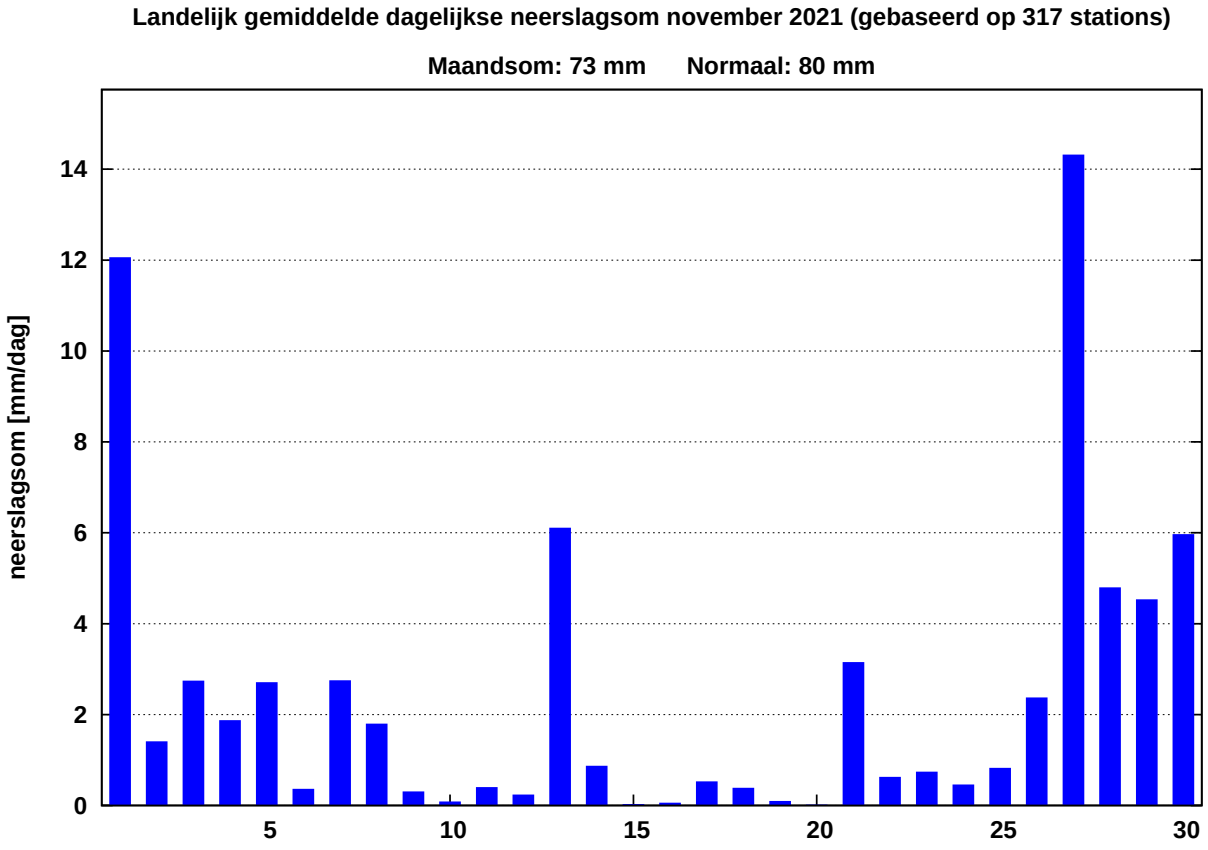

In het Maandoverzicht neerslag en verdamping in Nederland (MONV) zijn dagelijkse gegevens van neerslag, verdamping, potentieel neerslagoverschot en sneeuwdagen opgenomen. Daarnaast worden decade- en maandwaarden vermeld. De metingen worden verricht op ca. 325 KNMI-neerslagstations en 25 KNMI meteorologische stations, alwaar uit metingen van temperatuur en straling de referentie-gewasverdamping wordt berekend. Het MONV is ruim 75 jaar uitgegeven als KNMI-periodiek en wordt sinds 2009 verspreid via internet (http://www.knmi.nl/nederland-nu/klimatologie/gegevens/monv).

KNMI
Postbus 201
3730 AE De Bilt
e-mail: Klimaatdesk@knmi.nl

NOVEMBER 2021

NEERSLAG 8-8 UUR (MM)

DISTRICT 1

NR	10	11	12	15	16	17	18	19	21	22	24	25	26
DAG	HOL LUM	W.TER SCHEL LING	SCHIER MONNIK OOG	OOST VLIE LAND	PETTEN	DEN BURG	NES AME LAND	DE COCKS DORP	CAL LANTS OOG	DE KOOG	VLIE LAND	DE KOOY	FOR MERUM
1	9.9	7.2	8.6	5.8	5.2	7.1	12.3	5.6	6.0	5.5	4.8	7.0	9.1
2	0.5	5.4	.	11.2	11.7	28.3	0.4	17.4	11.7	26.6	7.3	10.4	6.4
3	4.0	2.8	2.5	12.2	9.4	5.4	1.9	2.6	9.0	9.2	14.3	7.4	9.6
4	4.9	5.5	0.3	17.5	4.1	12.4	3.4	13.4	7.8	10.8	18.2	5.5	3.5
5	3.7	5.5	1.6	5.1	4.1	8.4	2.1	3.9	6.4	7.7	3.7	6.4	3.5
6	0.2	0.3	0.2	0.4	.	0.9	0.2	1.2	0.3	0.7	0.6	0.3	0.6
7	3.3	3.8	1.9	4.4	0.7	3.8	2.6	2.5	1.4	2.4	3.9	2.5	3.4
8	5.5	3.5	3.8	3.3	1.4	2.7	6.8	2.7	1.8	3.8	2.9	2.1	4.1
9	0.3	0.6	0.2	1.1	0.3	0.5	1.8	.	0.2	0.9	0.2	0.3	0.6
10	0.3	0.8	.	1.5	0.1	0.9	0.4	1.7	0.1	0.7	1.0	0.2	0.7
11	1.8	3.6	1.7	3.5	2.0	3.4	2.5	2.5	1.4	3.5	2.5	0.6	3.4
12	4.2	2.5	2.6	1.0	0.4	1.1	2.2	1.9	2.7	1.4	0.9	0.8	2.7
13	11.9	12.7	3.1	15.2	6.0	8.4	4.1	14.0	7.1	8.0	6.1	6.8	15.9
14	1.2	2.5	5.6	0.9	1.1	0.2	1.5	.	1.9	0.2	0.2	0.3	0.6
15	0.1	.	.	.	0.1	.	0.1	.	.	.	.	.	.
16	.	.	.	0.2	.	.	.	.	.	.	.	.	.
17	0.2	.	2.0	0.1	0.1	0.4	0.4	0.2	.	0.2	0.2	0.2	.
18	1.8	0.3	0.6	0.2	0.4	0.1	0.3	1.2	0.5	0.3	0.8	.	0.2
19	0.1	.	.	.	0.1	.	0.1	.	.	.	.	.	.
20	0.2	.	.	.	.	.	.	.	.	.	.	.	.
21	1.1	1.0	2.6	2.0	1.6	1.9	3.6	0.9	1.0	1.2	1.9	1.5	0.6
22	0.5	0.2	2.3	1.8	1.6	4.9	0.4	4.8	1.9	3.0	2.2	0.7	0.5
23	1.5	1.2	1.0	2.2	0.8	1.9	2.9	1.6	2.1	1.5	1.5	1.5	1.8
24	0.4	0.2	.	1.1	0.7	0.1	0.4	0.7	0.2	0.1	0.5	0.2	0.2
25	5.5	1.8	2.0	1.7	0.8	3.2	2.5	1.6	2.5	1.4	1.5	4.4	2.5
26	8.8	4.8	6.0	9.8	1.5	2.5	7.8	3.5	1.9	1.6	4.1	3.8	4.1
27	9.8	9.2	3.1	17.8	21.4	14.0	5.6	14.4	22.4	13.7	12.6	21.8	9.4
28	5.8	5.4	5.3	3.2	6.2	8.2	7.4	8.1	8.0	7.6	5.3	12.8	3.8
29	3.7	1.1	8.9	2.6	5.1	5.5	4.3	3.0	5.0	4.9	3.0	4.9	2.4
30	4.3	6.0	5.5	4.4	12.4	9.1	5.9	7.0	6.0	8.3	8.6	7.8	6.7
I	32.6	35.4	19.1	62.5	37.0	70.4	31.9	51.0	44.7	68.3	56.9	42.1	41.5
NORM	30.8	32.4	26.7	33.8	30.0	33.6	29.3	33.6	32.1	34.0	31.1	32.6	32.3
II	21.5	21.6	15.6	21.1	10.2	13.6	11.2	19.8	13.6	13.6	10.7	8.7	22.8
NORM	32.9	34.2	28.4	35.1	31.6	34.8	32.7	35.9	35.0	36.6	32.3	34.0	34.6
III	41.4	30.9	36.7	46.6	52.1	51.3	40.8	45.6	51.0	43.3	41.2	59.4	32.0
NORM	24.9	25.5	23.1	25.5	25.0	25.6	26.0	27.4	25.5	26.5	25.8	25.1	25.7
MND	95.5	87.9	71.4	130.2	99.3	135.3	83.9	116.4	109.3	125.2	108.8	110.2	96.3
NORM	88.6	92.1	78.2	94.5	86.6	94.1	88.0	96.8	92.6	97.0	89.3	91.7	92.6

DISTRICT 2

NR	61	64	65	66	67	68	69
DAG	SKRINS	SNEEK	MAK KUM	HAR LINGEN	DOK KUM	ST ANNA PAR.	APPEL SCHA
1	12.1	9.6	11.7	14.4	6.8	13.1	22.5
2	.	0.1	0.2	0.2	.	.	.
3	3.1	4.6	7.5	3.2	2.6	2.8	2.8
4	0.2	0.1	0.2	1.9	0.2	0.7	.
5	3.5	4.0	2.2	5.0	1.9	3.3	0.6
6	0.2	0.5	0.2	.	1.0	1.3	.
7	3.1	5.0	3.2	3.5	4.8	6.8	6.0
8	3.8	2.0	3.6	2.2	6.2	2.6	1.0
9	0.9	1.8	0.7	1.1	0.7	1.7	1.5
10	0.1	0.7	.	0.4	0.3	0.5	0.2
11	1.4	1.7	0.7	0.6	1.5	1.8	1.5
12	0.8	0.5	0.4	2.8	1.8	2.0	0.3
13	4.0	5.2	6.5	3.9	4.7	5.1	5.4
14	.	2.5	0.5	.	3.1	0.3	0.2
15	1.4	0.1	0.1	.	0.1	.	.
16	.	.	0.2	.	0.1	.	.
17	1.0	1.5	0.8	0.2	0.8	0.6	0.8
18	0.2	0.3	0.5	.	0.5	0.4	0.5
19	.	.	.	.	.	.	.
20	.	0.1	.	.	.	.	.
21	2.5	1.7	1.5	2.9	1.6	1.8	2.5
22	0.5	0.3	0.1	0.9	0.8	0.3	0.3
23	1.5	1.5	0.8	.	2.8	2.9	2.6
24	0.2	0.1	0.3	.	0.2	0.4	0.5
25	1.1	1.0	1.0	2.7	2.6	2.3	1.0
26	3.0	5.5	2.3	3.6	7.0	5.1	2.0
27	4.4	3.8	6.6	11.2	8.8	11.6	5.0
28	5.6	9.0	2.2	3.6	2.8	7.8	1.0
29	6.9	6.0	3.1	2.8	7.2	3.1	2.5
30	4.4	5.0	2.5	5.1	3.1	6.9	9.1
I	27.0	28.4	29.5	31.9	24.5	32.8	34.6
NORM	24.4	26.0	25.0	27.0	28.4	29.7	26.8
II	8.8	11.9	9.7	7.5	12.6	10.2	8.7
NORM	29.8	29.9	29.1	32.1	30.9	33.8	30.2
III	30.1	33.9	20.4	32.8	36.9	42.2	26.5
NORM	23.3	22.7	21.5	22.9	23.9	26.5	21.4
MND	65.9	74.2	59.6	72.2	74.0	85.2	69.8
NORM	77.5	78.6	75.5	82.0	83.3	90.0	78.4

DISTRICT 2

NR	70	73	75	76	77	78	79	80	81	82	84	85	86
DAG	OUDE MIRDUM	DRACH TEN	OLDE HOLT PADE	KORN WERDER ZAND	KOLLUM	HER BAYUM	HEEG	STA VOREN	JOURE	GORRE DIJK	EZUMA ZIJL	LEEU WARDEN	NIJ BEETS
1	7.9	6.1	10.8	9.8	7.2	12.0	9.5	15.6	5.5	7.4	8.1	14.8	6.1
2	.	0.5	0.1	0.3	.	.	.	.	.	.	.	.	0.1
3	9.4	5.2	2.2	3.0	0.6	3.5	6.0	3.1	3.0	1.2	0.6	3.9	2.1
4	0.2	.	0.1	0.5	.	1.1	0.4	0.2	0.1	.	0.1	0.8	.
5	3.7	0.5	0.5	2.3	0.9	5.3	3.1	1.3	0.9	1.1	1.0	0.8	0.7
6	0.1	.	0.6	0.2	0.8	0.6	0.2	0.1	0.4	0.2	0.2	0.4	.
7	2.4	4.8	7.3	5.1	5.0	3.8	4.1	2.2	3.9	5.7	4.8	5.4	6.1
8	1.4	2.1	1.0	1.7	4.6	3.4	3.5	1.5	0.9	1.9	4.8	3.0	1.4
9	0.1	1.0	1.0	0.6	1.9	1.2	2.6	0.1	0.8	0.7	1.0	0.5	0.6
10	.	0.2	0.3	0.3	0.5	0.2	0.4	0.2	0.1	0.3	0.3	0.2	0.2
11	2.8	0.5	1.3	2.1	1.1	1.5	1.0	1.0	1.0	0.9	1.2	0.8	0.7
12	0.1	0.1	0.2	0.5	1.2	1.8	0.1	0.1	.	.	2.6	0.7	0.1
13	4.9	5.8	6.9	5.4	4.1	3.4	4.9	4.4	6.9	6.4	3.8	3.8	4.4
14	1.3	1.0	0.1	0.4	2.3	0.1	1.5	0.4	3.9	0.5	2.7	.	0.9
15	.	0.1	.	0.1	0.1	.	.	.	0.3	.	0.1	0.6	.
16	0.1	0.1	.	0.1	.	.	.	.	.	.	0.1	.	0.1
17	0.5	0.8	0.6	1.0	1.5	0.3	0.9	0.6	0.4	0.7	0.9	0.3	0.8
18	2.0	1.2	1.7	0.6	0.7	0.4	0.2	1.5	0.9	0.5	0.5	.	0.6
19	0.1	.	.	0.1	.	.	.	0.1	.	.	.	0.2	.
20	0.1	.	.	.	.	.	0.1	.	.	.	.	.	.
21	3.1	2.8	4.1	2.0	2.3	3.4	2.7	1.9	2.1	2.0	1.6	2.0	3.0
22	.	.	0.1	0.4	.	0.5	0.3	0.2	0.5	.	0.1	0.4	0.1
23	1.1	2.3	1.0	0.7	2.6	0.7	0.9	1.5	1.5	1.8	2.8	2.1	2.4
24	1.2	0.5	0.4	0.3	0.1	0.3	0.6	0.6	0.5	1.1	0.2	0.5	1.0
25	0.9	1.1	0.7	1.0	1.0	2.1	0.2	1.0	0.5	1.9	1.4	1.0	1.4
26	3.3	2.5	1.9	2.5	6.7	5.3	1.9	4.5	4.3	1.8	5.5	4.0	2.2
27	3.6	3.8	4.7	10.0	5.1	7.8	3.2	5.0	4.1	4.2	6.8	7.9	3.7
28	1.5	6.7	0.6	2.3	8.4	4.4	1.9	2.5	1.2	1.6	4.4	8.5	1.5
29	3.3	7.8	4.5	4.9	6.3	8.1	8.8	2.9	6.7	6.8	6.0	4.3	7.2
30	4.6	5.6	4.3	4.2	3.5	5.1	5.0	5.3	5.2	4.4	4.6	6.7	7.0
I	25.2	20.4	23.9	23.8	21.5	31.1	29.8	24.3	15.6	18.5	20.9	29.8	17.3
NORM	26.2	27.5	25.8	26.0	29.2	27.0	25.2	24.5	26.6	27.6	28.3	27.5	26.7
II	11.9	9.6	10.8	10.3	11.0	7.5	8.7	8.1	13.4	9.0	11.9	6.4	7.6
NORM	29.7	32.1	30.6	29.9	32.6	32.1	30.4	27.4	30.3	30.7	31.8	30.4	29.9
III	22.6	33.1	22.3	28.3	36.0	37.7	25.5	25.4	26.6	25.6	33.4	37.4	29.5
NORM	23.4	22.9	21.6	22.9	24.6	23.8	22.8	20.4	22.2	22.0	23.2	23.8	21.9
MND	59.7	63.1	57.0	62.4	68.5	76.3	64.0	57.8	55.6	53.1	66.2	73.6	54.4
NORM	79.3	82.5	78.0	78.8	86.5	83.0	78.4	72.3	79.1	80.2	83.4	81.7	78.4

DISTRICT 2

NR	87	89	90	91	166	171	326	338
DAG	BER GUMER DAM	AK KRUM	EERNE WOUDE	TER NAARD	MARUM	AN JUM	FREDE RIKS OORD	GIET HOORN
1	7.4	9.5	7.9	9.5	11.7	8.7	24.4	29.8
2	.	0.1	.	0.6	0.2	.	.	0.2
3	2.0	3.8	2.1	4.1	1.1	1.1	1.8	3.2
4	0.1	0.2	0.2	0.7	.	0.2	.	0.2
5	1.9	1.7	1.7	2.4	1.2	1.1	0.1	0.3
6	0.1	0.2	0.4	0.2	0.8	0.5	0.3	0.1
7	4.9	5.3	5.6	2.4	7.9	5.2	4.8	5.9
8	2.0	2.0	2.6	6.2	1.3	5.3	1.2	0.4
9	2.3	0.3	1.0	0.9	2.4	2.3	1.2	1.3
10	0.1	0.7	0.3	0.4	0.3	0.1	0.1	.
11	0.6	1.1	0.9	1.1	0.9	0.8	0.7	1.3
12	0.5	0.2	1.1	1.4	0.2	2.3	0.4	0.1
13	4.6	5.2	4.8	2.3	5.0	3.7	8.4	6.0
14	1.5	0.3	1.9	2.4	0.6	2.8	0.4	0.1
15	0.1	0.7	0.4	.	0.1	.	.	.
16	0.1	.	0.1	.	0.1	.	.	.
17	0.7	1.1	1.2	1.5	0.8	0.7	0.7	0.5
18	0.6	.	0.2	0.5	1.0	0.7	1.3	1.4
19	.	.	.	.	.	.	0.1	.
20	.	.	.	.	.	.	.	0.2
21	2.7	2.0	1.8	1.6	3.9	1.9	4.4	4.2
22	0.1	0.5	0.1	1.7	0.4	0.3	0.4	0.4
23	1.8	3.2	1.8	2.1	1.9	3.2	1.8	1.1
24	0.7	.	1.0	0.4	0.2	0.2	1.1	0.3
25	1.1	0.6	1.2	2.4	1.3	1.6	0.6	0.9
26	1.9	2.8	2.2	5.4	1.5	7.4	2.4	0.9
27	3.4	4.3	5.0	5.8	3.6	4.6	5.4	6.7
28	6.5	4.3	6.0	4.6	2.7	3.9	1.2	0.3
29	7.3	5.0	7.0	2.8	6.7	5.8	5.0	2.4
30	5.1	4.0	6.7	3.0	5.7	4.3	5.1	5.1
I	20.8	23.8	21.8	27.4	26.9	24.5	33.9	41.4
NORM	26.5	25.6	26.0	26.6	26.2	28.3	25.9	25.7
II	8.7	8.6	10.6	9.2	8.7	11.0	12.0	9.6
NORM	30.1	28.0	29.9	30.8	30.9	27.7	28.6	27.9
III	30.6	26.7	32.8	29.8	27.9	33.2	27.4	22.3
NORM	23.8	22.0	22.4	22.7	21.7	23.0	21.0	19.2
MND	60.1	59.1	65.2	66.4	63.5	68.7	73.3	73.3
NORM	80.4	75.5	78.3	80.2	78.8	79.0	75.5	72.8

NOVEMBER 2021

NEERSLAG 8-8 UUR (MM)

	DISTRICT 2	DISTRICT 3																		
NR	353	134	136	139	140	141	142	143	144	145	147	148	150	151	152	154	155	156	158	159
DAG	BLOK ZIJL	MIDDEL STUM	EZIN GE	GRO NINGEN	ASSEN	DELF ZIJL	WARF FUM	FINS TER WOLDE	TER APEL	ZOUT KAMP	VEEN DAM	SAPPE MEER	UIT HUI ZEN	ROODE SCHOOL	GIETER VEEN	EENRUM	EEXT	VLAGT WEDDE	ONNEN	NIEUW BUINEN
1	12.0	10.4	17.1	16.2	17.8	16.5	19.3	12.8	13.7	7.0	9.4	14.6	12.5	9.1	10.9	12.0	13.5	14.4	15.3	12.7
2	0.2	0.1	.	.	.	0.1	0.1	0.1	.	.	.	.	0.2	0.2	.	.	0.1	.	.	0.1
3	4.8	1.2	2.3	1.9	3.6	0.4	0.8	1.0	2.7	0.3	0.9	1.0	0.8	0.9	1.5	0.4	1.6	2.7	2.6	1.1
4	0.4	.	.	.	0.2	.	.	0.2	.	0.2	0.1	0.1	.	0.1	0.2	.	0.2	0.1	0.1	0.3
5	0.2	0.1	2.4	.	0.2	.	0.2	0.3	0.4	1.2	1.2	1.3	.	2.8	1.2	6.2	0.2	0.2	0.4	0.2
6	0.7	.	0.3	0.3	0.7	0.2	.	.	0.5	0.4	0.1	.	0.2	0.9	0.5	.	0.3	.	0.7	0.4
7	5.1	4.3	5.5	8.0	6.9	4.4	5.1	6.2	4.7	5.5	6.5	2.1	3.4	5.1	4.8	4.9	5.7	5.7	9.1	5.7
8	1.0	5.1	3.7	4.4	1.2	5.5	3.0	3.6	2.3	3.9	3.1	2.5	4.6	6.3	3.4	5.5	0.8	4.0	4.9	1.8
9	.	0.2	0.1	0.6	1.2	0.3	0.7	0.3	1.5	0.8	0.6	1.0	0.6	0.6	1.0	0.6	0.9	0.5	1.6	1.5
10	.	.	0.2	0.1	.	.	0.4	.	0.1	0.2	0.1	.	0.2	0.2	.	0.3	0.1	0.1	0.3	.
11	1.1	1.2	0.9	2.0	2.3	1.0	1.3	1.3	.	1.1	1.1	1.2	0.8	1.0	1.2	1.2	1.4	.	1.0	.
12	0.1	0.8	0.3	0.3	0.2	1.1	0.6	0.1	.	0.4	0.2	.	1.1	1.3	0.2	0.9	0.3	0.4	0.2	.
13	7.4	3.7	3.3	2.9	4.8	2.6	3.9	3.0	2.0	4.4	3.5	3.4	3.6	4.9	2.4	3.6	2.9	1.8	3.3	3.1
14	0.2	.	0.1	0.2	.	.	0.3	.	.	2.6	0.1	.	0.2	0.7	0.1	0.3	0.1	0.3	0.2	0.1
15	.	0.1	.	.	.	.	.	.	.	.	.	.	.	0.1	.	.	0.1	.	.	.
16	.	.	.	.	.	.	.	.	.	0.1	0.2	.	.	.	.	.	0.1	.	.	.
17	0.3	0.6	0.9	0.4	0.9	0.7	0.5	0.4	0.5	0.8	0.2	0.6	0.3	0.4	0.6	0.6	0.4	0.3	0.4	.
18	1.4	.	0.5	.	1.2	0.2	1.2	0.6	1.1	0.8	0.9	0.5	2.6	2.0	0.7	0.8	0.7	0.8	0.6	1.7
19	0.1	0.1	.	.	0.4	0.3	0.2	0.4	0.5	0.2	0.5	0.3	0.2	0.2	.	.	0.8	0.4	0.1	.
20	0.1	.	.	.	.	.	.	.	.	.	0.1	.	.	.	.	.	0.1	.	.	0.6
21	3.5	3.0	3.7	2.2	5.4	1.6	2.6	1.6	4.0	3.8	2.7	2.5	3.7	3.5	3.4	3.7	3.2	3.5	2.3	3.6
22	0.2	1.5	0.1	0.3	0.6	.	0.8	0.2	.	0.1	0.7	0.4	0.8	0.5	.	0.2	0.2	1.0	.	1.3
23	2.4	2.1	1.7	1.6	2.0	2.2	1.9	0.5	1.2	1.3	1.2	2.0	1.4	2.0	1.6	2.3	1.2	1.1	1.6	1.4
24	1.7	0.6	3.5	0.4	0.5	1.0	1.0	0.2	.	0.4	0.1	1.0	0.9	1.0	1.0	0.4	0.4	0.8	0.3	0.1
25	0.5	0.9	1.4	1.0	0.9	0.4	0.3	0.3	0.3	1.4	0.4	0.5	0.4	0.5	0.4	0.2	0.4	0.4	0.6	0.4
26	0.7	0.7	4.2	2.7	1.1	1.6	4.0	0.5	1.0	5.2	1.2	2.0	3.1	2.5	0.6	2.7	1.2	1.2	2.3	1.1
27	5.4	1.6	5.4	3.7	6.3	4.7	2.1	6.2	6.8	8.7	5.1	5.0	2.2	3.0	7.6	2.6	6.7	7.5	4.1	11.2
28	0.4	3.3	5.2	8.7	5.4	5.5	5.3	4.6	7.4	8.2	7.9	7.0	5.9	5.8	6.8	4.2	4.8	9.9	7.0	6.1
29	3.4	4.7	8.0	5.1	7.4	4.4	3.7	4.5	1.1	10.5	1.8	2.8	6.2	4.5	2.1	4.8	2.9	4.9	3.5	0.7
30	4.9	5.3	3.5	2.7	5.4	2.0	4.7	3.2	2.0	4.3	2.6	3.8	3.5	3.5	3.0	9.0	4.1	1.4	3.0	1.8
I	24.4	21.4	31.6	31.5	31.8	27.4	29.6	24.5	25.9	19.5	22.0	22.6	22.5	26.2	23.5	29.9	23.4	27.7	35.0	23.8
NORM	25.9	25.1	22.8	26.9	26.0	25.8	28.2	26.6	24.2	26.7	24.2	26.7	27.7	27.5	23.8	27.6	26.0	24.3	25.7	23.3
II	10.7	6.5	6.0	5.8	9.8	5.9	8.0	5.8	4.1	10.4	6.8	6.0	8.8	10.6	5.2	7.4	6.9	4.0	5.8	5.5
NORM	26.5	29.6	29.6	30.0	30.2	29.2	30.8	29.3	27.8	31.6	27.5	31.1	31.2	29.9	27.3	30.9	29.5	25.9	29.7	26.7
III	23.1	23.7	36.7	28.4	35.0	23.4	26.4	21.8	23.8	43.9	23.7	27.0	28.1	26.8	26.5	30.1	25.1	31.7	24.7	27.7
NORM	19.8	19.3	20.5	20.9	21.2	19.5	21.2	19.4	19.4	21.6	19.1	20.0	21.0	21.1	19.3	22.6	20.6	18.6	19.7	19.1
MND	58.2	51.6	74.3	65.7	76.6	56.7	64.0	52.1	53.8	73.8	52.5	55.6	59.4	63.6	55.2	67.4	55.4	63.4	65.5	57.0
NORM	72.1	73.9	73.0	77.8	77.4	74.5	80.3	75.2	71.4	79.9	70.8	77.9	79.9	78.4	70.4	81.0	76.1	68.8	75.1	69.1

	DISTRICT 3									DISTRICT 4										
NR	160	161	162	163	164	172	173	323	337	217	221	222	223	224	226	227	228	233	234	235
DAG	VEEN HUI ZEN	EELDE	NIE KERK	RODEN	ZEE RIJP	NIEUW OLDA	BLIJ HAM	LAAG HA LEN	SCHOON LOO	HEILOO	ENK HUI ZEN	HOORN	SCHEL LING WOUDE	EDAM	WIJK A/ZEE	ANNA PAU LOWNA	SCHA GEN	ZAAN DAM H'BRG	BER GEN	CAS TRICUM
1	21.6	18.6		18.5	11.5	8.8	11.6	13.6	12.0	13.8	9.9	10.5	11.2	12.2	12.8	9.2	4.6	12.4	8.9	14.4
2	.	.		.	0.2	.	.	.	0.1	0.3	0.1	.	.	.	0.5	6.8	2.3	.	3.7	0.4
3	2.5	1.5		1.8	1.1	0.9	1.4	2.9	1.4	11.7	3.8	5.2	4.5	8.7	4.4	8.6	6.2	4.9	13.1	6.2
4	.	0.3		.	.	0.2	0.1	0.2	0.1	4.0	0.8	2.4	0.4	1.3	3.2	7.4	6.9	0.9	7.2	4.7
5	0.3	0.4		1.3	1.7	0.1	0.2	0.2	0.1	6.4	3.5	2.1	0.4	1.5	7.5	7.1	4.5	2.7	8.1	6.0
6	0.4	1.0		0.4	.	0.2	.	.	0.3	1.6	0.2	0.2	0.2	0.3	0.5	0.2	2.0	0.5	1.4	0.5
7	6.6	12.3		8.7	3.8	4.8	7.3	5.2	6.9	1.8	2.6	2.1	2.9	1.5	1.0	1.6	0.9	3.1	0.8	1.0
8	0.8	4.8		3.8	4.5	4.2	2.6	4.0	2.0	2.0	2.0	2.1	1.7	1.1	1.0	2.6	4.7	2.2	1.5	1.0
9	1.8	0.7		0.3	0.5	0.8	0.7	0.9	2.2	1.5	2.6	0.1	0.1	.	0.2	0.2	0.7	.	1.7	0.4
10	0.3	0.2		0.2	0.3	.	0.2	.	0.1	0.3	.	.	.	.	0.1	0.3	0.1	0.2	0.8	.
11	2.2	1.0		0.8	0.9	1.6	0.7	1.0	0.8	1.0	1.7	0.5	0.1	.	0.9	1.0	1.2	0.1	2.1	1.0
12	0.2	.		0.1	1.5	0.2	0.2	0.2	.	1.3	0.3	.	.	0.2	.	1.1	.	.	1.1	1.7
13	4.5	3.3		4.0	3.1	3.1	3.1	4.5	3.8	19.0	11.0	12.0	13.2	13.5	16.2	9.9	7.0	9.3	16.6	15.9
14	0.2	0.4		0.1	0.5	0.1	.	0.1	.	0.8	0.4	.	0.4	1.0	0.6	1.2	2.7	0.5	2.4	0.8
15	.	.		.	.	0.1	.	.	0.1	.	.	.	.	.	.	.	.	.	.	.
16	.	.		.	.	.	0.2	.	.	.	.	.	.	.	.	0.1	.	.	.	0.2
17	0.9	0.5		0.5	0.5	0.4	.	0.5	0.7	1.3	0.2	1.5	1.5	0.5	0.7	0.2	0.2	1.0	1.4	0.6
18	1.4	0.7		0.9	.	0.7	0.8	1.0	1.9	0.6	1.4	1.0	0.1	.	.	0.3	0.2	.	.	0.5
19	.	0.1		0.1	0.2	0.4	0.5	0.4	0.8	.	.	.	.	.	.	.	.	.	0.1	0.1
20	.	.		.	.	0.1	0.3	0.4	.	.	.	.	.	.	.	.	.	.	.	.
21	4.1	2.2		2.5	2.1	2.2	2.5	1.0	3.5	3.0	3.2	2.0	3.0	2.8	3.4	1.0	2.0*	2.8	2.2	3.2
22	2.0	1.0		0.7	0.4	0.2	.	0.2	1.0	0.6	.	.	.	0.4	0.8	2.6	0.5	0.2	1.7	0.6
23	1.6	2.0		1.7	2.5	1.8	1.6	0.8	2.0	0.7	0.2	0.4	0.5	0.5	0.6	1.5	1.0	0.5	1.5	0.6
24	0.3	0.1		5.3	0.8	0.9	1.1	0.2	0.4	0.2	0.7	.	.	0.5	0.2	1.0	1.9	0.1	0.9	.
25	1.6	1.2		1.3	0.5	0.5	0.4	0.3	0.9	1.7	0.9	0.4	1.7	0.9	1.5	1.0	1.5	2.3	0.8	1.7
26	1.3	2.9		2.2	2.0	1.6	0.8	1.8	1.1	3.5	2.8	4.1	3.5	2.6	1.9	1.0	1.8	3.5	3.5	2.0
27	4.3	4.0		3.5	2.5	4.8	7.5	8.0	9.3	27.2	6.0	11.8	16.0	12.4	33.3	21.5	14.8	24.7	22.4	35.0
28	4.4	6.7		7.8	6.5	4.5	6.1	4.3	6.2	5.3	2.1	5.0	6.0	3.4	7.5	6.1	10.0	4.0	12.0	6.5
29	5.7	5.6		7.0	5.1	3.7	6.0	3.1	4.0	8.4	2.6	4.3	4.7	4.2	45.0	7.2	5.5	4.5	13.7	11.6
30	5.7	3.0		5.2	3.9	3.2	3.4	6.4	5.7	13.6	4.5	7.4	10.5	7.2	6.6	7.4	6.3	13.0	12.6	12.8
I	34.3	39.8		35.0	23.6	20.0	24.1	27.0	25.2	43.4	25.5	24.7	21.4	26.6	31.2	44.0	32.9	26.9	47.2	34.6
NORM	25.8	26.1	26.3	27.4	25.8	24.8		25.3	26.5	32.8	29.7	30.2		31.0	33.4	31.9	31.4	34.2	33.5	35.6
II	9.4	6.0		6.5	6.7	6.7	5.8	8.1	8.1	24.0	15.0	15.0	15.3	15.2	18.4	13.8	11.3	10.9	23.7	20.8
NORM	29.9	29.6	29.1	34.1	28.6	29.4		25.5	30.9	35.3	29.4	31.0		32.3	32.4	34.5	31.7	33.8	36.4	35.0
III	31.0	28.7		37.2	26.3	23.4	29.4	26.1	34.1	64.2	23.0	35.4	45.9	34.9	100.8	50.3	45.3*	55.6	71.3	74.0
NORM	21.2	20.4	21.1	22.7	19.4	20.9		20.1	22.2	28.0	22.5	23.8		24.9	26.1	25.8	25.4	26.6	27.5	27.1
MND	74.7	74.5		78.7	56.6	50.1	59.3	61.2	67.4	131.6	63.5	75.1	82.6	76.7	150.4	108.1	89.5	93.4	142.2	129.4
NORM	76.9	76.1	76.5	84.2	73.8	75.1		70.9	79.5	96.2	81.6	84.9		88.2	91.9	92.3	88.4	94.6	97.3	97.8

NOVEMBER 2021

NEERSLAG 8-8 UUR (MM)

	DISTRICT 4												DISTRICT 5							
NR	236	238	239	240	242	249	251	252	255	257	263	264	256	317	344	348	352	356	359	364
DAG	MEDEM BLIK	DE HAUKES	DEN OEVER	KREI LER OORD	PURMER END	HOOG KARS PEL	WEST BEEM STER	KOL HORN	OBDAM	HOOG WOUD	ASSEN DELFT	KROM MENIE	MARK EN	MARK NESSE	TOLLE BEEK	EMMEL OORD	NA GELE	KUINRE	LEMMER BUMA	DRON TEN
1	11.1	8.6	8.1	13.5	17.0	13.7	12.7	9.4	11.8	15.7	12.5	12.6	10.5	8.7	6.6	7.1	7.8	7.1	5.4	
2	.	3.2	2.0	0.5	.	0.1	.	1.7	.	0.3	0.3	.	.	0.1	0.1	.	0.1	.	.	
3	6.5	5.6	3.8	2.0	6.1	5.0	9.0	5.6	4.9	5.0	5.6	10.5	7.4	3.1	2.7	2.6	3.6	2.6	4.7	
4	1.7	3.3	3.0	2.5	1.6	1.9	2.0	3.7	2.8	3.6	2.3	2.6	2.0	0.3	0.3	0.4	0.4	0.2	0.3	
5	2.5	6.7	3.8	4.0	1.5	1.2	2.1	6.5	4.0	4.0	4.5	3.5	2.0	0.6	0.7	0.5	0.1	0.7	1.4	
6	.	.	1.0	.	0.5	0.6	.	0.2	0.2	0.2	0.3	0.6	0.5	0.8	0.1	0.2	0.2	0.6	0.6	
7	1.5	1.7	3.4	1.5	2.0	2.0	1.9	1.8	1.5	2.0	1.2	1.4	2.0	3.9	2.4	4.1	3.8	5.0	2.8	
8	3.5	4.2	1.5	2.9	2.2	2.1	1.3	3.0	1.0	3.9	2.2	1.4	0.9	0.4	2.4	0.7	3.2	2.5	2.4	
9	2.0	0.4	0.7	0.4	.	2.2	0.8	1.1	.	0.8	.	.	0.1	0.3	1.4	0.2	0.2	0.1	0.1	
10	0.2	0.3	0.4	0.2	.	0.2	.	0.2	0.2	0.5	.	.	.	0.1	0.1	.	.	.	0.1	
11	0.5	0.3	0.6	0.9	0.4	0.8	0.3	3.1	0.8	1.1	1.6	0.3	.	0.2	0.5	0.5	0.7	0.9	1.4	
12	.	.	0.8	.	0.4	0.6	.	.	0.5	.	.	.	.	0.5	0.5	0.4	0.3	0.2	0.1	
13	6.7	8.7	7.6	6.8	9.5	13.7	10.5	8.6	8.7	8.9	9.9	19.0	9.4	6.4	5.8	6.4	7.2	9.5	5.7	
14	0.6	.	0.4	.	0.5	0.4	1.0	2.9	1.3	1.1	0.8	1.2	1.4	1.1	1.2	1.0	1.6	1.2	1.8	
15	.	.	.	.	.	.	.	.	.	.	.	.	.	0.1	.	.	.	.	.	
16	.	.	.	.	.	.	.	.	.	.	0.1	.	.	.	.	.	.	.	.	
17	.	1.6	1.3	1.5	1.0	1.4	0.9	0.4	4.0	1.0	0.4	1.0	0.3	0.2	0.2	0.2	.	0.3	0.2	
18	.	.	0.6	0.2	0.5	1.0	.	.	0.4	.	.	.	0.2	.	0.8	1.3	0.1	1.4	1.7	
19	.	.	0.1	.	.	0.1	.	.	.	.	.	.	.	0.1	.	.	.	0.1	.	
20	.	.	.	.	.	.	.	.	.	.	.	.	.	0.1	0.1	.	.	.	0.2	
21	3.3	1.7	1.9	2.8	2.5	2.8	2.7	3.1	2.2	2.6	4.3	2.0	3.4	3.1	3.8	4.1	5.0	4.2	2.9	
22	.	0.5	1.6	0.3	1.1	0.1	0.5	0.3	.	.	.	0.2	0.6	0.1	0.3	0.6	0.3	0.2	0.2	
23	1.3	1.7	0.6	1.4	0.8	0.4	0.9	1.1	1.5	1.8	0.5	0.1	0.4	0.7	0.7	0.3	1.0	1.3	0.5	
24	.	0.2	0.8	0.6	1.0	1.9	0.5	0.6	0.9	.	0.1	0.1	0.4	0.7	0.1	0.3	0.2	0.2	0.2	
25	1.7	1.5	2.6	2.5	1.2	0.3	0.2	2.2	1.2	1.9	0.9	2.7	1.1	0.5	1.0	1.0	0.7	1.0	0.8	
26	1.7	2.0	5.1	2.3	2.1	4.8	2.0	2.2	5.7	4.5	2.5	2.5	2.4	1.3	1.6	1.1	0.6	2.1	3.4	
27	8.2	4.0	15.7	12.3	16.0	8.1	16.4	21.8	13.9	11.8	28.6	23.8	13.4	4.9	4.2	3.9	6.3	5.4	2.9	
28	2.6	12.3	4.6	4.2	3.5	4.1	3.6	6.0	6.3	5.2	7.9	6.7	2.4	0.2	1.1	0.4	0.8	0.6	0.8	
29	2.1	2.2	2.5	2.5	6.5	2.7	9.1	8.7	8.5	6.0	15.4	5.7	2.9	2.8	5.4	2.2	3.0	3.8	4.4	
30	5.2	7.0	5.1	5.9	10.0	5.4	11.5	8.1	9.1	7.8	7.6	9.9	8.6	5.0*	2.7	5.6	4.6	5.8	5.1	
I	29.0	34.0	27.7	27.5	30.9	29.0	29.8	33.2	26.4	36.0	28.9	32.6	25.4	18.3	16.8	15.8	19.4	18.8	17.8	
NORM	31.4	30.3	28.9	29.0	33.2	30.0	31.4	32.5	34.8	35.3	32.4		28.4	26.1	25.3	26.5	26.4	27.9	25.4	25.9
II	7.8	10.6	11.4	9.4	12.3	18.0	12.7	15.0	15.7	12.1	12.8	21.5	11.3	8.7	9.1	9.8	9.9	13.6	11.1	
NORM	31.8	32.9	30.3	30.2	33.4	30.4	32.1	34.2	34.1	28.3	34.7		29.0	23.3	25.5	26.6	27.0	29.8	27.3	26.2
III	26.1	33.1	40.5	34.8	44.7	30.6	47.4	54.1	49.3	41.6	67.8	53.7	35.6	19.3*	20.9	19.5	22.5	24.6	21.2	
NORM	23.7	23.7	23.3	22.7	26.8	23.7	27.8	25.7	27.1	27.1	25.7		24.1	19.9	18.0	19.8	19.9	21.9	20.3	21.0
MND	62.9	77.7	79.6	71.7	87.9	77.6	89.9	102.3	91.4	89.7	109.5	107.8	72.3	46.3	46.8	45.1	51.8	57.0	50.1	
NORM	86.9	86.9	82.4	82.0	93.3	84.2	91.3	92.5	96.0	90.7	92.8		81.6	69.2	68.8	73.0	73.3	79.6	73.1	73.1

	DISTRICT 5					DISTRICT 6														
NR	366	369	371	372	516	298	327	330	331	332	333	335	339	340	341	342	343	345	349	354
DAG	BID DING HUIZEN	LELY STAD	ZEE WOLDE	ZEE WOLDE SW	HARDER WIJK	STEEN WIJKS MOER	DWIN GE LOO	ZWOLLE	DENE KAMP	HOOGE VEEN	EMMEN	IJSSEL MUIDEN	RHEE ZER VEEN	HEINO	ZWEE LOO	VILS TEREN	SCHOO NEBEEK	VROOMS HOOP	KLA ZIENA VEEN	DE DEMS VAART
1	12.3	8.5	7.4	10.7	15.9	13.0	14.3	13.6	14.8	13.3	20.1	29.5	11.8	16.0	10.3	11.8	11.3	11.2	10.6	9.4
2	0.1	1.0	.	0.7	0.2	0.1	.	.	0.2	0.3	.	.	.	1.0	.	0.4	.	0.1	0.1	0.2
3	1.5	2.0	2.8	3.6	3.1	0.9	3.1	5.2	0.7	2.2	1.8	4.4	1.8	2.4	1.2	1.7	2.3	1.3	1.6	2.0
4	1.0	0.8	0.8	0.4	0.5	0.1	.	.	.	.	0.2	1.2	.	.	.	0.1	0.2	0.1	0.2	.
5	0.1	0.8	1.9	0.8	0.5	0.1	0.4	0.2	.	0.4	.	1.0	.	.	.	.	.	.	0.1	.
6	0.2	0.1	0.4	0.1	0.3	0.1	0.6	.	0.3	0.4	1.0	0.3	0.2	0.4	.	0.5	.	0.8	0.2	0.3
7	3.4	3.7	3.4	4.3	3.0	3.1	5.6	2.9	4.9	3.0	5.7	4.2	3.1	4.2	5.5	4.3	2.3	3.6	2.7	3.4
8	0.2	0.2	1.5	3.0	1.3	0.3	0.4	2.8	0.6	0.2	1.4	2.6	1.0	2.2	0.5	2.0	1.8	1.0	0.4	1.5
9	.	.	.	.	.	0.5	1.9	0.5	0.2	1.6	0.6	0.6	.	0.7	.	0.1	0.8	.	0.1	0.5
10	.	.	.	0.1	.	.	.	.	.	.	.	.	.	.	.	.	.	.	.	.
11	.	.	.	.	.	.	0.8	.	.	.	.	.	.	.	.	.	.	.	.	.
12	.	.	.	.	.	.	0.3	0.1	.	.	.	.	.	.	.	.	0.2	.	.	.
13	4.8	5.3	11.0	3.7	6.9	2.2	3.9	1.8	2.8	1.8	1.7	3.2	2.0	1.3	2.8	1.4	2.0	1.3	1.8	1.8
14	0.3	.	0.1	0.2	.	0.2	.	.	0.2	0.1	.	.	.	.	.	.	0.1	.	.	0.2
15	.	.	.	.	.	0.1	.	.	.	.	.	.	.	.	.	.	.	.	.	.
16	.	.	.	.	.	.	.	.	.	.	.	.	.	.	.	.	.	.	.	.
17	0.2	.	0.2	0.1	0.3	0.5	0.8	0.6	0.2	0.6	0.6	.	0.4	0.9	0.9	0.2	0.4	0.3	0.4	0.2
18	0.1	0.3	0.1	0.3	.	0.7	1.3	0.5	0.9	1.5	1.8	0.8	0.9	0.3	1.4	0.4	0.4	0.6	0.5	0.8
19	.	.	.	.	0.1	0.5	0.4	.	.	0.3	0.9	.	.	.	1.2	.	0.6	0.1	0.8	0.1
20	.	.	.	.	.	.	.	.	.	.	.	.	.	.	.	.	.	.	.	.
21	3.9	4.2	3.8	4.3	3.3	3.2	3.8	4.7	2.8	3.2	3.0	5.1	3.5	3.9	3.8	3.8	4.1	3.5	4.2	4.8
22	.	.	0.3	.	.	0.2	1.3	.	0.1	1.0	0.6	.	.	.	0.4	.	.	0.2	0.2	.
23	0.7	0.5	0.5	0.9	0.6	1.2	1.8	1.5	0.9	1.5	0.9	0.6	1.5	0.8	2.0	0.7	0.8	1.6	0.9	0.7
24	0.1	0.1	0.9	0.5	0.2	0.1	0.5	0.4	0.1	1.4	0.6	.	1.1	.	0.6	1.0	0.3	0.8	0.4	1.0
25	0.5	0.9	1.1	0.9	0.8	0.1	0.8	0.8	.	0.4	0.4	0.2	.	0.5	.	0.3	.	0.3	0.1	0.2
26	0.4	1.0	1.3	1.8	0.9	0.8	2.2	1.6	0.6	1.4	1.9	2.0	0.7	1.0	4.8	0.8	.	0.7	1.5	0.2
27	16.6	10.6	9.5	12.7	14.6	9.1	7.5	13.0	8.3	9.5	8.1	9.1	12.7	12.5	10.3	12.1	10.5	8.4	6.6	10.0
28	1.1	2.2	2.9	2.1	2.1	3.2	3.3	3.5	1.8	3.8	4.1	0.2	2.4	2.9	4.3	3.5	4.6	1.6	4.1	3.5
29	2.4	2.6	1.4	1.2	1.8	0.6	1.9	2.5	1.0	2.0	1.5	2.6	1.0	1.5	0.6	0.3	0.7	1.2	0.4	1.7
30	7.4	5.8	6.5	6.8	6.4	1.9	4.1	4.2	4.8	3.3	4.6	4.6	4.6	4.0	4.4	5.5	4.3	2.8	3.9	5.5
I	18.8	17.1	18.2	23.7	24.8	18.2	26.3	25.2	21.7	21.4	30.8	43.8	17.9	26.9	17.5	20.9	18.7	18.1	16.0	17.3
NORM	27.5	26.7	29.8	28.9	29.5	23.7	26.4	24.9	23.7	26.0	25.9	25.9	25.1	25.0	24.4	25.3	23.7	23.8	24.6	26.1
II	5.4	5.6	11.4	4.3	7.3	4.2	7.5	3.0	4.1	4.3	5.0	4.0	3.3	2.5	6.3	2.0	3.7	2.3	3.5	3.1
NORM	25.9	24.6	27.3	26.6	25.5	22.2	30.1	25.1	25.4	28.0	28.6	24.7	27.4	25.4	28.2	27.6	25.1	26.0	25.9	26.3
III	33.1	27.9	28.2	31.2	30.7	20.4	27.2	32.2	20.4	27.5	25.7	24.4	27.5	27.1	31.2	28.0	25.3	21.1	22.3	27.6
NORM	22.4	21.2	24.8	23.9	22.6	19.0	21.7	21.3	16.6	20.4	19.5	20.6	19.9	19.9	19.9	22.3	17.5	18.6	18.4	21.8
MND	57.3	50.6	57.8	59.2	62.8	42.8	61.0	60.4	46.2	53.2	61.5	72.2	48.7	56.5	55.0	50.9	47.7	41.5	41.8	48.0
NORM	75.8	72.5	81.9	79.4	77.6	65.0	78.2	71.3	65.7	74.4	74.0	71.2	72.3	70.2	72.5	75.2	66.3	68.4	68.9	74.2

NOVEMBER 2021

NEERSLAG 8-8 UUR (MM)

DISTRICT 6

DAG	ROU VEEN	TUB BERGEN	RUINER WOLD	AL MELO	EN SCHEDE	HENGE LO (OV)	TWEN THE	HELLEN DOORN	WEER SELO	LET TELE	HOL TEN
NR	358	361	362	664	665	668	670	672	675	681	687
1	13.7	8.0	22.7	7.9	12.9	11.2	15.1	12.0	10.7	11.2	9.9
2	0.1	0.3	0.1	.	0.1	0.3	0.4	0.5	0.4	1.2	1.5
3	5.8	2.0	4.6	2.1	0.8	2.7	1.6	3.0	2.7	2.0	2.7
4	.	.	.	0.1	0.1	.	.	0.2	.	.	.
5	.	.	0.1	.	.	.	.	.	.	.	.
6	1.8	.	0.4	0.1	.	0.5	0.8	0.5	.	.	.
7	2.6	5.0	3.6	3.5	1.9	1.7	1.8	4.1	4.0	3.0	3.6
8	3.8	1.0	2.6	1.0	6.2	5.8	4.8	2.5	1.1	0.5	5.0
9	.	.	2.5	.	0.1	0.2	0.2	.	.	.	.
10	.	.	.	.	.	.	.	0.1	.	.	.
11	0.3	.	0.2	.	.	.	.	.	.	.	.
12	.	.	.	.	.	.	.	.	.	.	.
13	2.0	4.8	3.4	5.1	3.1	2.5	4.5	2.4	2.5	4.3	4.4
14	.	.	.	.	0.3	.	0.2	0.2	0.2	.	0.2
15	.	.	.	.	.	.	.	.	.	.	.
16	.	.	.	.	0.1	0.2	0.2	0.2	.	.	.
17	0.6	0.2	0.6	0.3	0.7	0.5	0.6	0.9	0.2	0.6	0.8
18	0.9	0.4	1.0	0.3	0.4	0.3	0.5	0.3	0.4	.	0.2
19	.	.	.	.	0.1	.	0.2	.	.	.	0.1
20	.	.	.	.	.	.	.	0.1	.	.	.
21	3.0	2.9	3.5	3.7	2.9	2.1	2.6	4.5	2.9	4.1	3.0
22	.	0.1	.	.	0.1	.	.	1.1	0.2	.	0.2
23	1.0	1.4	0.9	0.9	1.3	1.2	1.1	0.9	0.9	1.7	1.0
24	0.7	0.8	0.8	0.8	0.6	1.5	0.8	0.2	0.9	.	.
25	0.8	.	0.5	0.1	.	.	.	0.3	.	0.4	0.2
26	1.6	0.6	1.5	.	0.7	1.2	0.7	1.0	0.6	0.5	0.9
27	10.6	10.9	9.3	11.9	12.8	14.8	14.1	12.5	12.1	11.5	8.8
28	4.6	2.0	2.4	3.7	0.2	0.8	0.4	3.0	3.5	6.4	3.6
29	1.3	0.9	2.4	0.9	1.8	1.0	0.6	1.0	0.9	0.8	1.1
30	4.3	4.1	4.3	4.2	4.3	4.0	4.5	4.3	4.2	4.7	4.0
I	27.8	16.3	36.6	14.7	22.1	22.4	24.7	22.9	18.9	17.9	22.7
NORM	25.3	24.5	26.0	25.5	25.4	24.3	25.0	25.4	24.8	26.5	27.6
II	3.8	5.4	5.2	5.7	4.7	3.5	6.2	4.1	3.3	4.9	5.7
NORM	25.7	26.5	23.9	27.4	28.1	27.6	27.7	26.1	26.8	25.7	21.8
III	27.9	23.7	25.6	26.2	24.7	26.6	24.8	28.8	26.2	30.1	22.8
NORM	21.5	19.6	19.7	18.8	19.8	18.8	19.9	20.1	17.9	20.2	20.0
MND	59.5	45.4	67.4	46.6	51.5	52.5	55.7	55.8	48.4	52.9	51.2
NORM	72.5	70.6	69.6	71.7	73.3	70.8	72.6	71.6	69.5	72.4	69.4

DISTRICT 7

DAG	OVER VEEN	ZAND VOORT	ZOE TER MEER	HEEM STEDE	LIJN DEN	HOOFD DORP	ROELOF ARENDS VEEN	BOS KOOP	GOUDA
NR	225	229	426	435	437	438	439	442	443
1	14.1	12.0	12.5	13.2	14.5	14.7	14.8	8.8	5.9
2	.	0.1	0.3	0.2	0.3	0.1	0.3	0.5	0.6
3	1.7	3.1	3.0	2.8	4.1	4.2	8.2	6.4	3.5
4	5.2	5.8	3.8	2.5	2.1	1.6	2.8	1.1	0.4
5	9.4	8.2	3.7	4.7	3.1	3.7	4.4	1.5	0.5
6	0.4	0.2	0.2	1.8	1.0	0.2	.	0.2	0.1
7	2.5	1.3	1.1	2.4	1.7	1.9	0.8	1.9	1.3
8	2.1	1.3	1.7	2.8	3.5	0.9	1.0	1.4	1.5
9	.	0.4	.	0.1	.	.	.	0.1	0.1
10	.	.	0.2	0.3	.	0.1	.	.	0.1
11	0.6	.	.	0.6	0.5	0.4	.	.	.
12	.	0.2	.	0.2	.	.	.	0.1	0.2
13	19.2	18.0	7.8	10.7	9.0	16.3	6.8	9.8	11.9
14	1.5	1.7	1.1	1.0	0.5	0.7	0.2	0.6	0.3
15	0.1	.	.	0.2	.	.	.	.	.
16	.	.	.	0.1	.	.	.	0.2	.
17	0.8	2.0	1.1	1.8	1.2	1.8	2.1	0.6	0.9
18	.	.	0.4	.	.	.	.	.	0.4
19	0.1	.	.	0.2	.	.	.	.	.
20	0.1	.	.	.	.	.	.	.	.
21	2.1	3.7	2.0	2.2	2.8	2.9	4.4	2.9	3.8
22	0.8	2.9	0.8	0.2	.	.	0.2	1.3	0.2
23	0.5	1.4	0.4	0.4	0.7	0.4	0.4	0.4	0.2
24	0.2	.	0.6	0.3	0.5	0.2	0.2	0.1	0.1
25	1.6	1.4	0.8	1.5	1.5	1.1	1.2	1.3	1.0
26	1.9	0.8	6.6	1.7	1.0	1.8	5.6	3.6	4.5
27	19.0	21.2	21.8	22.5	19.9	24.7	21.1	16.8	16.7
28	9.2	11.1	11.3	11.6	6.0	6.0	8.6	7.7	4.0
29	8.1	6.0	12.2	6.4	5.5	9.1	6.6	6.3	7.7
30	6.7	10.6	11.7	10.0	18.5	10.8	12.8	14.9	15.1
I	35.4	32.4	26.5	30.8	30.3	27.4	32.3	21.9	14.0
NORM	35.2	34.2	34.9	35.0	35.0	35.9	34.1	34.9	32.3
II	22.4	21.9	10.4	14.8	11.2	19.2	9.1	11.3	13.7
NORM	36.6	32.4	31.1	34.3	34.5	34.6	32.0	31.4	28.8
III	50.1	59.1	68.2	56.8	56.4	57.0	61.1	55.3	53.3
NORM	26.5	24.9	27.9	26.2	26.5	27.3	24.6	25.6	23.8
MND	107.9	113.4	105.1	102.4	97.9	103.6	102.5	88.5	81.0
NORM	98.3	91.6	93.9	95.5	95.9	97.9	90.7	91.9	85.0

DISTRICT 7

DAG	KAT WIJK	DELFT	NU MANS DORP	BERG SCHEN HOEK	LISSE	STRIJ EN	OOST VOORNE	AALS MEER	BAREN DRECHT	N.HEL VOET	BRIEL LE	POORTU GAAL	ZEG VELD	VALKEN BURG VK	H.VAN H'LAND M'PAD	MAAS LAND	HON SELERS DIJK	VOOR SCHO TEN	HENDRI IDO BACHT	KRIM-AMPEN LEK	AD HOOG MADE
NR	444	449	450	453	454	455	456	458	461	463	464	467	470	474	477	479	480	481	482	483	484
1	12.7	10.0	5.0	7.0	20.4	8.5	16.9	15.1	5.7	19.1	21.6	5.3	9.0*	15.9	15.3	22.3	18.6	16.8	7.5	5.8	19.8
2	.	0.2	3.0	0.1	.	4.3	.	0.6	2.3	1.0	0.2	0.3	0.5*	0.4	.	0.2	0.1	0.1	3.4	2.8	0.6
3	11.2	2.7	1.1	0.7	8.7	1.5	3.7	6.3	1.9	1.1	2.1	0.9	1.9	8.0	6.1	1.7	3.9	7.8	1.8	1.4	5.4
4	5.5	6.0	2.4	5.7	4.1	4.2	6.3	1.4	4.3	2.3	2.3	2.1	1.5	7.8	4.9	3.1	6.3	5.0	5.0	6.3	2.6
5	15.5	12.5	5.9	5.5	7.6	0.7	15.8	1.9	2.2	17.0	6.2	10.5	0.3	9.5	13.2	16.6	15.2	15.7	1.3	2.7	7.8
6	0.4	.	0.1	0.2	.	.	1.7	0.2	0.1	0.7	.	0.2	0.1	.	.	0.5	0.1	0.3	0.1	.	0.1
7	0.9	0.9	1.5	0.4	.	2.2	0.9	1.4	2.5	1.1	1.0	2.5	0.9	0.4	0.6	0.7	0.7	1.0	2.4	1.8	0.4
8	1.0	.	0.9	1.2	2.2	1.1	2.2	0.6	0.3	2.9	1.6	1.6	1.2	0.7	1.1	0.3	0.2	1.5	0.2	0.5	0.7
9	.	.	.	.	.	.	.	.	.	.	.	0.1	0.1	.	.	0.1	.	.	0.1	.	0.2
10	.	.	.	0.1	.	.	.	.	.	.	.	0.1	.	0.3	.	.	0.1	0.3	0.1	.	.
11	.	.	.	.	.	.	0.2	.	.	.	.	.	.	.	0.6	0.1	.	0.3	.	0.1	0.2
12	.	.	1.1	.	.	.	.	.	.	.	.	.	.	.	.	.	.	.	0.1	.	.
13	4.5	12.8	9.5	12.8	11.6	6.1	5.0	11.7	7.9	11.8	7.2	7.0	7.2	5.5	4.1	11.8	5.1	10.5	9.3	7.0	7.8
14	0.6	1.5	1.1	0.2	2.3	1.2	2.7	0.2	0.5	.	1.4	1.5	0.4	0.9	2.6	1.8	0.8	0.2	0.7	0.7	0.2
15	.	.	.	.	.	.	.	.	.	.	.	0.1	.	.	.	.	.	.	0.1	.	.
16	.	.	0.3	.	.	.	.	.	0.2	.	.	0.2	.	.	.	.	.	.	0.3	0.1	.
17	1.3	.	0.2	0.8	2.5	0.5	1.1	1.8	1.5	0.8	1.7	0.4	0.6	1.5	0.8	0.5	0.6	1.4	0.1	0.4	1.0
18	.	.	.	.	.	.	0.3	.	0.8	.	.	0.4	0.3	0.1	.	.	0.1	0.8	0.5	.	0.8
19	.	.	.	.	.	.	.	.	.	.	.	.	.	.	.	.	.	.	0.1	.	.
20	.	.	.	.	.	.	.	.	.	.	.	.	.	.	.	.	0.1	.	.	.	0.1
21	1.6	3.5*	4.6	4.4	4.6	4.7	3.0	3.5	4.4	3.5	2.6	5.5	5.8	2.9	2.5	3.6	3.1	3.6	4.2	2.9	3.7
22	2.7	1.1	0.1	0.3	2.2	0.6	4.2	0.1	.	1.9	2.1	1.0	0.8	2.7	4.6	2.0	1.2	1.8	0.2	.	1.4
23	0.9	0.2	.	0.2	0.4	0.1	0.2	0.5	.	0.9	0.2	0.2	0.3	0.2	0.3	0.2	0.2	0.1	0.5	.	0.2
24	.	.	0.8	0.5	.	0.8	0.6	.	0.5	0.3	0.1	0.3	.	.	.	0.2	0.1	0.5	0.1	0.3	0.5
25	1.4	1.0	0.9	1.0	1.9	0.3	2.1	1.7	0.5	1.2	3.6	0.9	0.5	1.4	4.4	2.5	3.2	1.3	0.5	0.8	2.2
26	5.4	5.0	7.6	5.0	3.1	4.2	3.1	3.4	5.3	4.3	5.5	7.5	3.7	4.5	6.8	3.9	3.5	5.4	5.4	4.7	4.2
27	18.8	22.7	25.6	25.5	27.9	24.4	14.9	24.4	20.5	20.9	15.7	20.3	19.2	18.5	14.5	21.4	17.1	13.5	22.5	20.8	18.7
28	11.2	9.1	1.9	4.3	11.8	2.8	11.9	5.1	5.4	11.1	9.8	4.3	5.1	12.0	9.3	10.2	6.7	4.4	3.9	3.3	7.8
29	8.1	7.7	4.0	8.1	17.6	3.8	9.9	6.3	4.1	8.4	11.2	5.8	6.0	8.7	11.6	13.0	15.8	14.2	5.6	8.1	8.8
30	8.4	6.6	8.3	14.0	27.7	10.2	6.4	20.6	13.4	2.3	6.8	12.0	13.6	7.0	4.6	3.7	5.3	10.0	13.4	12.1	9.6
I	47.2	32.3	19.9	20.9	43.0	22.5	47.5	27.5	19.3	45.2	35.0	23.6	15.5*	43.0	41.2	45.5	45.2	48.5	21.9	21.3	37.6
NORM	34.5	34.6	30.2	35.9	37.1	29.1	33.4	33.2	34.6	32.7	35.3	34.0	31.8	34.8	33.6			34.5	28.2	31.6	
II	6.4	14.3	12.2	13.8	16.4	7.8	9.3	13.7	10.9	12.6	10.3	9.6	8.5	8.0	8.1	14.2	6.7	13.2	11.2	8.3	10.1
NORM	32.8	34.6	31.4	33.5	34.6	29.1	33.5	32.6	33.1	31.3	34.3	33.9	28.7	33.8	33.1			35.7	30.9	33.2	
III	58.5	56.9*	53.8	63.3	97.2	51.9	56.3	65.6	54.1	54.8	57.6	57.8	55.0	57.9	58.6	60.7	56.2	54.8	56.3	53.0	57.1
NORM	26.7	27.7	25.0	26.6	27.0	22.5	29.7	25.6	24.5	26.8	29.2	26.1	22.2	27.8	28.1			27.5	23.4	26.2	
MND	112.1	103.5	85.9	98.0	156.6	82.2	113.1	106.8	84.3	112.6	102.9	91.0	79.0	108.9	107.9	120.4	108.1	116.5	89.4	82.6	104.8
NORM	93.9	96.9	86.6	96.0	98.7	80.6	96.6	91.3	92.2	90.8	98.7	94.1	82.6	96.4	94.8			97.6	82.5	91.0	

NOVEMBER 2021

NEERSLAG 8-8 UUR (MM)

	DISTRICT 7					DISTRICT 8														
NR	548	559	561	563	572	328	329	336	350	509	510	514	523	541	542	543	546	547	550	557
DAG	LOENEN A/D VECHT	VLEU TEN	BEN SCHOP	WEESP	AB COUDE	HEERDE	WAPEN VELD	OLDE BROEK	ELBURG	DOORN	VAAS SEN	EPE	WIJK B/DUUR STEDE	ARNHEM	PUT TEN	APEL DOORN	WOUDEN BERG	NIJ KERK	DE BILT	EER BEEK
1	8.7	9.3	8.8	13.3	13.0	10.5	9.8	27.7	26.2	18.1	12.1	11.6	19.2	12.6	16.8	13.9	20.0	14.8	13.4	13.3
2	0.5	1.6	1.9	0.3	0.5	0.5	0.8	.	.	1.7	1.6	1.8	2.4	1.5	0.4	1.4	2.1	0.4	1.3	1.1
3	3.4	2.7	2.8	3.8	2.8	3.2	2.9	2.5	2.0*	1.1	2.5	2.7	1.4	0.5	1.2	3.0	0.9	2.7	1.0	0.8
4	0.5	.	1.9	1.9	1.0	.	0.1	.	.	0.5	0.1	.	0.6	.	.	0.1	0.6	0.7	0.5	.
5	.	.	0.2	0.6	0.5	.	0.1	0.2	.	0.1	.	.	.	.	.	.	0.1	0.3	.	.
6	.	0.1	.	.	0.1	0.1	0.3	0.1	0.3	0.2	.	0.1	0.2	0.1	0.3	0.1	.	0.6	0.1	.
7	1.0	2.5	3.8	2.5	2.0	6.2	4.8	4.3	5.1	2.0	3.0	5.4	3.8	5.8	4.0	3.0	2.1	3.0	2.3	2.2
8	1.4	2.8	1.5	1.4	1.5	4.1	2.0	3.8	1.3	1.5	0.5	.	2.1	0.7	3.1	3.5	1.0	1.2	1.7	2.4
9	.	0.1	0.1	.	.	0.1	0.2	.	.	.	.	.	.	.	0.3	.	.	0.2	0.1	.
10	.	.	.	.	0.1	.	0.1	.	.	.	.	.	.	.	.	.	.	.	.	.
11	.	.	.	.	0.6	.	.	.	.	.	.	.	.	.	.	.	.	.	.	.
12	.	.	0.1	.	.	.	.	0.2	.	.	.	.	.	.	.	.	.	.	0.1	.
13	11.4	12.5	13.8	5.7	5.9	1.8	1.7	1.8	3.8	6.8	4.9	3.0	7.8	4.4	7.8	7.8	11.1	5.9	11.3	2.7
14	0.3	0.9	1.4	0.5	0.4	0.1	0.1	.	0.2	0.6	0.5	0.1	2.4	.	.	0.2	.	0.2	0.2	.
15	.	0.1	0.1	.	.	.	.	0.1	.	.	.	0.3	.	.	.	.	.	0.1	.	.
16	.	.	.	.	.	.	.	.	.	.	.	.	.	.	.	.	.	.	.	0.2
17	.	0.4	0.2	0.6	1.7	0.3	0.4	0.3	0.4	0.4	0.3	0.3	.	1.5	0.5	0.3	0.6	0.3	0.1	0.3
18	.	.	0.5	.	.	0.1	0.1	.	0.3	0.3	.	.	.	0.4	.	.	0.5	0.2	1.1	0.5
19	.	.	.	.	.	.	0.1	.	.	.	.	.	.	.	.	.	.	.	.	.
20	.	.	.	.	.	.	.	.	.	.	.	.	.	.	.	.	.	.	.	.
21	4.5	5.0	3.5	2.7	3.4	3.6	2.7	3.3	3.5	4.5	3.1	4.3	4.0	3.7	4.3	3.4	4.1	4.3	5.0	2.0
22	0.2	0.6	0.1	.	0.8	.	.	0.2	.	0.2	0.1	.	.	0.8	.	0.1	0.2	0.1	.	.
23	0.1	.	0.2	.	0.3	0.5	0.4	0.3	0.9	0.7	0.4	0.2	.	0.5	0.5	0.7	0.8	0.4	0.6	0.4
24	0.1	.	.	.	0.5	0.1	0.1	.	.	0.1	.	.	1.4	0.1	0.2	.	0.8	0.7	1.1	0.2
25	.	1.0	0.3	2.6	1.2	0.4	0.4	0.5	0.7	0.1	0.3	0.6	0.2	0.5	0.4	0.4	0.3	0.6	1.0	0.3
26	7.0	4.6	0.3	3.0	2.8	.	0.4	.	0.3	2.5	0.2	0.3	3.2	0.5	0.7	0.4	1.2	1.0*	2.7	.
27	20.4	23.4	25.6	17.0	18.8	18.1	17.0	19.8	17.9	24.6	19.7	18.7	23.5	24.6	14.9	19.1	23.2	12.3	22.0	18.6
28	6.5	7.3	6.3	4.6	5.0	2.1	1.9	.	1.2	7.1	1.5	1.9	7.5	2.5	2.5	2.5	7.5	4.6	8.6	2.4
29	3.2	3.3	2.7	4.3	4.9	1.8	0.5	2.1	2.1	1.2	1.5	2.9	1.3	0.8	1.7	1.3	1.2	2.7	2.1	1.1
30	11.0	11.2	11.3	9.0	11.7	2.8	3.3	5.6	6.8	6.4	4.0	6.8	6.0	4.8	7.0	7.0	6.2	4.6	8.6	6.0
I	15.5	19.1	21.0	23.8	21.5	24.7	21.1	38.6	34.9*	25.2	19.8	21.6	29.7	21.2	26.1	25.0	26.8	23.9	20.4	19.8
NORM	32.1	30.2	30.0	31.2	33.8	26.4	27.0	28.0	26.8	32.6	30.3	28.5	30.0	31.6	30.9	32.3	31.7	29.7	32.7	29.5
II	11.7	13.9	16.1	6.8	8.6	2.3	2.4	2.4	4.7	8.1	5.7	3.7	10.2	6.3	8.3	8.3	12.2	6.7	12.8	3.7
NORM	29.3	27.4	27.6	29.5	30.1	26.2	27.2	27.3	25.6	27.7	27.5	27.1	26.2	29.6	28.0	29.7	26.6	25.5	29.3	27.1
III	53.0	56.4	50.3	43.2	49.4	29.4	26.7	31.8	33.4	47.4	30.8	35.7	47.1	38.8	32.2	34.9	45.5	31.3*	51.7	31.0
NORM	24.3	22.4	21.1	24.8	25.3	21.1	21.6	21.8	21.3	22.8	23.5	21.8	21.6	26.0	25.3	25.1	23.2	22.9	23.1	23.9
MND	80.2	89.4	87.4	73.8	79.5	56.4	50.2	72.8	73.0	80.7	56.3	61.0	87.0	66.3	66.6	68.2	84.5	61.9	84.9	54.5
NORM	85.8	80.1	78.7	85.4	89.2	73.7	75.9	77.1	73.7	83.1	81.3	77.5	77.8	87.2	84.2	87.1	81.5	78.1	85.0	80.5

	DISTRICT 8																	DISTRICT 9		
NR	558	560	564	565	567	570	573	576	578	579	580	582	583	591	593	595	596	588	645	663
DAG	LUN TEREN	AME RONGEN	HULS HORST	VOORT HUI ZEN	KOOT WIJK	ELS PEET	BEEK BERGEN	SPA KEN BURG	OOSTER BEEK	VEE NEN DAAL	BARNE VELD	HA MERS VELD	WAGE NINGEN PD	DEE LEN	LAREN	SOEST	EEMNES	DUI VEN	HENGE LO (GLD)	LOCHEM
1	34.5	22.0	18.0	27.0	11.5	35.3	15.6	11.5	10.9	25.7	23.8	17.6	12.1	11.7	9.0	18.8	8.8	11.6	7.1	8.8
2	1.9	1.6	0.2	1.5	2.0	0.6	1.6	0.7	1.4	1.6	2.3	0.8	1.6	1.8	1.5	0.9	1.9	1.3	0.2	.
3	1.8	2.4	3.4	1.4	2.2	1.7	1.9	4.4	1.5	1.0	1.6	1.7	4.2	1.8	2.5	3.2	2.2	1.4	1.4	3.7
4	.	0.3	0.4	0.1	0.1	0.1	0.1	1.8	0.2	0.1	0.2	0.8	0.1	0.2	1.3	2.0	2.4	0.1	0.1	.
5	.	0.1	0.3	0.2	.	.	.	0.9	.	.	.	0.2	.	.	0.4	0.4	0.4	.	.	.
6	0.1	.	0.1	0.1	0.1	0.3	0.7	0.5	0.1	.	.	.	.	.	.	.	.	.	.	.
7	2.4	3.0	4.4	2.1	3.1	3.6	2.6	1.5	3.9	2.0	1.6	2.3	3.5	3.5	2.2	3.0	3.3	4.1	1.1	1.9
8	1.6	2.9	0.4	2.1	1.9	2.2	3.3	1.2	1.5	2.3	2.2	2.2	2.9	4.9	2.3	4.4	1.3	1.4	2.1	2.8
9	.	0.1	.	0.1	.	0.1	0.2	0.2	.	0.2	0.1	.	.	.	0.1	.	.	0.1	.	.
10	.	.	.	.	.	.	0.1	.	.	.	.	.	.	.	.	.	.	.	.	.
11	.	.	.	.	.	.	0.1	.	.	.	.	.	.	.	.	.	.	.	.	.
12	.	.	.	.	.	.	.	.	.	.	.	.	.	.	.	.	.	.	.	.
13	9.0	8.2	8.4	5.4	5.9	6.0	5.5	4.5	3.4	6.5	8.5	10.0	5.9	3.9	6.4	10.1	4.8	5.2	2.7	4.0
14	.	0.5*	0.2	.	0.3	0.1	.	0.3	.	0.1	0.2	0.1	0.3	.	.	.	0.5	1.1	.	.
15	.	.	.	.	.	.	.	.	.	.	.	.	.	.	.	.	0.1	.	.	.
16	.	.	.	.	.	.	.	.	.	.	.	.	.	.	.	.	.	.	.	.
17	0.3	1.0	0.7	0.3	0.1	0.5	0.7	0.2	0.4	0.4	0.3	.	0.4	1.0	.	0.6	0.2	0.6	0.6	0.5
18	0.6	0.4	0.1	.	1.1	0.2	0.4	0.2	0.3	0.1	1.0	0.2	0.5	0.7	.	0.3	0.1	0.4	0.5	0.2
19	.	.	.	.	.	.	.	.	.	.	.	0.4	.	0.2	0.2	.	.	0.1	.	.
20	.	.	.	.	.	.	.	.	.	.	.	.	.	.	.	.	.	.	.	.
21	3.7	4.5	2.9	5.8	4.0*	4.5	3.1	4.9	3.2	2.7	4.9	3.9	3.0	4.1	3.4	3.8	5.2	2.2	2.1	3.2
22	.	0.2	.	0.1	.	0.1	0.2	0.1	.	0.5	.	.	.	0.5	0.1	.	0.2	0.4	.	.
23	.	0.1	0.9	0.5	0.4	1.4	0.6	0.3	1.4	0.4	0.6	0.7	0.7	0.7	0.3	0.6	0.1	.	0.4	1.7
24	0.3	1.1	0.5	0.2	0.1	0.1	0.1	1.2	0.5	1.1	0.3	.	0.2	0.2	0.5	0.7	0.8	0.4	0.2	0.2
25	0.5	0.4	0.8	0.9	1.7	0.8	0.4	0.8	0.3	1.0	0.4	0.8	0.5	0.3	0.9	0.6	0.7	0.2	.	.
26	0.6	1.5	0.7	0.9	0.3	0.2	0.2	1.9	0.5	0.4	1.1	1.7	0.9	0.9	3.4	3.2	2.5	0.4	.	0.5
27	24.5	27.2	21.7	17.9	23.1	25.9	18.6	10.3	24.5	26.0	16.5	17.4	28.0	24.4	16.3	20.3	11.9	17.1	16.7	16.3
28	4.3	6.3	0.9	4.0	3.5	2.0	11.3	3.0	3.4	3.9	6.4	4.9	3.6	2.8	4.8	7.7	4.2	2.6	2.3	2.0
29	1.6	1.0	1.7	1.5	0.8	1.4	1.0	0.7	0.8	1.5	1.9	0.8	1.6	0.6	0.5	0.7	0.7	0.4	1.0	1.1
30	4.3	6.8	6.9	5.8	7.4	7.3	6.1	5.7	4.1	3.5	4.0	5.3	4.6	6.0	10.6	7.4	8.1	5.4	3.4	3.1
I	42.3	32.4	27.2	34.6	20.9	43.9	26.1	22.7	19.5	32.9	31.8	25.6	24.4	23.9	19.3	32.7	20.3	20.0	12.0	17.2
NORM	30.6	29.2	29.3	29.5	31.1	30.8	32.6	30.6	31.0	31.3	30.6	33.7	29.8	32.6	33.2		32.0	26.3	25.9	26.2
II	9.9	10.1*	9.4	5.7	7.4	6.8	6.7	5.2	4.1	7.1	10.0	10.7	7.1	5.8	6.6	11.0	5.7	7.4	3.8	4.7
NORM	25.9	26.1	26.3	26.5	28.0	27.5	29.0	26.7	27.3	25.5	26.6	28.2	25.4	29.3	29.6		25.1	24.6	22.1	25.4
III	39.8	49.1	37.0	37.6	41.3*	43.7	41.6	28.9	38.7	41.0	36.1	35.5	43.1	40.5	40.8	45.0	34.4	29.1	26.1	28.1
NORM	23.1	21.6	23.5	23.1	24.6	24.5	26.0	23.3	24.2	21.9	24.1	24.3	22.2	25.7	25.7		28.2	21.1	21.1	20.9
MND	92.0	91.6	73.6	77.9	69.6	94.4	74.4	56.8	62.3	81.0	77.9	71.8	74.6	70.2	66.7	88.7	60.4	56.5	41.9	50.0
NORM	79.6	76.8	79.0	79.1	83.7	82.8	87.6	80.6	82.5	78.7	81.4	86.1	77.3	87.6	88.5		85.3	72.1	69.1	72.6

NOVEMBER 2021

NEERSLAG 8-8 UUR (MM)

DISTRICT 9

NR	666	667	669	673	674	678	679	680	682	683	684	686	688	689
DAG	WIN TERS WIJK	DOETIN CHEM	BOR CULO	GEN DRIN GEN	REKKEN	ALMEN	HERWEN	AAL TEN	MAR KELO	LICH TEN VOORDE	LIE VELDE	WOOLD	HUP SEL	DEVEN TER
1	10.3	8.1	14.4	15.3	12.6	8.7	6.6	13.3	7.4	15.9	14.9	11.2	16.9	11.0
2	0.5	1.1	.	.	.	0.3	1.6	0.5	0.2	.	0.1	0.9	0.1	1.0
3	2.0	2.6	1.7	2.8	2.5	2.6	2.8	4.5	3.6	1.4	2.8	1.7	3.6	1.0
4	0.1	0.2	.	0.4	.	0.2	0.1	0.2	0.2	.	0.1	.	0.1	.
5	0.1	.	.	.	.	.	.	0.2	.	0.1	0.1	.	0.1	.
6	0.1	.	.	0.1	.	.	0.1	.	.	0.1	0.1	0.2	.	0.1
7	4.1	4.0	1.3	5.4	1.0	1.0	4.5	6.0	1.6	3.2	3.0	3.5	1.5	3.1
8	0.2	2.6	0.6	2.2	2.3	0.9	1.0	1.5	3.4	0.5	1.1	0.4	0.2	.
9	.	0.1	.	.	.	0.1	0.1	.	0.1	.	.	.	0.2	.
10	.	.	.	0.2	.	.	.	0.3	.	.	.	.	.	.
11	.	.	.	.	.	.	.	.	.	.	.	.	.	.
12	.	.	.	.	.	.	.	.	.	.	.	.	.	.
13	2.2	3.3	2.7	4.4	0.9	2.6	4.4	3.2	3.6	3.0	1.9	4.2	2.3	4.0
14	0.3	0.1	.	0.1	.	0.1	.	0.7	0.1	0.3	0.1	0.1	0.2	0.1
15	.	.	.	.	.	.	.	.	.	.	.	.	0.2	.
16	0.1	.	.	0.4	.	0.1	0.1	0.1	.	0.3	.	.	0.1	.
17	0.4	0.6	0.5	0.4	0.7	0.6	0.5	0.4	0.6	0.4	0.3	0.4	0.4	0.6
18	0.7	0.5	0.5	2.0	0.5	0.2	0.4	0.5	.	0.4	0.7	0.5	0.8	.
19	0.3	0.3	.	0.2	.	0.1	.	.	.	0.2	0.2	0.3	.	.
20	.	.	.	.	.	.	0.2	.	.	.	.	0.1	.	0.1
21	2.4	2.3	1.8	2.0*	2.3	3.3	1.4	2.2	2.3	2.0	1.8	2.1	2.2	4.2
22	0.7	.	1.3	.	.	.	0.1	0.6	1.1	0.5	0.5	1.0	1.0	.
23	0.6	0.3	0.4	.	1.2	0.9	.	0.3	1.1	0.5	0.4	1.0	0.8	0.6
24	2.2	0.2	1.2	.	1.0	.	0.5	0.7	0.3	0.9	2.9	0.5	0.6	.
25	0.2	.	.	.	0.1	0.5	0.1	.	.	.	0.1	.	0.1	0.5
26	0.9	0.7	0.8	0.9	0.9	0.4	0.4	0.6	0.9	0.6	0.9	1.0	0.8	0.5
27	13.6	19.5	16.6	12.5	13.1	12.9	14.6	11.5	9.7	11.5	14.4	11.0	13.3	12.1
28	0.4	1.7	1.3	0.4	0.5	2.5	2.3	0.6	1.7	0.6	0.8	.	0.1	3.9
29	1.5	1.1	1.5	1.5	2.2	0.8	0.3	1.5	1.0	1.5	1.9	1.7	3.1	0.8
30	3.3	3.5	3.3	7.0	3.8	4.0	4.9	3.9	3.0	7.7	2.4	9.1	3.3	4.4
I	17.4	18.7	18.0	26.4	18.4	13.8	16.8	26.5	16.5	21.2	22.2	17.9	22.7	16.2
NORM	26.0	28.2	25.2	24.6	24.3	24.4	26.8	28.0	25.3	25.4	26.2	29.1	26.2	23.3
II	4.0	4.8	3.7	7.5	2.1	3.7	5.6	4.9	4.3	4.6	3.2	5.6	4.0	4.8
NORM	25.7	25.2	25.6	24.6	24.5	24.9	24.9	26.6	25.9	24.4	26.1	28.8	20.5	25.4
III	25.8	29.3	28.2	24.3*	25.1	25.3	24.6	21.9	21.1	25.8	26.1	27.4	25.3	27.0
NORM	19.9	22.7	20.4	18.3	18.1	19.5	20.8	20.6	19.8	20.2	20.3	22.4	21.3	19.9
MND	47.2	52.8	49.9	58.2	45.6	42.8	47.0	53.3	41.9	51.6	51.5	50.9	52.0	48.0
NORM	71.7	76.2	71.2	67.5	66.9	68.8	72.5	75.2	71.0	70.1	72.6	80.4	68.0	68.6

DISTRICT 10

NR	434	465	539	549	562	569
DAG	GROOT AMMERS	OUD AL BLAS	NIJ MEGEN	CULEM BORG	TIEL	HEU MEN
1	8.5	9.0	10.7	15.7	21.7	9.7
2	2.1	2.4	0.7	1.3	1.8	2.0
3	1.3	1.1	6.0	1.6	1.8	1.0
4	0.3	0.6	0.3	0.5	0.8	0.1
5	.	0.5	.	0.7	.	0.1
6	0.1	.	.	0.2	.	.
7	1.8	2.2	6.4	3.6	4.1	1.8
8	4.0	0.7	2.8	2.6	2.0	2.8
9	0.1	.	.	.	.	.
10	.	.	.	.	.	.
11	.	.	.	.	.	.
12	0.2	.	.	.	.	.
13	7.0	9.8	5.1	6.2	6.2	6.4
14	1.1	0.3	0.9	0.7	1.0	.
15	0.1	.	.	.	.	.
16	0.2	.	.	.	.	.
17	0.3	.	0.5	0.2	0.1	0.3
18	0.2	0.4	0.3	0.9	.	0.2
19	.	.	.	.	.	.
20	.	.	.	.	.	.
21	3.3	4.8	2.2	2.9	2.8	2.6
22	.	.	0.7	0.1	.	1.2
23	.	0.2	0.2	0.1	.	0.3
24	0.1	.	1.7	0.5	.	0.8
25	0.5	0.8	.	0.2	.	0.2
26	3.0	5.0	1.2	1.8	1.8	1.4
27	19.3	21.8	22.3	32.4	26.0	18.0
28	12.2	3.9	1.6	3.2	8.2	0.4
29	3.8	5.0	1.7	1.5	1.3	0.3
30	9.6	14.0	5.2	5.9	3.1	4.9
I	18.2	16.5	26.9	26.2	32.2	17.5
NORM	30.0	32.7	26.8	29.1	26.5	26.0
II	9.1	10.5	6.8	8.0	7.3	6.9
NORM	28.8	31.3	25.0	24.9	25.7	24.6
III	51.8	55.5	36.8	48.6	43.2	30.1
NORM	22.7	24.3	20.0	19.9	20.1	21.4
MND	79.1	82.5	70.5	82.8	82.7	54.5
NORM	81.6	88.3	71.9	73.8	72.3	72.0

DISTRICT 10

NR	584	589	830	835	836	840	910	917
DAG	GELDER MALSEN	ZET TEN	HER WIJNEN	ANDEL	GORIN CHEM	NIEU WEN DIJK	AMMER ZODEN	ZALT BOMMEL
1	19.4	11.5	18.2	12.9	11.8	12.3	15.9	16.0
2	1.2	1.6	2.2	2.9	2.2	1.4	1.6	1.1
3	0.7	2.8	0.4	2.5	0.5	0.3	0.7	3.6
4	0.4	.	0.2	0.5	0.2	0.2	.	.
5	2.6	.	0.1	0.2	.	0.3	3.6	1.8
6	0.2	0.2	.	.	.	0.1	0.1	0.2
7	1.6	4.7	2.2	1.3	2.7	1.0	2.2	2.2
8	1.1	4.0	1.9	1.1	3.3	0.3	1.9	2.0
9	0.2	.	.	.	.	0.2	.	.
10	.	.	.	.	.	.	.	.
11	.	.	.	.	.	.	.	.
12	.	.	.	.	.	.	.	.
13	7.0	5.9	7.8	8.1	10.2	4.8	6.5	7.0
14	1.0	0.3	0.8	0.1	0.3	0.3	0.6	0.9
15	0.1	.	.	.	.	.	0.1	.
16	.	.	.	.	.	0.1	.	.
17	0.2	0.2	0.1	0.2	0.2	0.1	.	.
18	0.2	0.8	.	0.2	.	0.2	.	0.2
19	.	.	.	.	.	.	.	.
20	.	.	.	.	.	.	.	.
21	3.3	2.4	4.1	4.8	4.9	3.6	4.6	3.6
22	0.3	0.3	0.1	0.2	0.2	0.7	.	.
23	.	0.5	0.1	.	.	.	.	.
24	1.3	0.2	0.3	0.1	.	0.1	.	1.3
25	0.3	0.5	0.3	0.1	.	0.2	0.5	0.2
26	2.1	0.9	2.4	2.4	2.5	3.0	1.7	2.1
27	28.9	25.4	22.2	21.6	20.0	24.0	18.6	19.4
28	3.8	3.7	1.4	1.9	2.3	3.6	2.1	0.9
29	1.1	1.3	0.9	1.5	2.3	1.8	1.8	1.8
30	4.1	4.5	4.4	4.4	5.2	6.6	2.4	4.6
I	27.4	24.8	25.2	21.4	20.7	16.1	26.0	26.9
NORM	27.7	27.2	27.8	27.7	29.5	29.2	26.0	27.0
II	8.5	7.2	8.7	8.6	10.7	5.5	7.2	8.1
NORM	26.3	24.3	26.9	27.9	28.6	29.1	26.0	26.5
III	45.2	39.7	36.2	37.0	37.4	43.6	31.7	33.9
NORM	20.4	20.7	20.6	20.3	22.4	22.0	19.4	20.1
MND	81.1	71.7	70.1	67.0	68.8	65.2	64.9	68.9
NORM	74.4	72.2	75.3	76.0	80.5	80.3	71.5	73.6

DISTRICT 11

NR	446	447	462	471	705	733	735	736	737	738	740	741
DAG	GOEDE REEDE	DEN BOMMEL	DIRKS LAND	OUD DORP POLDER	BRES KENS	RIT THEM	KAPEL LE	BROU WERS HAVEN	KERK WERVE	BIER VLIET	ST KRUIS	STAVE NISSE
1	13.4	5.2	11.5	13.3	10.7	11.4	5.4	11.7	16.4	7.3	10.4	6.9
2	1.1	1.3	0.4	0.6	1.4	0.7	4.8	0.9	0.3	3.7	6.0	0.4
3	1.2	2.0	1.4	1.7	.	0.7	1.2	1.9	2.7	1.9	1.8	1.9
4	7.3	3.2	4.2	1.6	6.8	6.9	3.5	4.5	6.9	3.9	10.5	3.2
5	5.7	6.4	10.9	5.9	11.0	10.1	11.0	6.5	8.9	5.4	8.6	9.8
6	0.4	.	0.7	0.2	3.5	0.6	0.7	1.1	0.7	2.4	2.2	0.9
7	1.2	1.2	1.5	0.8	2.0	2.1	2.1	1.9	1.5	0.9	1.1	1.4
8	.	2.0	1.0	0.1	.	.	0.3	0.1	.	.	0.1	.
9	.	.	0.1	.	0.2	.	0.1	0.2	.	.	0.1	.
10	.	0.1	.	0.1	.	.	.	.	.	.	0.1	.
11	.	.	.	.	.	.	.	0.4	0.1	.	0.1	.
12	.	0.4	.	0.1	.	1.1	0.1	.	0.4	.	0.2	.
13	8.7	5.9	8.1	6.7	5.7	6.6	6.6	6.3	4.6	7.5	7.3	4.9
14	0.5	0.2	0.5	0.4	2.9	2.3	0.7	1.8	0.8	1.8	1.4	0.5
15	.	.	.	.	.	.	0.2	.	0.2	.	0.1	.
16	.	0.1	.	.	0.1	0.2	0.2	.	.	.	.	.
17	.	0.4	0.2	0.3	0.2	0.1	0.7	0.9	0.5	0.5	0.2	0.3
18	.	0.1	0.2	.	0.3	.	0.3	.	0.1	.	0.1	0.8
19	.	.	.	.	.	.	0.1	.	.	.	.	.
20	.	.	.	.	.	.	.	.	.	.	.	.
21	3.0	5.6	4.6	3.0	5.8	5.1	4.8	2.3	4.9	6.0	5.1	5.3
22	0.7	0.4	0.7	0.7	1.1	1.0	1.7	0.4	0.3	0.5	1.0	3.2
23	0.9	0.9	0.3	0.4	0.2	0.1	0.1	0.5	0.3	.	0.1	0.3
24	.	.	0.5	0.2	.	.	0.3	0.2	0.6	0.6	0.8	.
25	2.7	1.0	1.5	1.4	1.1	1.3	1.4	1.5	3.1	.	0.5	1.4
26	5.8	2.7	4.4	2.0	3.3	4.2	5.3	2.5	4.8	2.8	6.0	4.2
27	15.5	26.9	26.6	16.3	18.2	17.3	22.3	18.8	23.8	19.0	21.3	31.4
28	16.8	10.1	10.4	21.6	17.0	15.8	7.5	19.0	17.1	8.8	10.6	11.4
29	8.8	9.8	9.4	6.7	17.3	19.8	8.9	10.0	10.5	17.1	16.7	8.3
30	4.8	8.3	6.7	3.5	5.0	6.4	7.2	3.0	3.2	8.4	8.2	4.8
I	30.3	21.4	31.7	24.3	35.6	32.5	29.1	28.8	37.4	25.5	40.9	24.5
NORM	31.5	30.6	30.2	30.6	27.0	27.8	33.8	30.9	31.2	28.3	28.5	30.2
II	9.2	7.1	9.0	7.5	9.2	10.3	8.9	9.4	6.7	9.8	9.4	6.5
NORM	31.1	32.9	31.2	29.6	31.5	31.1	34.1	30.4	31.3	32.4	30.9	32.1
III	59.0	65.7	65.1	55.8	69.0	71.0	59.5	58.2	68.6	63.2	70.3	70.3
NORM	27.3	25.0	26.6	26.9	26.3	26.3	27.6	26.3	27.2	27.5	29.6	24.5
MND	98.5	94.2	105.8	87.6	113.8	113.8	97.5	96.4	112.7	98.5	120.6	101.3
NORM	89.9	88.6	88.0	87.1	84.8	85.2	95.6	87.7	89.8	88.2	89.0	86.9

NOVEMBER 2021

NEERSLAG 8-8 UUR (MM)

DISTRICT 11

NR	742	743	744	746	747	749	750	751	752	754	755	756	757	758	760	761	762	763	764	767	770
DAG	TER NEU ZEN	NOORD GOUWE	ANNA JACOBA POLDER	WEST KAPEL LE	KRAB BEN DIJKE	WILHEL MINA DORP	RIL LAND	VROU WEN POLDER	HAAM STEDE	OVE ZANDE	KORT GENE	MIDDEL BURG	THOLEN	WOL PH'RTS DIJK	'S HEE REN HOEK	PHI LIP PINE	SCHOON DIJKE	CAD ZAND	KLOOS TER ZANDE	KA PELLE BRUG	WEST DORPE
1	4.7	15.3	5.3	7.2	5.5	6.4	8.4	8.2	7.6	6.4	15.2	11.1	4.4	9.9	7.8	8.0	11.2	9.8	4.8	14.4	5.5
2	3.4	0.3	1.5	2.7	2.8	1.6	2.7	1.8	0.3	4.7	1.2	0.9	3.6	2.4	1.6	5.4	2.9	2.0	3.4	4.5	1.9
3	0.4	1.1	1.4	2.0	2.2	3.2	0.8	3.6	1.9	.	6.8	1.2	2.7	0.5	1.3	0.9	0.4	1.6	0.3	0.7	0.7
4	3.8	2.5	2.0	5.6	0.3	3.1	3.5	6.9	6.8	4.1	4.8	7.4	7.9	7.4	5.8	4.9	4.2	7.9	0.4	2.3	4.2
5	9.0	6.2	9.8	10.4	5.8	13.0	7.3	12.8	6.8	7.5	12.4	15.3	6.4	4.6	7.7	4.6	11.3	17.1	8.2	9.0	6.9
6	.	.	0.3	0.2	0.3	0.6	1.6	0.7	2.1	0.7	2.2	0.3	0.8	1.4	0.4	1.3	2.5	2.4	0.7	0.6	.
7	1.1	1.8	1.9	1.3	1.1	3.2	0.5	2.4	2.2	1.4	2.9	3.0	1.0	3.1	2.3	1.4	2.0	2.3	0.8	0.4	0.5
8	.	0.5	.	.	.	.	.	.	0.2	.	.	.	0.3	.	.	.	.	.	0.1	.	0.5
9	.	.	.	0.2	.	.	.	.	.	.	.	.	.	.	.	.	.	.	.	.	.
10	.	.	.	0.3	.	.	.	.	.	.	.	.	.	.	.	.	.	.	.	.	.
11	.	.	.	0.3	.	.	.	0.7	0.8	.	.	.	.	.	.	.	.	.	.	.	.
12	.	.	.	0.1	.	.	.	.	0.1	1.2	.	0.5	.	0.3	0.5	.	.	.	.	.	.
13	4.9	6.1	3.0	7.0	5.4	4.8	5.1	9.2	3.3	5.8	6.8	7.7	6.8	6.8	7.5	4.1	1.4	5.1	3.4	2.8	3.2
14	1.0	0.3	1.0	1.4	1.3	0.3	1.3	2.8	0.3	2.5	2.9	2.9	.	2.0	1.1	1.1	.	1.8	1.5	1.6	2.1
15	0.1	.	.	.	.	.	.	.	0.1	.	.	.	.	.	.	.	.	.	.	.	.
16	.	.	.	.	0.2	.	.	.	0.1	.	.	.	0.4	.	.	0.2	.	.	.	.	.
17	.	1.0	0.6	0.1	0.4	0.6	.	.	0.2	0.4	0.8	0.4	0.3	1.0	0.5	0.1	.	.	0.2	.	.
18	.	.	.	.	0.3	0.2	0.4	0.7	0.1	.	.	.	0.4	.	.	.	.	.	0.1	.	.
19	.	.	.	.	.	.	.	.	.	.	0.6	.	.	0.5	.	.	.	.	0.1	.	.
20	.	.	.	.	.	.	.	0.1	.	.	.	.	.	.	.	.	.	.	.	.	.
21	6.0	2.0	3.6	3.2	4.0	5.5	5.8	5.7	3.9	5.8	4.2	5.0	3.6	8.2	6.5	5.8	6.7	6.7	5.8	6.1	3.2
22	0.5	0.8	0.9	4.7	1.0	0.6	.	2.1	1.3	0.2	0.8	0.9	0.5	.	0.6	0.5	1.1	6.8	0.5	1.7	0.5
23	.	0.4	0.1	0.3	0.4	0.2	0.1	0.7	0.4	0.7	1.0	0.3	0.2	1.1	1.1	0.2	.	.	.	.	0.2
24	.	0.4	1.6	2.5	0.2	0.3	0.8	.	.	0.2	0.8	0.2	0.7	.	0.3	0.3	.	1.8	0.1	0.6	0.2
25	0.8	1.3	3.9	1.5	0.7	1.2	0.6	3.9	1.2	1.8	2.2	0.9	0.7	2.2	1.8	0.3	0.3	1.8	1.3	0.9	0.8
26	6.1	2.6	4.0	2.5	3.1	4.8	2.1	4.0	2.6	5.6	5.8	4.5	2.2	6.2	4.5	5.0	2.4	3.0	5.0	8.6	4.4
27	20.6	21.0	24.5	24.0	20.9	24.8	22.3	23.5	25.5	19.0	27.2	18.4	33.2	19.3	19.8	16.9	17.1	14.9	22.4	10.9	13.8
28	10.2	14.8	5.1	22.6	4.8	8.3	2.4	18.3	16.8	10.8	13.6	18.4	2.4	20.3	12.2	10.7	9.7	20.0	1.6	8.8	6.0
29	11.3	9.3	11.0	10.3	8.9	12.0	11.2	11.3	10.8	14.7	8.6	18.3	10.2	9.6	13.1	15.2	29.4	14.4	7.7	7.6	11.0
30	14.0	3.0	4.7	4.6	4.5	5.9	8.4	3.8	3.6	8.5	5.6	5.9	3.5	5.6	7.5	10.8	8.1	5.0	6.1	7.5	8.9
I	22.4	27.7	22.2	29.9	18.0	31.1	24.8	36.4	27.9	24.8	45.5	39.2	27.1	29.3	26.9	26.5	34.5	43.1	18.7	31.9	20.2
NORM	28.6	29.4	30.2	28.6	30.6	31.4	30.8	29.4	29.5	30.3	30.0	30.0	29.9	31.4	30.9	29.1	29.7	27.3	29.9	29.3	27.6
II	6.0	7.4	4.6	8.9	7.6	5.9	6.8	13.5	5.0	9.9	11.1	11.5	7.9	10.6	9.6	5.5	1.4	6.9	5.3	4.4	5.3
NORM	30.3	29.2	32.0	31.5	33.7	33.0	31.8	32.0	30.3	32.6	30.9	31.3	31.3	33.9	32.4	31.6	32.7	31.6	32.2	31.3	29.3
III	69.5	55.6	59.4	76.2	48.5	63.6	53.7	73.3	66.1	67.3	69.8	72.8	57.2	72.5	67.4	65.7	74.8	74.4	50.5	52.7	49.0
NORM	24.3	23.1	25.3	29.4	26.5	27.2	25.4	30.3	28.1	27.1	26.9	27.6	25.3	28.8	27.7	27.4	28.8	28.6	26.0	24.2	25.0
MND	97.9	90.7	86.2	115.0	74.1	100.6	85.3	123.2	99.0	102.0	126.4	123.5	92.2	112.4	103.9	97.7	110.7	124.4	74.5	89.0	74.5
NORM	83.2	81.7	87.4	89.5	90.8	91.6	87.9	91.7	87.9	90.0	87.9	88.9	86.5	94.1	90.9	88.1	91.2	87.5	88.1	84.7	81.9

DISTRICT 12

NR	828	829	832	833	834	837	838	839	841
DAG	OUDEN BOSCH	ZUN DERT	BERGEN O/ZOOM	OOS TER HOUT	CHAAM	STEEN BERGEN	GINNE KEN	HOOGER HEIDE	KLUN DERT
1	7.0	11.2	6.9	7.0	13.8	6.7	8.5	15.3	17.2
2	2.2	4.3	3.5	3.4	3.6	3.7	2.7	2.3	3.9
3	1.2	0.2	1.4	0.2	0.1	1.8	0.2	1.0	0.7
4	3.8	.	10.9	0.1	0.1	7.5	.	5.5	4.9
5	3.5	0.3	6.5	0.2	0.5	8.9	0.2	5.1	3.5
6	.	0.2	1.1	0.1	.	0.3	.	0.1	.
7	1.6	1.1	0.9	1.3	1.5	1.4	1.0	0.8	1.6
8	1.3	0.7	.	1.3	1.5	0.9	1.0	0.1	0.8
9	.	.	.	0.1	0.1	.	.	.	.
10	.	.	.	.	.	.	.	.	.
11	.	.	.	.	.	.	.	.	.
12	.	.	.	.	.	.	.	.	.
13	4.6	6.2	6.0	5.5	5.7	4.2	5.0	4.5	7.2
14	0.3	1.7	.	0.8	1.5	0.1	0.5	0.7	0.5
15	.	.	.	.	0.1	.	.	.	.
16	.	0.3	.	.	0.2	.	.	0.1	.
17	.	0.2	0.2	.	0.2	0.1	.	0.1	.
18	.	0.1	.	.	.	.	.	.	0.5
19	.	.	.	.	.	.	.	.	.
20	.	.	.	0.2	.	.	.	.	.
21	4.2	3.5	3.7	2.3	5.2	2.8	4.2	4.9	4.7
22	.	0.7	0.1	0.6	0.2	1.0	0.3	1.5	.
23	.	0.2	0.1	0.1	0.2	.	.	.	.
24	0.6	0.6	0.3	.	0.2	0.6	0.3	0.2	0.5
25	0.4	0.3	0.5	0.1	0.1	0.4	0.2	0.5	0.5
26	2.0	1.4	2.6	1.7	1.6	1.9	4.0	3.1	3.3
27	18.0	22.5	30.0	17.3	23.8	28.9	21.1	20.0	23.0
28	4.4	2.5	2.2	4.8	3.7	2.1	4.5	2.1	1.4
29	3.3	2.4	2.5	2.4	2.6	5.0	2.5	1.7	4.5
30	6.3	6.2	6.3	9.7	7.3	4.6	4.1	5.2	7.2
I	20.6	18.0	31.2	13.7	21.2	31.2	13.6	30.2	32.6
NORM	29.8	27.9	29.2	30.7	26.0	30.8	29.1	28.9	29.1
II	4.9	8.5	6.2	6.5	7.7	4.4	5.5	5.4	8.2
NORM	32.4	30.7	31.0	30.3	27.1	33.3	30.3	31.8	31.1
III	39.2	40.3	48.3	39.0	44.9	47.3	41.2	39.2	45.1
NORM	23.3	23.9	23.7	23.0	21.7	24.4	22.8	25.3	23.5
MND	64.7	66.8	85.7	59.2	73.8	82.9	60.3	74.8	85.9
NORM	85.6	82.5	83.9	84.1	74.8	88.5	82.2	85.9	83.7

DISTRICT 13

NR	827	831	843	844	892	896	899	901	903	904	905
DAG	TIL BURG	ES BEEK	GILZE RIJEN	CA PELLE	GIERS BER GEN	HEL MOND	GEMERT	NU LAND	MEGEN	SOME REN	ST ANTHO NIS
1	17.5	15.6	16.2	12.0	16.7	9.6	9.3	13.5	16.2	13.2	15.9
2	2.4	2.1	4.4	3.3	1.6	2.1	1.7	3.8	2.1	2.0	0.9
3	1.5	0.2	0.4	.	0.7	1.6	1.5	2.5	.	3.0	2.7
4	0.4	0.2	0.1	.	0.3	0.1	.	0.7	.	0.2	0.1
5	7.3	4.4	0.6	0.2	2.6	0.2	.	0.7	.	0.5	0.8
6	.	0.5	.	.	0.3	0.7	.	.	.	1.4	.
7	2.4	1.4	1.5	1.0	2.6	0.5	1.8	1.6	2.1	0.8	1.3
8	0.6	1.3	1.4	0.5	0.9	0.6	1.8	2.0	1.8	0.1	1.8
9	.	.	0.2	.	.	.	.	.	.	.	.
10	.	.	.	.	.	0.1	.	.	.	.	.
11	.	.	.	.	.	.	.	.	.	.	.
12	.	.	.	.	.	0.1	.	.	.	.	.
13	6.4	10.9	7.1	9.0	7.4	6.4	8.1	6.6	8.8	6.1	6.5
14	0.6	0.9	1.3	0.2	.	0.1	2.0	.	1.1	0.4	0.2
15	.	.	0.1	0.2	0.4	.	.	.	.	.	.
16	.	0.1	0.2	.	.	0.1	0.1	.	.	0.1	.
17	.	0.3	0.3	.	.	0.1	0.2	0.8	0.8	0.2	0.2
18	.	0.2	0.2	.	.	.	.	.	0.3	0.2	0.5
19	.	.	.	.	0.4	0.1	.	.	.	0.3	.
20	.	.	.	.	.	.	.	.	.	.	.
21	2.4	2.5	5.4	4.3	2.4	2.1	2.7	3.4	1.8	2.0	2.2
22	.	2.0	0.6	.	1.2	0.5	0.3	.	.	.	0.3
23	.	0.1	0.1	0.1	.	0.1	0.1	0.5	.	0.2	0.2
24	1.3	.	0.1	0.1	0.7	0.1	0.7	0.4	.	0.9	0.3
25	.	.	.	0.1	.	0.2	.	0.1	0.1	.	.
26	1.3	0.7	1.5	0.9	1.0	0.8	0.7	0.4	2.0	0.6	0.9
27	12.3	16.9	21.0	15.0*	13.4	8.8	12.5	22.2	28.0	6.1	11.2
28	5.3	1.7	3.7	2.0	2.0	0.5	0.4	2.5	4.6	0.3	0.9
29	0.7	1.7	2.4	2.5	1.6	1.3	1.1	4.8	3.5	1.5	1.9
30	7.3	7.4	9.5	6.5	4.2	3.4	2.3	4.5	2.6	2.6	4.1
I	32.1	25.7	24.8	17.0	25.7	15.5	16.1	24.8	22.2	21.2	23.5
NORM	27.7	26.9	28.2	25.1	25.9	25.3	25.3	27.0	26.1	25.3	25.3
II	7.0	12.4	9.2	9.4	8.2	6.9	10.4	7.4	11.0	7.3	7.4
NORM	28.6	29.1	30.8	26.5	26.3	25.9	25.8	26.6	24.2	24.8	26.3
III	30.6	33.0	44.3	31.5*	26.5	17.8	20.8	38.8	42.6	14.2	22.0
NORM	21.2	22.0	22.8	20.0	21.0	20.0	19.2	20.2	20.5	17.8	20.2
MND	69.7	71.1	78.3	57.9	60.4	40.2	47.3	71.0	75.8	42.7	52.9
NORM	77.4	78.0	81.8	71.7	73.7	71.2	70.2	73.9	70.8	68.0	71.8

NOVEMBER 2021

NEERSLAG 8-8 UUR (MM)

	DISTRICT 13												DISTRICT 14							
NR	906	907	908	909	911	912	914	915	918	919	920	926	883	897	913	921	922	923	961	964
DAG	OIR SCHOT	BOX TEL	DEURNE	MILL	DIN THER	LEENDE	OSS	EERSEL	MAAR HEEZE	EIND HOVEN VB	VOLKEL	WAALRE	SEVE NUM	VENLO	IJSSEL STEYN	VENRAY	SIEBEN GE WALD	ARCEN	ROER MOND	WEERT
1	8.7	10.8	13.9	9.0	9.8	11.1	12.0	9.6	15.3	9.8	10.0	8.9	11.5	8.2	16.8	11.2	20.8	9.8	7.2	15.8
2	2.0	3.6	2.7	2.0	3.0	2.5	1.9	0.9	1.5	2.9	1.9	0.3	1.2	0.1	2.8	2.0	1.3	1.4	0.1	2.1
3	0.4	2.8	2.8	1.8	1.0	2.6	2.5	0.3	4.0	0.2	1.8	0.8	3.8	2.1	1.2	1.1	1.7	3.0	0.9	1.8
4	0.2	0.3	.	.	.	0.3	.	.	0.2	0.1	0.1	0.2	0.5	1.5	0.2	0.2	0.1	0.7	1.8	0.4
5	.	0.2	.	.	1.1	0.7	.	0.8	0.3	0.5	.	0.8	0.6	0.1	1.6	0.9	0.5	0.5	0.5	0.8
6	.	.	0.5	.	.	0.2	.	0.2	.	.	0.1	0.2	0.1	.	.	.	0.1	.	3.8	0.1
7	0.4	2.9	0.6	1.6	1.1	0.9	1.5	1.1	1.1	0.8	1.0	0.9	0.5	0.4	0.9	1.5	1.5	1.5	0.4	1.4
8	1.1	0.3	1.7	2.0	1.4	0.4	1.7	0.4	0.4	1.3	1.1	0.4	1.7	0.4	1.2	1.4	2.0	2.9	0.6	1.0
9	.	.	.	0.2	.	0.1	.	.	.	.	.	.	.	.	.	.	0.1	.	.	0.1
10	.	.	.	.	.	.	.	.	.	.	.	.	.	.	.	.	0.2	.	.	0.1
11	.	.	.	.	.	0.1	.	.	.	.	.	0.1	.	.	.	.	0.1	.	.	0.2
12	.	.	.	.	.	.	.	.	.	.	.	.	.	.	.	.	0.2	0.1	.	0.2
13	5.9	6.5	5.5	4.7	6.2	3.4	6.7	4.8	2.6	9.0	6.5	4.0	4.9	3.9	6.3	5.5	5.5	4.6	2.0	3.6
14	0.5	0.2	0.6	2.6	.	4.1	.	1.0	4.8	1.5	0.2	1.5	0.2	1.8	0.7	1.0	0.8	0.8	4.6	6.2
15	.	.	.	.	.	.	.	.	.	.	0.3	.	.	0.1	.	.	.	.	.	0.2
16	.	.	.	.	.	0.2	.	.	0.4	0.1	0.3	0.4	.	0.2	.	.	.	0.2	0.2	0.1
17	0.2	.	0.3	0.2	1.6	0.5	0.1	0.5	0.6	0.3	0.2	0.4	0.1	0.3	0.3	0.5	0.6	0.4	0.4	0.8
18	0.1	0.2	.	.	0.7	0.1	.	.	.	0.1	.	0.1	.	0.2	0.3	.	0.3	0.2	0.5	0.2
19	.	.	.	.	.	0.4	.	0.1	0.4	0.1	.	0.2	0.1	0.3	0.2	0.3	0.2	0.4	0.3	0.5
20	.	.	.	.	.	.	.	.	.	.	.	.	.	.	.	.	0.1	.	0.2	0.1
21	1.8	3.1	1.9	3.6	3.3	1.7	2.3	2.0*	1.6	3.1	2.2	2.0	0.8	1.7	1.2	1.7	2.3	1.7	2.0	1.7
22	0.2	0.3	0.7	0.2	.	0.2	0.3	0.8	0.3	0.2	0.3	0.3	0.3	.	0.5	0.4	0.4	0.1	0.5	0.2
23	.	0.1	.	0.3	.	0.1	.	0.4	0.2	0.1	0.2	0.2	.	1.2	.	0.2	0.2	0.6	.	0.3
24	0.3	.	0.4	0.2	0.7	0.1	0.2	.	0.6	0.3	0.3	0.1	0.8	0.2	0.3	.	0.1	0.3	1.0	0.7
25	0.1	0.1	.	.	0.2	.	0.1	0.1	.	0.2	0.6	0.2	.	0.1	.	.	.	.	.	0.1
26	0.5	0.7	0.9	1.2	0.8	0.9	1.0	0.9	1.2	0.6	1.6	0.8	1.3	0.5	2.1	1.4	1.0	0.6	1.1	1.5
27	18.7	21.4	6.3	15.1	23.0	6.9	22.8	11.7	5.4	17.7	14.5	6.9	5.4	6.0	6.3	7.4	8.8	5.7	3.6	7.6
28	0.5	0.8	0.3	0.8	1.5	0.8	1.5	2.4	0.4	1.1	0.3	1.2	0.1	.	0.8	.	0.9	.	0.4	0.2
29	0.9	0.5	1.4	0.6	0.9	1.6	1.0	2.1	1.7	1.1	0.4	1.1	0.7	1.8	3.1	0.2	1.6	.	1.6	1.5
30	5.8	4.7	2.3	5.1	4.5	2.8	4.3	5.1	2.9	4.2	4.0	3.1	1.9	2.6	1.3	3.3	3.5	3.8	1.7	3.6
I	12.8	20.9	22.2	16.6	17.4	18.8	19.6	13.3	22.8	15.6	16.0	12.5	19.9	12.8	24.7	18.3	28.3	19.8	15.3	23.6
NORM	24.3	24.6	24.6	26.4	24.4	26.1	24.5	26.7	24.2	25.8	26.8	25.5	25.2	24.3	24.1	24.7	26.0	25.8	22.4	23.9
II	6.7	6.9	6.4	7.5	8.5	8.8	6.8	6.4	8.8	11.1	7.5	6.7	5.3	6.8	7.8	7.3	7.8	6.7	8.2	12.1
NORM	26.5	25.9	24.3	26.4	26.1	27.0	24.0	26.3	25.4	25.6	26.9	27.6	25.6	26.9	25.3	25.2	23.5	23.3	23.4	24.9
III	28.8	31.7	14.2	27.1	34.9	15.1	33.5	25.5*	14.3	28.6	24.4	15.9	11.3	14.1	15.6	14.6	18.8	12.8	11.9	17.4
NORM	19.6	19.6	17.8	20.3	19.0	18.1	18.9	21.0	17.1	18.8	20.9	20.7	17.0	18.5	18.3	18.3	21.0	20.0	16.2	17.4
MND	48.3	59.5	42.8	51.2	60.8	42.7	59.9	45.2	45.9	55.3	47.9	35.1	36.5	33.7	48.1	40.2	54.9	39.3	35.4	53.1
NORM	70.3	70.1	66.7	73.1	69.5	71.2	67.4	74.0	66.7	70.3	74.7	73.9	67.8	69.7	67.8	68.3	70.5	70.3	62.0	66.2

	DISTRICT 14			DISTRICT 15												
NR	967	970	983	962	963	965	966	968	969	971	973	974	979	980	981	982
DAG	HEI BLOEM	STRAMP ROY	KESSEL EIK	UBACHS BERG	VAL KEN BURG	SCHAES BERG	SCHIN NEN	VAALS	STEIN	NOOR BEEK	BEEK	BUCH TEN	ECHT	EPEN	OOST-MAAR LAND	SCHIN VELD
1	12.1	13.0	9.5	8.4	9.5	11.6	5.7	11.8	9.9	11.7	5.5	5.6	5.3	12.3	7.3	3.6
2	1.7	2.8	0.9	.	0.7	0.2	1.4	0.4	.	.	0.3	.	.	0.4	0.1	.
3	1.9	1.2	2.2	2.1	2.5	0.9	1.0	0.8	0.9	1.7	0.7	1.1	0.6	1.2	0.8	0.5
4	1.1	0.5	0.9	3.2	4.0	5.2	6.2	5.0	3.7	3.8	5.0	2.4	3.4	5.8	4.5	3.0
5	0.8	0.8	0.3	1.4	2.2	1.1	2.5	3.1	2.3	3.5	2.9	0.7	0.7	2.1	3.5	0.5
6	5.1	.	0.4	0.5	0.2	.	.	.	0.9	0.5	0.4	0.1	.	0.9	.	.
7	0.5	1.1	0.4	0.6	0.5	0.8	1.0	1.0	1.5	0.9	1.3	1.0	0.3	1.3	0.1	0.2
8	0.6	0.7	0.8	1.4	0.2	1.6	2.3	0.2	0.8	0.4	0.7	1.9	0.5	0.7	0.5	1.5
9	.	.	.	.	.	.	.	.	.	.	.	.	.	.	.	.
10	.	.	.	.	.	.	.	.	.	.	.	.	.	.	.	.
11	.	.	0.1	.	0.3	.	.	.	.	.	.	.	.	.	.	.
12	.	.	.	.	.	.	.	.	.	.	.	.	.	.	.	.
13	4.8	2.6	4.3	3.2	3.2	5.3	2.5	3.3	4.3	3.4	6.7	3.2	2.0	3.6	3.2	2.2
14	1.9	2.2	0.9	5.2	3.9	3.8	5.5	4.9	1.4	2.3	1.3	2.7	3.7	3.5	3.6	2.4
15	.	.	.	.	0.2	0.1	.	.	.	0.1	.	.	.	.	.	.
16	.	0.1	0.2	0.8	0.5	1.2	1.0	0.9	0.3	0.7	1.5	0.4	0.2	0.6	0.1	0.5
17	0.5	0.7	0.5	0.5	0.5	0.4	.	0.8	0.4	0.6	0.8	0.4	0.6	0.8	0.1	0.3
18	.	0.2	0.2	.	0.2	0.7	.	0.2	1.0	0.7	0.3	0.5	0.3	0.5	0.4	0.2
19	0.2	0.2	0.3	0.9	0.6	0.7	1.5	0.9	0.4	0.9	0.3	0.3	0.4	0.7	0.2	.
20	.	.	0.1	.	0.4	0.2	.	0.3	0.1	0.3	0.2	.	.	0.3	0.3	.
21	1.6	1.2	1.4	0.9	0.9	1.0	1.0	0.8	1.1	2.0	0.8	0.7	1.7	0.6	1.8	1.0
22	0.5	0.3	0.3	1.8	2.7	2.0	1.2	2.8	1.0	3.1	1.8	0.7	0.4	2.3	1.4	0.5
23	0.3	0.5	0.4	.	0.3	0.2	.	0.3	.	.	0.1	0.2	.	.	.	.
24	.	0.7	0.3	.	.	0.2	.	0.3	0.5	0.2	0.3	0.5	0.8	0.2	.	0.2
25	.	.	.	.	.	.	.	.	.	.	.	0.1	.	.	.	0.5
26	1.5	1.0	0.7	0.6	0.6	1.2	1.0	1.8	0.3	0.3	0.5	0.5	0.4	0.9	0.2	.
27	6.0	5.7	5.0	1.9	2.3	3.2	3.1	2.7	4.1	1.8	3.3	6.0	3.8	2.7	1.9	1.3
28	0.3	0.2	.	0.4	0.2	0.2	.	0.2	.	0.5	0.1	0.4	.	0.2	0.3	.
29	1.7	1.0	0.7	1.3	0.6	1.9	0.2	1.4	0.2	2.0	0.4	0.5	0.8	2.2	1.1	1.5
30	1.3	2.6	1.5	3.8	5.0	5.1	3.0	8.3	3.9	4.4	3.8	2.1	2.7	8.7	4.3	2.4
I	23.8	20.1	15.4	17.6	19.8	21.4	20.1	22.3	20.0	22.5	16.8	12.8	10.8	24.7	16.8	9.3
NORM	23.7	24.0	22.1	23.8	25.5	24.0	25.1	26.1	24.0	24.4	22.9	21.5	20.3	25.3	19.1	21.3
II	7.4	6.0	6.6	10.6	9.8	12.4	10.5	11.3	7.9	9.0	11.1	7.5	7.2	10.0	7.9	5.6
NORM	25.3	24.3	25.0	27.4	28.4	26.5	29.0	31.9	27.1	28.2	26.6	24.2	22.1	29.6	25.6	22.8
III	13.2	13.2	10.3	10.7	12.6	15.0	9.5	18.6	11.1	14.3	11.1	11.7	10.6	17.8	11.0	7.4
NORM	17.3	17.0	17.6	17.3	17.8	17.6	18.9	20.9	18.1	18.1	17.0	16.2	14.5	19.1	17.1	16.2
MND	44.4	39.3	32.3	38.9	42.2	48.8	40.1	52.2	39.0	45.8	39.0	32.0	28.6	52.5	35.7	22.3
NORM	66.4	65.3	64.8	68.6	71.7	68.1	73.0	79.0	69.1	70.7	66.5	62.0	56.9	74.0	61.7	60.3

NOVEMBER 2021

REFERENTIE-GEWASVERDAMPING VOLGENS MAKKINK (MM)

NR	270	277	286	249	269	279	215	240	275	290	344	356	283	319	323	350	370	375	377	391
DAG	LEEU WARDEN	LAU WERS OOG	NIEUW BEERTA	BERK HOUT	LELY STAD	HOOGE VEEN	VOOR SCHO TEN	SCHIP HOL	DEE LEN	TWEN THE	R'DAM	HER WIJNEN	HUP SEL	WEST DORPE	WILHEL MINA DORP	GILZE RIJEN	EIND HOVEN	VOLKEL	ELL	ARCEN
1	1.0	1.0	0.9	1.1	0.9	0.9	1.0	1.1	0.8	0.8	1.0	1.1	0.9	0.8	0.7	1.0	0.8	0.9	1.0	0.9
2	0.3	0.3	0.5	0.3	0.4	0.5	0.2	0.2	0.4	0.7	0.3	0.3	0.6	0.5	0.5	0.4	0.3	0.4	0.5	0.4
3	0.5	0.6	0.3	0.6	0.3	0.3	0.8	0.6	0.5	0.4	0.7	0.4	0.3	0.8	0.9	0.5	0.4	0.3	0.3	0.2
4	0.4	0.7	0.6	0.7	0.7	0.6	0.6	0.7	0.5	0.5	0.7	0.5	0.3	0.5	0.5	0.5	0.4	0.4	0.4	0.3
5	0.6	0.6	0.5	0.7	0.7	0.6	0.9	0.6	0.7	0.5	0.8	0.8	0.5	0.7	0.6	0.7	0.7	0.7	0.8	0.7
6	0.3	0.3	0.3	0.4	0.3	0.2	0.3	0.3	0.4	0.4	0.4	0.5	0.4	0.5	0.5	0.5	0.5	0.5	0.6	0.4
7	0.6	0.6	0.7	0.7	0.7	0.6	0.7	0.6	0.6	0.5	0.7	0.7	0.6	0.6	0.6	0.6	0.5	0.6	0.6	0.5
8	0.5	0.3	0.4	0.5	0.5	0.5	0.4	0.5	0.6	0.6	0.5	0.5	0.6	0.7	0.7	0.6	0.6	0.6	0.7	0.4
9	0.3	0.4	0.6	0.3	0.5	0.6	0.3	0.3	0.8	0.9	0.4	0.5	0.8	0.6	0.4	0.7	0.8	0.9	0.9	0.8
10	0.3	0.3	0.3	0.3	0.3	0.2	0.4	0.3	0.5	0.7	0.3	0.4	0.6	0.5	0.2	0.8	0.7	0.7	0.6	0.5
11	0.3	0.3	0.2	0.3	0.3	0.2	0.4	0.3	0.3	0.3	0.3	0.3	0.3	0.4	0.3	0.3	0.3	0.3	0.5	0.4
12	0.5	0.5	0.6	0.5	0.5	0.6	0.6	0.4	0.6	0.7	0.6	0.5	0.5	0.8	0.7	0.6	0.7	0.7	0.7	0.4
13	0.5	0.4	0.1	0.5	0.6	0.2	0.6	0.5	0.3	0.2	0.5	0.4	0.2	0.5	0.5	0.3	0.3	0.3	0.3	0.2
14	0.3	0.3	0.2	0.2	0.2	0.1	0.4	0.3	0.3	0.2	0.3	0.3	0.3	0.3	0.5	0.5	0.5	0.5	0.2	0.4
15	0.1	0.1	0.1	0.1	0.1	0.1	0.1	0.1	0.1	0.1	0.1	0.1	0.1	0.1	0.1	0.1	0.1	0.1	0.1	0.1
16	0.1	0.1	.	0.1	.	.	0.1	0.1	0.1	0.1	0.1	0.1	0.1	0.1	0.1	0.1	0.1	0.1	0.1	0.1
17	0.6	0.6	0.5	0.6	0.5	0.4	0.5	0.4	0.3	0.3	0.5	0.5	0.2	0.5	0.6	0.4	0.3	0.2	0.2	0.2
18	0.3	0.3	0.4	0.5	0.5	0.4	0.5	0.5	0.6	0.6	0.6	0.6	0.6	0.7	0.7	0.6	0.6	0.7	0.6	0.6
19	0.6	0.7	0.4	0.6	0.4	0.2	0.7	0.7	0.3	0.3	0.5	0.4	0.2	0.4	0.5	0.3	0.3	0.3	0.2	0.2
20	0.1	0.1	0.1	0.1	0.1	0.1	0.1	0.1	0.1	0.1	0.1	0.1	0.1	0.2	0.1	0.1	0.1	0.1	0.2	0.1
21	0.5	0.5	0.5	0.6	0.7	0.5	0.6	0.6	0.5	0.4	0.5	0.5	0.4	0.3	0.6	0.4	0.3	0.3	0.3	0.3
22	0.5	0.5	0.5	0.6	0.6	0.6	0.6	0.6	0.6	0.6	0.6	0.6	0.6	0.7	0.8	0.7	0.6	0.7	0.7	0.7
23	0.6	0.5	0.5	0.4	0.5	0.5	0.5	0.4	0.3	0.3	0.3	0.4	0.3	0.2	0.2	0.3	0.3	0.3	0.2	0.2
24	0.1	0.1	0.1	0.3	0.3	0.2	0.3	0.3	0.3	0.4	0.2	0.2	0.2	0.2	0.2	0.2	0.2	0.2	0.3	0.2
25	0.4	0.4	0.3	0.4	0.3	0.3	0.4	0.4	0.2	0.2	0.3	0.3	0.2	0.2	0.3	0.3	0.2	0.2	0.2	0.2
26	0.2	0.2	0.3	0.2	0.2	0.2	0.2	0.2	0.2	0.3	0.1	0.2	0.3	0.2	0.2	0.2	0.2	0.2	0.2	0.2
27	0.2	0.1	0.1	0.1	0.2	0.1	0.1	0.1	0.2	0.1	0.1	0.2	0.2	0.3	0.2	0.4	0.4	0.4	0.5	0.5
28	0.2	0.2	0.3	0.2	0.2	0.3	0.2	0.2	0.2	0.2	0.1	0.2	0.2	0.1	0.1	0.2	0.2	0.3	0.3	0.3
29	0.4	0.4	0.3	0.4	0.5	0.4	0.2	0.3	0.4	0.3	0.2	0.4	0.4	0.4	0.5	0.2	0.3	0.4	0.3	0.3
30	0.1	0.2	0.2	0.2	0.2	0.1	0.1	0.1	0.1	0.2	0.1	0.1	0.1	0.1	0.1	0.1	0.1	0.1	0.1	0.1
I	4.8	5.1	5.1	5.6	5.3	5.0	5.6	5.2	5.8	6.0	5.8	5.7	5.6	6.2	5.6	6.3	5.7	6.0	6.4	5.1
II	3.4	3.4	2.6	3.5	3.2	2.3	4.0	3.4	3.0	2.9	3.6	3.3	2.6	4.0	4.1	3.3	3.3	3.3	3.1	2.7
III	3.2	3.1	3.1	3.4	3.7	3.2	3.2	3.2	3.0	3.0	2.5	3.1	2.9	2.7	3.2	3.0	2.8	3.1	3.1	3.0
MND	11.4	11.6	10.8	12.5	12.2	10.5	12.8	11.8	11.8	11.9	11.9	12.1	11.1	12.9	12.9	12.6	11.8	12.4	12.6	10.8

NR	235	280	260	310	380	235	280	260	310	380	235	280	260	310	380
	REFERENTIE GEWASVERDAMPING (MM)					NEERSLAG 0-24 UUR (MM)					SNEEUWDAGEN (s) O- 24 UUR				
DAG	DE KOOY	EELDE	DE BILT	VLIS SIN GEN	MAAS TRICHT	DE KOOY	EELDE	DE BILT	VLIS SIN GEN	MAAS TRICHT	DE KOOY	EELDE	DE BILT	VLIS SIN GEN	MAAS TRICHT
1	0.9	0.9	0.9	0.6	1.1	4.3	.	0.8	0.8	0.2	.	.	.	.	.
2	0.4	0.4	0.3	0.6	0.5	13.4	0.4	0.5	1.4	0.4	.	.	.	.	.
3	0.7	0.3	0.5	1.0	0.2	2.0	.	.	3.5	5.3	.	.	.	.	.
4	0.7	0.7	0.5	0.5	0.3	12.9	0.1	1.8	10.7	2.3	.	.	.	.	.
5	0.7	0.6	0.7	0.6	0.6	0.1	0.8	0.0	3.7	0.0	.	.	.	.	.
6	0.3	0.3	0.3	0.6	0.6	1.6	2.9	1.5	1.8	0.0	.	.	.	.	.
7	0.6	0.7	0.7	0.7	0.5	2.8	11.8	1.9	0.0	0.6	.	.	.	.	.
8	0.4	0.4	0.5	0.9	0.9	0.8	0.5	0.2	.	0.0	.	.	.	.	.
9	0.2	0.5	0.4	0.4	0.9	0.0	.	.	.	.	.	.	.	.	.
10	0.2	0.3	0.2	0.2	0.7	0.5	0.3	.	.	.	.	.	.	.	.
11	0.4	0.3	0.3	0.2	0.8	2.9	0.1	0.1	1.0	.	.	.	.	.	.
12	0.5	0.6	0.4	0.8	0.8	3.7	0.6	0.2	1.2	.	.	.	.	.	.
13	0.5	0.3	0.4	0.4	0.2	3.7	1.7	11.4	9.8	6.0	.	.	.	.	.
14	0.2	0.2	0.2	0.4	0.3	0.0	.	.	.	.	.	.	.	.	.
15	0.1	0.1	0.1	0.2	0.1	0.0	0.0	.	0.0	0.0	.	.	.	.	.
16	0.1	0.1	0.1	0.1	0.1	0.0	0.0	0.0	0.0	0.2	.	.	.	.	.
17	0.5	0.5	0.4	0.7	0.1	1.5	0.5	0.9	0.1	0.6	.	.	.	.	.
18	0.4	0.4	0.6	0.7	0.6	.	0.0	.	.	.	.	.	.	.	.
19	0.8	0.4	0.4	0.6	0.1	.	.	.	.	0.2	.	.	.	.	.
20	0.1	0.1	0.1	0.1	0.1	0.3	0.0	1.7	1.0	0.0	.	.	.	.	.
21	0.5	0.5	0.7	0.5	0.2	2.2	2.3	3.4	5.3	2.3	.	.	.	.	.
22	0.6	0.5	0.6	0.7	0.5	0.4	0.1	.	.	.	.	.	.	.	.
23	0.5	0.5	0.4	0.3	0.2	0.7	1.0	1.4	0.0	0.1	.	.	.	.	.
24	0.1	0.2	0.2	0.2	0.3	2.8	.	.	.	.	.	.	.	.	.
25	0.4	0.3	0.3	0.3	0.2	1.8	2.1	1.6	3.2	0.0	.	.	.	.	.
26	0.1	0.3	0.2	0.1	0.2	27.0	2.7	9.8	14.5	2.2	.	s	.	.	.
27	0.2	0.1	0.1	0.3	0.5	2.7	5.3	18.0	13.2	0.8	.	s	.	s	.
28	0.2	0.2	0.2	0.1	0.1	7.6	2.4	0.5	17.6	0.5	.	s	.	s	.
29	0.4	0.4	0.5	0.5	0.2	9.1	1.7	1.1	2.7	0.8	.	s	.	s	.
30	0.2	0.2	0.1	0.1	0.1	6.6	5.9	19.7	6.0	7.3	.	.	.	.	.
I	5.1	5.1	5.0	6.1	6.3	38.4	16.8	6.7	21.9	8.8	.	.	.	.	.
NORM	4.9	4.5	4.9	5.8	5.5	31.2	26.3	31.8	27.2	21.8					
II	3.6	3.0	3.0	4.2	3.2	12.1	2.9	14.3	13.1	7.0	.	.	.	.	.
NORM	3.6	3.3	3.6	4.3	3.9	29.3	26.0	26.3	26.8	24.2					
III	3.2	3.2	3.3	3.1	2.5	60.9	23.5	55.5	62.5	14.0	.	s	.	s	.
NORM	2.8	2.6	2.9	3.4	3.3	22.9	17.7	22.0	24.9	16.2					
MND	11.9	11.3	11.3	13.4	12.0	111.4	43.2	76.5	97.5	29.8	.	s	.	s	.
NORM	11.3	10.4	11.3	13.4	12.6	83.5	70.0	80.0	78.9	62.2					

NEERSLAGGEMIDDELDEN PER DISTRICT (MM)

	D1	D2	D3	D4
I	45.6	26.1	27.0	31.5
II	15.7	9.8	6.9	14.9
III	44.0	29.7	28.5	48.9
MAAND	105.4	65.5	62.4	95.2
NORM	90.9	79.3	75.7	90.1

	D5	D6	D7	D8
I	19.6	22.6	30.2	26.9
II	9.0	4.3	11.9	7.1
III	26.2	26.0	57.3	38.2
MAAND	54.8	52.9	99.4	72.1
NORM	75.3	71.2	91.3	81.3

	D9	D10	D11	D12
I	18.9	23.3	29.4	23.6
II	4.6	8.1	7.8	6.4
III	25.9	40.8	64.1	42.7
MAAND	49.5	72.1	101.3	72.7
NORM	71.4	76.0	88.3	83.5

	D13	D14	D15	LAND
I	19.9	20.2	18.1	26.1
II	8.2	7.5	9.3	8.8
III	26.8	13.9	12.4	37.8
MAAND	54.9	41.6	39.8	72.7
NORM	72.0	67.2	67.8	79.8

HOOGSTE MAANDSOM 156.6 MM TE 454 Lisse

LAAGSTE MAANDSOM 22.3 MM TE 982 Schinveld

HOOGSTE DAGSOM 45.0 MM OP 29/11 TE 226 Wijk aan Zee

NORMALEN: TIJDVAK 1991-2020

Kaart met meteorologische stations

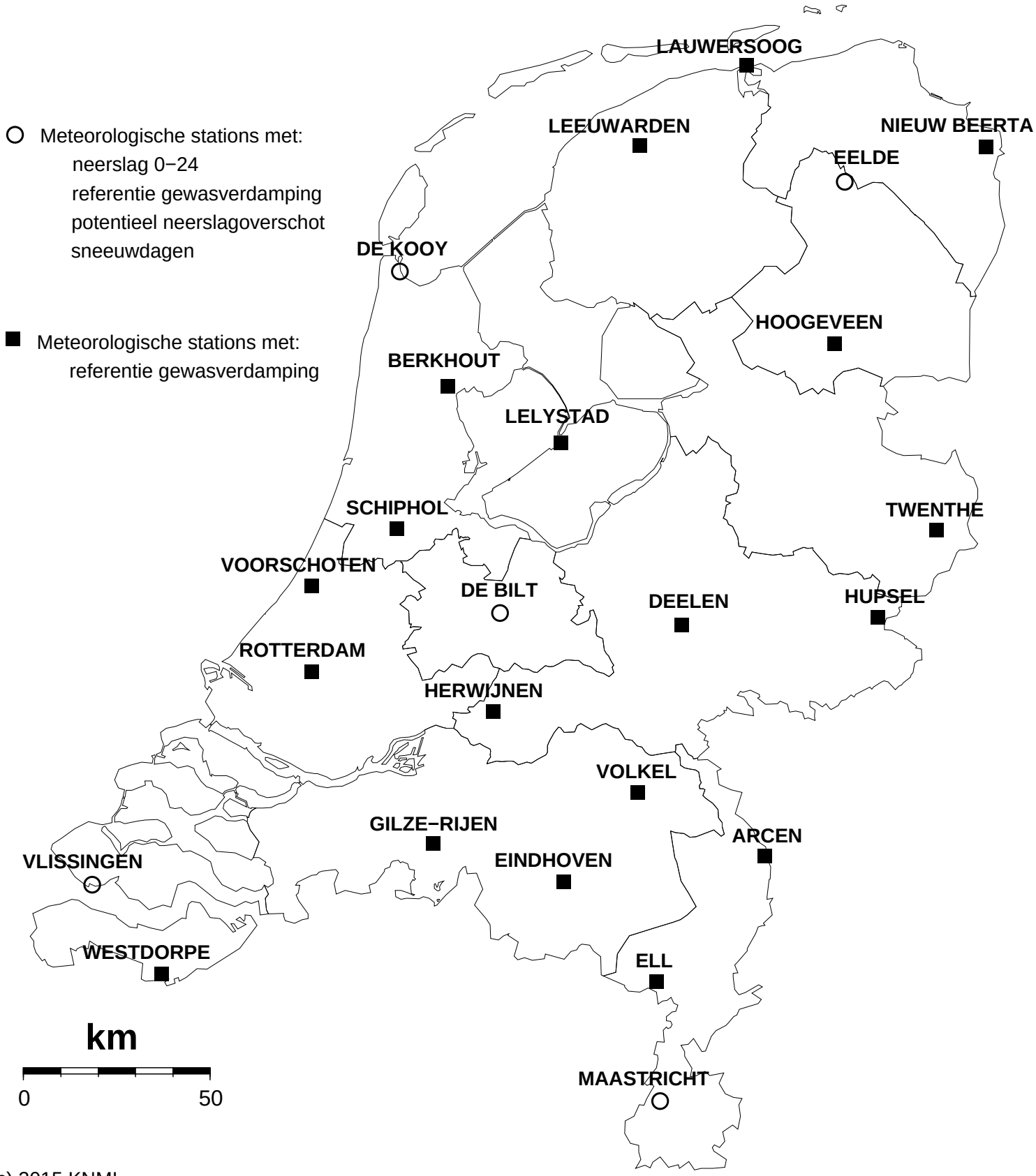

(c) 2015 KNMI

Koninklijk Nederlands
Meteorologisch Instituut
Ministerie van Infrastructuur en Waterstaat

April 2020

Maandsommen neerslag, november 2021

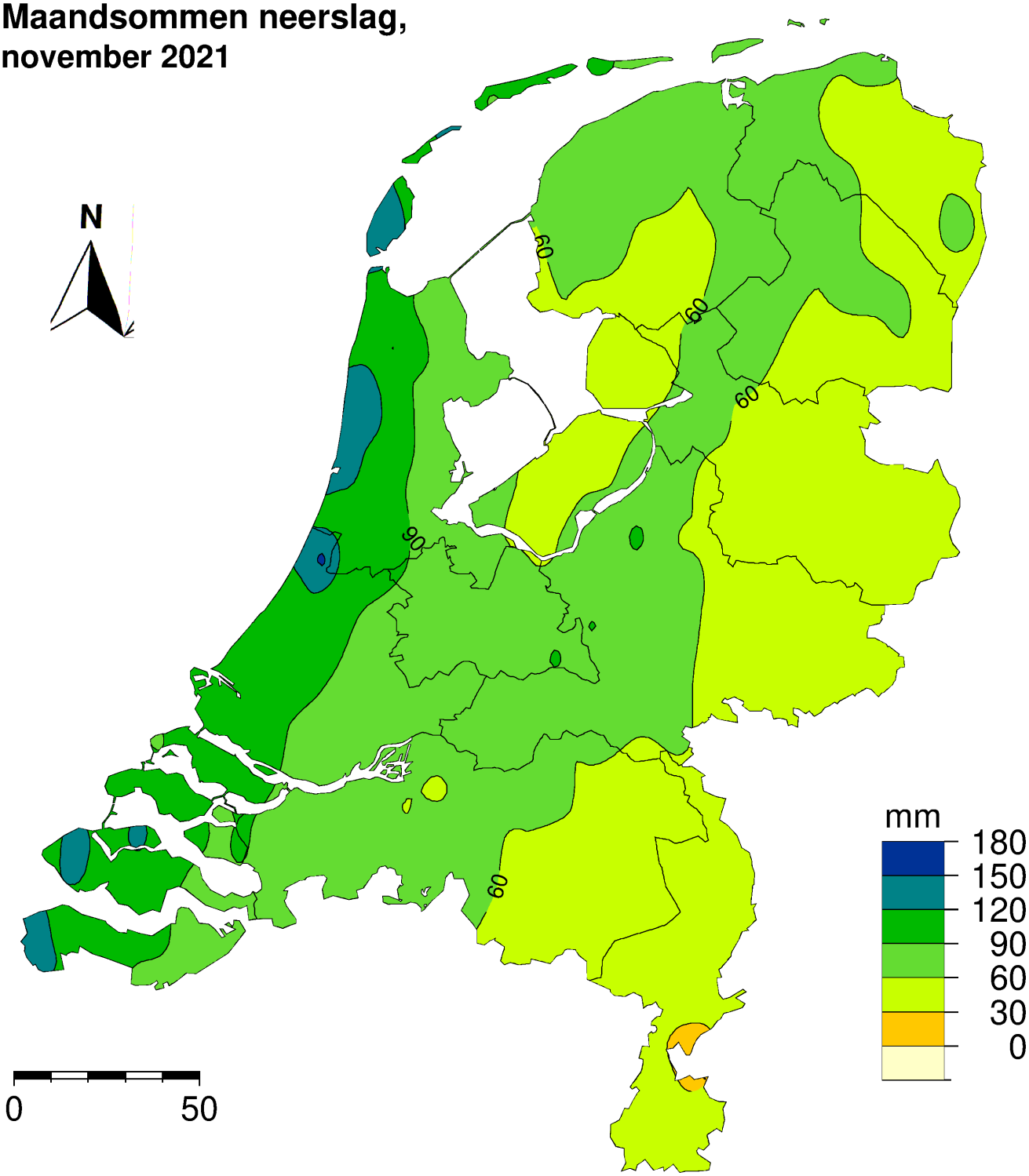

(c) 2022 KNMI

Dit rapport is een uitgave van:

Koninklijk Nederlands Meteorologisch Instituut
Postbus 201 | 3730 AE De Bilt
www.knmi.nl | klimaatdesk@knmi.nl