Koninklijk Nederlands
Meteorologisch Instituut
Ministerie van Infrastructuur en Waterstaat

Maandoverzicht neerslag en verdamping in Nederland

juni 2022

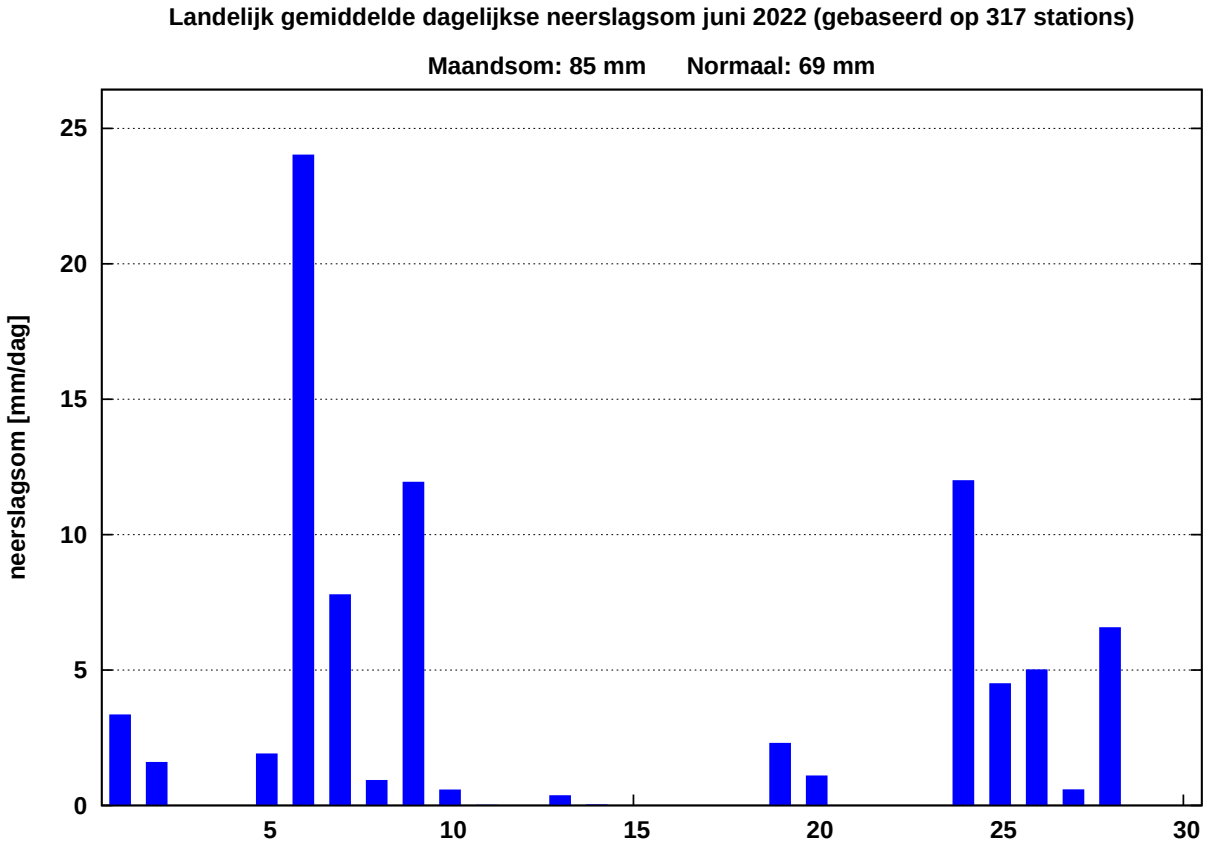

In het Maandoverzicht neerslag en verdamping in Nederland (MONV) zijn dagelijkse gegevens van neerslag, verdamping, potentieel neerslagoverschot en sneeuwdagen opgenomen. Daarnaast worden decade- en maandwaarden vermeld. De metingen worden verricht op ca. 325 KNMI-neerslagstations en 25 KNMI meteorologische stations, alwaar uit metingen van temperatuur en straling de referentie-gewasverdamping wordt berekend. Het MONV is ruim 75 jaar uitgegeven als KNMI-periodiek en wordt sinds 2009 verspreid via internet (http://www.knmi.nl/nederland-nu/klimatologie/gegevens/monv).

KNMI
Postbus 201
3730 AE De Bilt
e-mail: Klimaatdesk@knmi.nl

JUNI 2022

NEERSLAG 8-8 UUR (MM)

DISTRICT 1

NR	10	11	12	15	16	17	18	19	21	22	24	25	26
DAG	HOL LUM	W.TER SCHEL LING	SCHIER MONNIK OOG	OOST VLIE LAND	PETTEN	DEN BURG	NES AME LAND	DE COCKS DORP	CAL LANTS OOG	DE KOOG	VLIE LAND	DE KOOY	FOR MERUM
1	3.5	7.2	10.6	15.6	0.4	5.4	14.2	17.5	0.2	6.6	15.5	0.5	4.2
2	0.4	.	2.2	.	.	.	0.2	.	.	.	0.2	.	.
3	0.2	.	.	.	.	.	.	.	.	.	.	.	.
4	.	.	.	.	.	.	.	.	.	.	.	.	.
5	.	.	.	.	.	.	.	.	.	.	.	.	.
6	40.6	38.5	22.6	43.5	28.6	37.1	28.4	41.4	31.8	45.0	48.0	29.3	42.4
7	9.6	10.0	18.8	8.5	8.1	4.7	9.7	4.8	2.0	3.9	6.5	11.7	11.4
8	0.1	.	0.1	.	.	.	0.1	.	.	.	0.1	0.8	.
9	25.5	5.8	9.6	7.9	3.1	3.4	21.2	3.5	3.5	2.7	4.0	3.6	7.1
10	0.1	.	0.3	.	.	.	0.2	.	0.4	.	.	0.6	.
11	0.5	0.3	.	.	.	.	0.1	.	.	.	.	.	.
12	.	.	.	.	.	.	.	.	.	.	.	.	.
13	.	0.2	.	.	.	.	.	.	.	.	0.3	.	0.9
14	.	.	.	.	.	.	.	.	.	.	.	.	.
15	.	.	.	.	.	.	.	.	.	.	.	.	.
16	.	.	.	.	.	.	.	.	.	.	.	.	.
17	.	.	.	.	.	.	.	.	.	.	.	.	.
18	.	.	.	.	.	.	.	.	.	.	.	.	.
19	8.1	11.0	6.8	12.9	5.2	6.7	5.5	8.1	5.9	7.7	9.8	5.5	10.6
20	.	.	.	.	.	.	.	.	.	.	.	0.6	.
21	.	.	.	.	.	.	.	.	.	.	.	.	.
22	.	.	.	.	.	.	.	.	.	.	.	.	.
23	.	.	.	.	.	.	.	.	.	.	.	.	.
24	0.4	9.0	2.6	20.2	12.8	20.6	1.8	17.5	16.8	19.1	18.6	19.8	5.2
25	2.4	0.9	4.9	.	.	.	5.6	.	.	.	.	.	1.7
26	18.8	14.0	2.1	6.1	11.1	11.6	4.4	12.0	13.7	11.6	7.7	12.7	18.4
27	.	.	0.7	.	.	.	0.1	.	.	.	.	.	.
28	1.8	1.7	12.8	2.2	2.8	6.9	10.6	3.0	2.4	4.2	3.9	7.0	2.4
29	.	.	.	.	.	.	0.1	.	.	.	.	.	.
30	.	.	.	.	.	.	.	.	.	.	.	.	.
I	80.0	61.5	64.2	75.5	40.2	50.6	74.0	67.2	37.9	58.2	74.3	46.5	65.1
NORM	22.7	20.4	19.5	23.1	22.1	22.5	21.7	24.0	23.2	24.1	23.4	21.9	22.2
II	8.6	11.5	6.8	12.9	5.2	6.7	5.6	8.1	5.9	7.7	10.1	6.1	11.5
NORM	16.9	14.8	17.1	15.2	16.2	17.0	17.3	17.2	16.5	14.8	16.3	16.0	13.5
III	23.4	25.6	23.1	28.5	26.7	39.1	22.6	32.5	32.9	34.9	30.2	39.5	27.7
NORM	29.7	19.6	26.9	18.0	19.1	19.8	28.2	18.8	20.0	18.2	17.6	22.3	23.0
MND	112.0	98.6	94.1	116.9	72.1	96.4	102.2	107.8	76.7	100.8	114.6	92.1	104.3
NORM	69.3	54.9	63.5	56.3	57.3	59.3	67.1	60.0	59.7	57.1	57.3	60.2	58.6

DISTRICT 2

NR	61	64	65	66	67	68	69
DAG	SKRINS	SNEEK	MAK KUM	HAR LINGEN	DOK KUM	ST ANNA PAR.	APPEL SCHA
1	7.1	7.9	3.9	1.4	3.4	6.1	0.8
2	.	.	.	0.4	4.0	.	2.5
3	.	.	.	.	.	.	.
4	.	.	.	.	.	.	.
5	.	.	.	.	.	.	.
6	24.5	32.0	47.2	43.0	25.0	38.8	18.7
7	10.8	12.0	11.7	11.0	13.2	13.6	15.5
8	.	.	.	0.2	.	.	0.6
9	9.3	13.4	5.8	4.4	17.1	12.1	10.9
10	.	0.1	0.1	.	.	0.2	.
11	.	.	.	.	.	.	.
12	.	.	.	.	.	.	.
13	0.2	0.7	.	0.1	0.5	1.1	0.2
14	.	.	.	.	.	0.9	.
15	.	.	.	.	.	.	.
16	.	.	.	.	.	.	.
17	.	.	.	.	.	.	.
18	.	.	.	.	.	.	.
19	5.7	4.5	9.0	5.5	6.0	5.7	1.3
20	.	0.1	.	0.3	.	.	.
21	.	.	.	.	.	.	.
22	.	.	.	.	.	.	.
23	.	.	.	.	.	.	.
24	2.2	1.9	9.9	5.9	.	4.2	1.1
25	0.3	.	.	0.3	7.0	2.9	8.7
26	11.1	11.9	26.9	34.3	2.9	14.5	2.3
27	.	.	0.1	0.2	.	.	.
28	4.3	2.3	1.5	2.5*	4.9	16.7	2.5
29	.	.	.	0.1	.	.	.
30	.	.	.	.	.	.	.
I	51.7	65.4	68.7	60.4	62.7	70.8	49.0
NORM	24.5	25.5	21.3	22.5	23.1	22.3	22.8
II	5.9	5.3	9.0	5.9	6.5	7.7	1.5
NORM	17.0	16.9	16.6	17.2	20.5	18.0	19.8
III	17.9	16.1	38.4	43.3*	14.8	38.3	14.6
NORM	24.2	25.6	21.5	25.6	28.2	27.7	25.8
MND	75.5	86.8	116.1	109.6	84.0	116.8	65.1
NORM	65.6	67.9	59.3	65.3	71.7	68.1	68.3

DISTRICT 2

NR	70	73	75	76	77	78	79	80	81	82	84	85	86
DAG	OUDE MIRDUM	DRACH TEN	OLDE HOLT PADE	KORN WERDER ZAND	KOLLUM	HER BAYUM	HEEG	STA VOREN	JOURE	GORRE DIJK	EZUMA ZIJL	LEEU WARDEN	NIJ BEETS
1	6.4	0.5*	1.5	2.3	7.8	0.7	6.0	2.6	1.7	2.4	7.3	6.4	0.4
2	1.9	5.5*	7.4	1.4	2.1	0.3	.	2.5	.	14.4	0.2	.	4.1
3	.	.	0.1	.	.	.	.	.	.	.	.	.	.
4	.	.	.	.	.	.	.	.	.	.	.	.	.
5	.	.	.	.	.	.	.	.	.	.	.	.	.
6	45.6	31.2	26.1	46.2	23.8	54.3	35.7	31.2	29.1	23.3	18.6	36.6	28.3
7	5.1	13.7	15.7	17.7	11.3	11.0	12.1	6.8	9.2	11.9	17.8	13.8	10.4
8	0.7	.	0.3	.	.	0.2	.	.	.	.	.	.	.
9	13.6	10.0	18.3	6.0	23.5	7.1	14.9	7.1	28.9	18.8	24.0	9.2	17.8
10	.	.	.	.	.	0.1	.	.	.	.	.	0.1	.
11	.	.	.	.	.	.	.	.	.	.	.	.	.
12	.	.	.	.	.	.	.	.	.	.	.	.	.
13	.	1.5	0.2	.	0.6	0.8	0.1	.	1.9	0.8	2.0	1.0	0.2
14	.	.	.	.	.	.	.	.	.	.	.	.	.
15	.	.	.	.	.	.	.	.	.	.	.	.	.
16	.	.	.	.	.	.	.	.	.	.	.	.	.
17	.	.	.	.	.	.	.	.	.	.	.	.	.
18	.	.	.	.	.	.	.	.	.	.	.	.	.
19	7.2	6.2	1.5	5.1	4.8	5.6	7.2	5.0	3.6	3.1	6.1	6.0	5.2
20	.	.	.	.	.	.	.	.	.	.	.	.	.
21	.	.	.	.	.	.	.	.	.	.	.	.	.
22	.	.	.	.	.	.	.	.	.	.	.	.	.
23	.	.	.	.	.	.	.	.	.	.	.	.	.
24	10.8	0.5	1.1	16.7	6.5	3.3	7.2	14.5	3.2	0.6	10.8	4.8	1.0
25	0.4	9.0	9.6	.	7.6	.	0.2	0.1	7.1	8.2	5.4	6.8	7.2
26	17.4	1.3	0.2	22.7	1.9	16.7	11.1	26.5	5.8	1.5	0.8	14.7	5.1
27	.	.	.	0.1	.	.	.	.	.	.	.	.	.
28	2.6	2.0	1.7	2.7	6.9	1.6	3.3	1.8	12.3	4.9	1.9	8.8	4.1
29	.	.	.	.	.	.	.	.	.	.	.	.	.
30	.	.	.	.	.	.	.	.	.	.	.	.	.
I	73.3	60.9*	69.4	73.6	68.5	73.7	68.7	50.2	68.9	70.8	67.9	66.1	61.0
NORM	21.9	24.5	24.0	21.2	23.2	23.0	24.4	20.3	26.6	23.9	23.7	23.9	24.5
II	7.2	7.7	1.7	5.1	5.4	6.4	7.3	5.0	5.5	3.9	8.1	7.0	5.4
NORM	16.6	22.1	20.9	16.5	19.1	17.0	19.4	16.0	20.4	21.4	20.8	18.4	20.8
III	31.2	12.8	12.6	42.2	22.9	21.6	21.8	42.9	28.4	15.2	18.9	35.1	17.4
NORM	25.8	30.4	28.7	22.5	27.3	25.6	27.8	22.9	28.8	30.8	27.1	26.7	30.1
MND	111.7	81.4	83.7	120.9	96.8	101.7	97.8	98.1	102.8	89.9	94.9	108.2	83.8
NORM	64.3	76.9	73.6	60.2	69.6	65.6	71.6	59.1	75.8	76.1	71.6	69.0	75.3

DISTRICT 2

NR	87	89	90	91	166	171	326	338
DAG	BER GUMER DAM	AK KRUM	EERNE WOUDE	TER NAARD	MARUM	AN JUM	FREDE RIKS OORD	GIET HOORN
1	0.9	0.4	3.6	4.6	3.5	7.1	0.4	1.0
2	8.1	5.8	19.0	.	3.9	.	1.9	2.0
3	.	.	.	.	.	.	.	.
4	.	.	.	.	.	.	.	.
5	.	.	.	.	.	.	.	.
6	23.4	24.6	27.1	19.8	21.3	25.3	25.1	31.1
7	13.9	11.8	12.4	22.9	13.5	13.4	15.6	9.6
8	0.1	.	.	.	0.1	.	0.5	.
9	25.2	20.0	18.5	12.2	12.0	16.2	10.4	26.2
10	.	.	.	.	.	.	.	.
11	.	.	.	0.2	.	.	0.1	.
12	.	.	.	.	.	.	.	.
13	1.3	0.5	0.5	0.5	0.1	2.2	1.5	.
14	0.5	.	.	.	2.0	.	0.1	.
15	.	.	.	.	.	.	.	.
16	.	.	.	.	.	.	.	.
17	.	.	.	.	.	.	.	.
18	.	.	.	.	.	.	0.1	.
19	5.2	5.6	5.7	9.8	4.8	6.2	1.9	0.6
20	0.1	.	.	.	0.1	.	0.1	.
21	.	.	.	.	.	.	.	.
22	.	.	.	.	.	.	.	.
23	.	.	.	.	.	.	.	.
24	0.6	4.0	1.0	.	0.8	9.0	0.9	4.0
25	8.3	7.0	7.9	6.3	10.2	4.8	7.6	4.6
26	2.1	7.4	3.4	1.7	2.1	0.5	1.8	0.3
27	.	.	.	.	.	.	.	.
28	1.8	6.0	3.4	4.4	0.8	3.4	1.6	1.0
29	.	.	.	.	.	.	.	.
30	.	.	.	.	.	.	.	.
I	71.6	62.6	80.6	59.5	54.3	62.0	53.9	69.9
NORM	23.2	22.8	22.1	20.5	24.5	21.1	23.5	24.5
II	7.1	6.1	6.2	10.5	7.0	8.4	3.8	0.6
NORM	21.8	20.4	19.3	18.2	20.3	20.6	18.7	22.2
III	12.8	24.4	15.7	12.4	13.9	17.7	11.9	9.9
NORM	28.2	25.5	27.2	27.1	27.4	27.9	26.4	28.4
MND	91.5	93.1	102.5	82.4	75.2	88.1	69.6	80.4
NORM	73.2	68.6	68.5	65.8		69.6	68.6	75.2

JUNI 2022

NEERSLAG 8-8 UUR (MM)

	DISTRICT 2	DISTRICT 3																		
NR	353	134	136	139	140	141	142	143	144	145	147	148	150	151	152	154	155	156	158	159
DAG	BLOK ZIJL	MIDDEL STUM	EZIN GE	GRO NINGEN	ASSEN	DELF ZIJL	WARF FUM	FINS TER WOLDE	TER APEL	ZOUT KAMP	VEEN DAM	SAPPE MEER	UIT HUI ZEN	ROODE SCHOOL	GIETER VEEN	EENRUM	EEXT	VLAGT WEDDE	ONNEN	NIEUW BUINEN
1	0.9	8.2	3.6	1.8	1.6	.	7.5	0.3	.	3.6	0.2	0.1	3.7	0.5	.	4.4	1.6	0.1	0.6	0.2
2	1.2	0.1	.	0.2	4.2	2.5*	0.4	8.5	8.9	1.5	2.9	5.3	.	1.8	10.8	.	9.1	6.7	1.1	2.4
3	.	.	.	.	.	.	.	.	.	.	0.1	.	.	.	.	.	.	0.1	.	.
4	.	.	.	.	.	.	.	.	.	.	.	.	.	.	.	.	.	.	.	.
5	.	.	.	.	.	.	.	.	.	.	.	.	.	.	.	.	.	.	.	0.1
6	27.1	14.9	9.8	7.5	13.1	6.8	20.8	6.8	10.2	13.0	7.1	8.7	15.8	9.6	7.1	15.0	10.7	7.6	8.7	7.4
7	12.2	14.8	27.8	16.0	15.9	15.1	16.6	8.3	6.9	14.0	11.6	18.7	33.4	14.0	10.8	12.0	11.2	13.3	15.3	11.6
8	0.2	0.1	0.1	0.4	0.6	0.3	.	0.1	0.4	.	0.2	0.5	0.2	0.2	1.0	.	0.4	0.5	0.3	0.5*
9	35.1	23.9	9.8	15.5	10.3	16.2	11.0	12.1	9.1	23.8	9.2	25.5	20.8	9.8	11.5	14.9	10.4	6.9	8.7	10.0*
10	.	0.1	.	.	.	.	.	.	0.5	.	.	.	.	.	.	.	.	.	.	.
11	.	.	.	.	0.2	.	0.4	.	0.4	.	.	.	.	.	.	0.1	.	.	.	0.1
12	.	.	.	.	.	.	.	.	.	.	.	.	.	.	.	.	.	.	.	.
13	0.1	3.5	.	2.4	1.0	1.8	4.6	1.2	.	4.3	0.8	0.1	0.7	0.1	.	2.6	0.3	.	1.0	.
14	.	0.6	.	.	0.3	.	.	.	.	.	0.2	.	.	.	.	.	0.7	1.2	.	1.6
15	.	.	.	.	.	.	.	.	.	.	.	.	.	.	.	.	.	.	.	.
16	.	.	.	.	.	.	.	.	.	.	.	.	.	.	.	.	.	.	.	.
17	.	.	.	.	.	.	.	.	.	.	.	.	.	.	.	.	.	.	.	.
18	.	.	.	.	.	.	.	.	.	.	.	.	.	.	.	.	.	.	.	0.1
19	2.2	7.7	6.4	2.6	0.2	3.0	4.9	0.4	.	5.9	0.9	4.8	5.7	7.8	.	4.5	.	.	2.4	.
20	0.2	.	.	.	.	.	.	.	.	.	.	.	.	.	.	.	.	.	.	0.1
21	.	.	.	.	.	.	.	.	.	.	.	.	.	.	.	.	.	.	.	.
22	.	.	.	.	.	.	.	.	.	.	.	.	.	.	.	.	.	.	.	.
23	.	.	.	.	.	.	.	.	.	.	.	.	.	.	.	.	.	.	.	.
24	2.0	4.7	2.0	1.4	4.1	3.9	7.4	1.2	1.3	2.4	2.1	2.6	7.1	1.8	3.0	3.1	4.1	3.0	2.9	4.3
25	3.2	13.0	14.1	9.8	10.4	10.5	16.4	7.8	18.6	13.4	25.3	23.5	17.7	13.8	14.1	16.5	27.6	4.6	9.1	19.5
26	2.5	1.0	5.4	3.3	2.1	.	2.4	0.2	2.0	1.5	0.6	0.2	0.7	0.2	1.3	6.2	2.0	1.0	1.5	1.1
27	.	0.9	0.2	0.6	0.9	0.9	0.7	6.5	14.0	0.5	1.2	1.6	0.6	0.6	1.8	0.4	1.7	16.0	0.7	3.5
28	1.0	6.2	2.0*	2.2	2.4	2.2	12.5	2.4	3.0	2.7	2.8	5.4	4.7	2.8	1.0	1.9	1.4	3.1	2.0	2.6
29	.	.	.	.	.	.	.	0.1	.	.	.	.	.	.	.	.	.	.	0.1	.
30	.	.	.	.	.	.	.	.	.	.	.	.	.	.	.	.	.	.	.	.
I	76.7	62.1	51.1	41.4	45.7	40.9*	56.3	36.1	36.0	55.9	31.3	58.8	73.9	35.9	41.2	46.3	43.4	35.2	34.7	32.2*
NORM	24.8	20.1	21.5	22.9	22.4	20.9	21.6	19.9	28.9	22.2	21.7	21.8	21.4	21.2	24.4	22.7	23.8	24.1	23.4	27.8
II	2.5	11.8	6.4	5.0	1.7	4.8	9.9	1.6	0.4	10.2	1.9	4.9	6.4	7.9	.	7.2	1.0	1.2	3.4	1.9
NORM	21.6	22.4	20.4	21.8	22.6	20.2	26.1	22.0	20.1	20.2	20.3	20.0	26.0	24.3	18.1	23.1	19.6	22.8	19.2	20.7
III	8.7	25.8	23.7*	17.3	19.9	17.5	39.4	18.2	38.9	20.5	32.0	33.3	30.8	19.2	21.2	28.1	36.8	27.7	16.3	31.0
NORM	31.5	26.6	22.7	24.8	24.5	24.6	28.4	28.6	26.6	26.4	26.8	24.8	26.2	27.2	26.5	29.0	26.1	25.5	24.9	26.0
MND	87.9	99.7	81.2	63.7	67.3	63.2	105.6	55.9	75.3	86.6	65.2	97.0	111.1	63.0	62.4	81.6	81.2	64.1	54.4	65.1
NORM	77.9	69.0	64.6	69.5	69.5	65.7	76.1	70.5	75.5	68.9	68.9	66.6	73.5	72.7	68.9	74.8	69.4	72.5	67.5	74.4

	DISTRICT 3									DISTRICT 4										
NR	160	161	162	163	164	172	173	323	337	217	221	222	223	224	226	227	228	233	234	235
DAG	VEEN HUI ZEN	EELDE	NIE KERK	RODEN	ZEE RIJP	NIEUW OLDA	BLIJ HAM	LAAG HA LEN	SCHOON LOO	HEILOO	ENK HUI ZEN	HOORN	SCHEL LING WOUDE	EDAM	WIJK A/ZEE	ANNA PAU LOWNA	SCHA GEN	ZAAN DAM H'BRG	BER GEN	CAS TRICUM
1	0.6	0.9		1.4	2.7	0.2	.	1.6	0.1	5.9	1.3	4.4	1.3	3.0	5.1	0.7	0.6	4.9	0.4	3.3
2	3.4	2.9		3.0	0.5	6.0	7.7	6.8	9.2	2.3	.	.	.	1.3	0.1	.	0.7	.	.	1.5
3	.	.		0.1	.	.	.	.	.	.	.	.	.	.	.	.	.	.	.	.
4	.	.		.	.	.	.	.	.	.	.	.	.	.	.	.	.	.	.	.
5	.	.		.	.	.	.	.	.	.	.	.	.	.	.	.	.	.	.	.
6	19.6	14.7		14.3	11.0	7.1	7.3	9.2	10.2	25.3	27.4	36.6	54.0	36.5	13.0	33.1	23.0	33.1	32.7	21.0
7	20.7	18.1		19.4	20.5	12.8	11.8	15.8	11.7	5.5	4.0	4.6	6.0	4.0	2.6	32.2	6.7	4.3	3.6	4.7
8	.	.		0.2	0.2	0.4	0.3	0.6	0.9	.	0.3	.	.	0.1	0.1	0.1	0.1	.	.	.
9	10.8	14.0		8.8	13.0	10.9	12.8	6.1	8.2	9.2	6.5	4.0	4.6	9.9	6.4	5.5	9.3	6.0	6.2	7.3
10	.	.		.	.	.	.	.	.	0.3	0.1	.	0.2	0.4	0.1	0.1	1.2	.	0.2	.
11	.	.		.	.	.	.	0.2	.	.	.	.	.	.	.	.	.	.	.	.
12	.	.		.	.	.	.	.	.	.	.	.	.	.	.	.	.	.	.	.
13	0.9	0.3		1.0	3.2	1.8	1.1	1.1	0.4	.	0.7	.	.	.	.	.	.	.	.	.
14	0.4	1.9		0.1	.	.	1.4	0.2	.	.	.	.	.	.	.	.	.	.	.	.
15	.	.		.	.	.	.	.	.	.	.	.	.	.	.	.	.	.	.	.
16	.	.		.	.	.	.	.	.	.	.	.	.	.	.	.	.	.	.	.
17	.	.		.	.	.	.	.	.	.	.	.	.	.	.	.	.	.	.	.
18	.	.		.	.	.	.	.	.	.	.	.	.	.	.	.	.	.	.	.
19	2.0	3.6		4.8	5.5	3.3	.	0.1	.	12.0	3.3	7.0	3.0	2.9	9.8	4.9	4.5	6.5	5.9	9.7
20	.	.		.	.	.	.	.	.	.	0.1	.	1.0	.	0.2	0.1	.	.	.	0.1
21	.	.		.	.	.	.	.	.	.	.	.	.	.	.	.	.	.	.	.
22	.	.		.	.	.	.	.	.	.	.	.	.	.	.	.	.	.	.	.
23	.	.		.	.	.	.	.	.	.	.	.	.	.	.	.	.	.	.	.
24	2.8	4.8		5.2	7.5	2.6	12.0	4.6	5.1	15.1	15.0	22.4	12.6	11.0	13.0	18.1	19.0	22.5	17.9	32.8
25	7.2	7.5		8.2	16.2	10.6	10.5	5.2	18.2	0.2	0.6	.	0.7	0.2	.	0.1	.	.	.	.
26	1.6	1.8		1.3	0.3	0.1	1.0	1.9	2.3	11.2	16.7	6.2	4.7	5.2	7.5	10.1	7.6	8.0	14.0	9.2
27	0.1	0.6		0.3	0.8	3.5	5.5	0.4	2.2	.	.	.	0.2	.	.	.	.	.	.	.
28	0.9	4.1		1.5	2.8	3.0	1.5	3.3	4.2	8.9	2.7	9.2	4.1	6.5	7.2	6.7	6.7	6.6	3.6	5.0
29	.	.		.	.	.	.	.	.	.	.	.	.	.	0.1	.	.	.	.	.
30	.	.		.	.	.	.	.	.	.	.	.	.	.	.	.	.	.	.	.
I	55.1	50.6		47.2	47.9	37.4	39.9	40.1	40.3	48.5	39.6	49.6	66.1	55.2	27.4	71.7	41.6	48.3	43.1	37.8
NORM	22.3	25.0	23.5	23.1	20.8	21.9		19.9	23.8	19.7	22.5	22.1	25.4	22.3	20.7	20.8	24.3	23.5	22.3	21.8
II	3.3	5.8		5.9	8.7	5.1	2.5	1.6	0.4	12.0	4.1	7.0	4.0	2.9	10.0	5.0	4.5	6.5	5.9	9.8
NORM	19.2	20.1	21.2	22.6	24.9	20.0		18.6	20.5	20.3	19.2	20.3	24.6	21.8	19.6	17.6	17.1	23.3	18.6	20.9
III	12.6	18.8		16.5	27.6	19.8	30.5	15.4	32.0	35.4	35.0	37.8	22.3	22.9	27.8	35.0	33.3	37.1	35.5	47.0
NORM	25.7	25.0	27.6	27.8	28.4	29.0		24.2	27.9	20.0	23.4	20.4	23.8	23.6	19.0	22.9	21.8	24.2	19.7	19.4
MND	71.0	75.2		69.6	84.2	62.3	72.9	57.1	72.7	95.9	78.7	94.4	92.4	81.0	65.2	111.7	79.4	91.9	84.5	94.6
NORM	67.2	70.1	72.3	73.5	74.0	70.9		62.6	72.2	59.9	65.0	62.8	73.8	67.7	59.3	61.3	63.2	71.0	60.7	62.1

JUNI 2022

NEERSLAG 8-8 UUR (MM)

	DISTRICT 4												DISTRICT 5							
NR	236	238	239	240	242	249	251	252	255	257	263	264	256	317	344	348	352	356	359	364
DAG	MEDEMBLIK	DE HAUKES	DEN OEVER	KREILER OORD	PURMEREND	HOOGKARSPEL	WESTBEEMSTER	KOLHORN	OBDAM	HOOGWOUD	ASSEN DELFT	KROMMENIE	MARKEN	MARKNESSE	TOLLEBEEK	EMMELOORD	NAGELE	KUINRE	LEMMERBUMA	DRONTEN
1	9.0*	3.2	6.6	3.5	6.1	1.1	2.8	4.3	7.6	5.4	4.0	3.7	6.0	0.6	1.2	0.6	2.4	2.0	4.2	
2	0.5*	.	0.2	2.8	1.6	.	0.4	.	.	.	.	.	0.6	0.6	0.6	0.9	7.8	8.7	4.3	
3	.	.	.	0.1	.	.	.	.	.	.	.	.	.	.	.	.	.	.	.	
4	.	.	.	.	.	.	.	.	.	.	.	.	.	.	.	.	.	.	.	
5	.	.	.	.	.	.	.	.	.	.	.	.	.	.	.	.	.	.	.	
6	25.0	37.5	36.2	32.0	53.4	23.0	47.8	31.0	36.4	38.2	22.5	18.8	35.2	22.5	36.9	27.0	31.4	28.5	29.8	
7	6.0	19.0	25.8	22.0	5.0	3.9	4.7	8.0	5.2	6.1	3.5	4.0	3.7	9.4	9.7	15.1	9.8	14.5	6.1	
8	0.2	.	.	0.5	.	.	.	.	.	0.1	.	.	.	0.2	.	0.1	.	0.2	0.3	
9	8.3	10.4	8.8	8.4	5.0	4.7	4.7	8.0	8.2	12.4	7.1	6.0	5.7	39.8	23.2	34.3	28.3	24.5	17.1	
10	0.1	0.5	0.4	1.0	.	.	0.2	.	0.2	0.2	.	0.2	.	.	.	.	.	.	.	
11	.	.	.	.	.	.	.	.	.	.	0.2	.	.	.	.	.	.	.	.	
12	.	.	.	.	.	.	.	.	.	.	.	.	.	.	.	.	.	.	.	
13	0.8	.	.	.	0.4	.	.	0.4	.	.	.	.	.	.	.	.	.	.	.	
14	.	.	.	0.2	.	.	.	.	.	.	.	.	.	.	.	.	.	.	.	
15	.	.	.	.	.	.	.	.	.	.	.	.	.	.	.	.	.	.	.	
16	.	.	.	.	.	.	.	.	.	.	.	.	.	.	.	.	.	.	.	
17	.	.	.	.	.	.	.	.	.	.	.	.	.	.	.	.	.	.	.	
18	.	.	.	.	.	.	.	.	.	.	.	.	.	.	.	.	.	.	.	
19	7.5	4.5	4.7	8.0	7.3	4.5	8.6	4.8	10.7	8.2	6.6	6.5	1.9	2.2	1.1	1.5	2.1	1.9	3.2	
20	.	.	0.2	.	0.3	.	.	.	.	.	.	.	.	.	.	.	.	.	0.1	
21	.	.	.	.	.	.	.	.	.	.	.	.	.	.	.	.	.	.	.	
22	.	.	.	.	.	.	.	.	.	.	.	.	.	.	.	.	.	.	.	
23	.	.	.	.	.	.	.	.	.	.	.	.	.	.	.	.	.	.	.	
24	15.8	18.3	17.5	20.3	21.7	15.4	15.9	20.3	17.4	17.0	26.1	22.4	21.1	2.8	6.4	7.4	7.2	4.2	6.2	
25	.	0.1	.	.	.	.	.	.	.	.	.	.	2.6	.	2.7	0.4	0.2	0.3	0.1	
26	7.0	9.4	5.3	7.4	7.0	16.0	9.9	8.5	9.1	7.0	9.0*	10.0	19.1	3.4	11.1	1.9	6.7	2.2	6.1	
27	.	.	.	.	.	.	.	.	.	.	.	.	.	.	.	.	.	.	.	
28	5.5	4.2	15.8	7.4	10.5	2.2	3.7	7.5	11.1	12.7	8.4	24.8	6.0	1.5	1.6	2.4	2.1	2.7	3.9	
29	.	.	.	.	.	.	.	.	.	.	.	.	.	.	.	.	.	.	.	
30	.	.	.	.	.	.	.	.	.	.	.	.	.	.	.	.	.	.	.	
I	49.1*	70.6	78.0	70.3	71.1	32.7	60.6	51.3	57.6	62.4	37.1	32.7	51.2	73.1	71.6	78.0	79.7	78.4	61.8	
NORM	22.0	22.2	22.6	23.1	23.6	20.6	20.8	23.7	21.7	20.1	21.9		22.2	25.1	23.5	26.2	24.0	27.3	23.4	24.0
II	8.3	4.5	4.9	8.2	8.0	4.5	8.6	5.2	10.7	8.2	6.8	6.5	1.9	2.2	1.1	1.5	2.1	1.9	3.3	
NORM	20.5	17.5	17.0	18.2	20.8	20.8	20.8	18.5	20.9	20.3	21.9		22.8	19.8	19.5	21.8	24.7	22.8	19.1	23.7
III	28.3	32.0	38.6	35.1	39.2	33.6	29.5	36.3	37.6	36.7	43.5*	57.2	48.8	7.7	21.8	12.1	16.2	9.4	16.3	
NORM	21.1	21.1	22.1	22.7	23.9	20.7	20.6	21.8	21.7	19.8	16.8		20.9	31.4	24.9	28.1	26.7	29.0	27.0	28.0
MND	85.7	107.1	121.5	113.6	118.3	70.8	98.7	92.8	105.9	107.3	87.4	96.4	101.9	83.0	94.5	91.6	98.0	89.7	81.4	
NORM	63.6	60.9	61.7	64.1	68.2	62.1	62.2	64.0	64.3	60.2	60.6		65.9	76.3	68.0	76.1	75.3	79.1	69.5	75.7

	DISTRICT 5					DISTRICT 6														
NR	366	369	371	372	516	298	327	330	331	332	333	335	339	340	341	342	343	345	349	354
DAG	BIDDINGHUIZEN	LELY STAD	ZEE WOLDE	ZEEWOLDESW	HARDERWIJK	STEENWIJKSMOER	DWINGELOO	ZWOLLE	DENEKAMP	HOOGEVEEN	EMMEN	IJSSELMUIDEN	RHEEZERVEEN	HEINO	ZWEELOO	VILSTEREN	SCHOONEBEEK	VROOMSHOOP	KLAZIENAVEEN	DEDEMSVAART
1	1.3	2.7	1.5	4.5	2.3	0.1	1.2	0.2	1.5	0.4	.	.	1.6	0.8	0.4	0.4	0.5	1.0	0.5	1.0
2	1.4	0.8	0.7	0.4	4.3	4.5	2.2	2.2	10.5	4.4	5.6	1.2	2.0	3.0	7.2	2.4	14.3	2.0	3.5	1.7
3	.	.	.	.	.	.	.	.	.	.	.	.	.	.	.	.	.	.	0.1	.
4	.	.	.	.	.	.	.	.	.	.	.	.	.	.	.	0.1	.	.	.	.
5	.	.	.	.	.	.	.	.	.	.	.	.	.	.	.	.	.	.	.	.
6	39.9	40.0	16.5	18.2	34.7	6.3	8.4	25.6	8.0	7.2	7.6	33.4	7.7	22.0	7.0	16.6	7.8	7.0	7.4	9.1
7	8.1	8.5	6.5	8.3	8.3	7.4	8.1	10.5	9.5	14.3	7.4	9.1	10.5	9.9	13.5	9.3	9.6	9.2	8.8	7.3
8	.	.	.	.	.	.	0.7	.	.	.	.	.	.	.	.	.	.	0.1	0.1	.
9	13.0	19.0	11.3	12.2	16.7	22.6	5.8	16.2	9.6	16.4	13.1	18.9	6.6	11.8	7.4	14.4	12.3	11.6	7.9	13.4
10	.	.	.	0.2	.	.	.	.	0.3	.	0.9	.	.	.	.	.	.	.	0.5	.
11	.	.	.	.	.	0.1	0.3	.	.	.	.	.	.	.	.	.	0.1	0.2	0.3	.
12	.	.	.	.	.	.	.	.	.	.	.	.	.	.	.	.	.	.	.	.
13	1.2	.	.	.	.	1.2	1.3	0.6	2.7	2.9	0.7	1.5	.	1.1	2.3	0.9	1.9	0.4	2.6	.
14	.	.	.	.	.	.	.	.	.	.	.	.	.	0.4	.	.	.	0.1	.	.
15	.	.	.	.	.	.	.	.	.	.	.	.	.	.	.	.	.	.	.	.
16	.	.	.	.	.	.	.	.	.	.	.	.	.	.	.	.	.	.	.	.
17	.	.	.	.	.	.	.	.	.	.	.	.	.	.	.	.	.	.	.	.
18	.	.	.	.	.	.	.	.	.	.	.	.	.	.	.	.	.	.	.	.
19	0.1	0.5	0.4	0.2	.	.	0.2	.	.	.	.	.	.	0.2	.	0.1	.	1.0	0.1	0.2
20	0.3	0.3	.	0.2	.	0.6	.	0.6	1.5	.	0.4	.	2.0	3.0	0.3	1.2	2.3	3.5	1.9	0.7
21	.	.	.	.	.	.	.	.	.	.	.	.	.	.	.	.	.	.	.	.
22	.	.	.	.	.	.	.	.	.	.	.	.	.	.	.	.	.	.	.	.
23	.	.	.	.	.	.	.	.	.	.	.	.	.	.	.	.	.	.	.	.
24	12.5	16.1	19.1	15.5	21.4	1.9	1.3	1.5	1.5	2.1	2.9	3.8	.	3.0	4.1	0.4	.	2.0	2.7	1.2
25	.	.	0.1	.	.	8.7	8.8	.	11.0	19.4	8.1	0.2	11.1	.	6.3	6.3	13.6	13.5	43.0	19.6
26	3.1	17.8	16.0	14.3	8.3	2.7	1.8	.	3.3	2.2	3.0	1.5	2.8	.	2.3	0.8	2.6	4.1	3.4	2.7
27	.	.	.	.	.	3.0	0.2	0.2	0.9	.	5.7	.	1.2	.	2.7	0.2	5.6	2.7	7.2	0.2
28	2.8	3.0*	6.1	5.1	3.0	8.1	1.5	1.0	8.2	9.2	2.6	2.0	6.7	9.8	4.6	14.6	3.6	6.3	1.8	5.9
29	.	.	.	.	.	.	.	.	.	.	.	.	.	.	.	.	.	0.1	.	.
30	.	.	.	.	.	.	.	.	.	.	.	.	.	.	.	.	.	.	.	.
I	63.7	71.0	36.5	43.8	66.3	40.9	26.4	54.7	39.4	42.7	34.6	62.6	28.4	47.5	35.5	43.2	44.5	30.9	28.8	32.5
NORM	25.2	25.0	24.4	24.9	25.8	25.4	26.2	24.4	20.8	25.0	27.5	25.0	25.0	23.7	27.9	25.0	24.1	25.4	26.4	28.0
II	1.6	0.8	0.4	0.4	.	1.9	1.8	1.2	4.2	2.9	1.1	1.5	2.0	4.7	2.6	2.2	4.3	5.2	4.9	0.9
NORM	25.0	24.1	23.9	21.4	24.2	18.0	19.9	20.7	21.9	20.6	21.7	21.2	21.9	19.5	19.5	21.3	18.2	21.7	18.5	20.9
III	18.4	36.9*	41.3	34.9	32.7	24.4	13.6	2.7	24.9	32.9	22.3	7.5	21.8	12.8	20.0	22.3	25.4	28.7	58.1	29.6
NORM	26.2	23.1	21.3	21.6	23.8	23.0	28.6	29.8	21.7	26.1	28.9	27.8	26.4	27.7	29.0	28.0	26.2	23.5	27.4	25.2
MND	83.7	108.7	78.2	79.1	99.0	67.2	41.8	58.6	68.5	78.5	58.0	71.6	52.2	65.0	58.1	67.7	74.2	64.8	91.8	63.0
NORM	76.5	72.2	69.6	68.0	73.8	66.4	74.7	74.9	64.4	71.7	78.2	74.0	73.3	70.9	76.3	74.3	68.5	70.6	72.3	74.1

JUNI 2022

NEERSLAG 8-8 UUR (MM)

DISTRICT 6

NR	358	361	362	664	665	668	670	672	675	681	687
DAG	ROU VEEN	TUB BERGEN	RUINER WOLD	AL MELO	EN SCHEDE	HENGE LO (OV)	TWEN THE	HELLEN DOORN	WEER SELO	LET TELE	HOL TEN
1	0.4	1.5	.	0.9	0.8	0.5	0.5	1.7	0.7	2.4	0.8
2	1.4	9.0	5.1	6.1	2.9	1.1	1.9	0.4	8.3	3.0	0.9
3	.	.	.	.	.	.	.	.	.	.	0.1
4	.	.	.	.	.	.	.	.	.	.	.
5	.	.	.	.	.	.	.	.	.	.	.
6	26.7	5.0	21.4	6.2	5.4	4.9	6.7	9.1	4.4	16.5	12.0
7	7.6	5.2	8.8	6.5	5.8	7.4	5.6	8.4	6.8	4.8	5.2
8	.	.	.	0.2	.	.	.	0.1	.	.	.
9	13.7	9.0	16.2	3.4	8.5	5.4	7.0	9.2	4.0	8.4	12.6
10	0.2	0.4	.	0.2	0.6	1.3	.	.	0.3	.	0.2
11	0.1	0.1	.	0.1	.	0.3	.	0.2	.	.	0.2
12	.	.	.	.	.	.	.	.	.	.	.
13	.	3.3	.	1.1	0.4	1.0	1.1	1.6	1.8	.	1.4
14	.	.	.	.	.	.	.	0.2	.	.	.
15	.	.	.	.	.	.	.	.	.	.	.
16	.	.	.	.	.	.	.	.	.	.	.
17	.	.	.	.	.	.	.	.	.	.	.
18	.	.	.	.	.	.	.	.	.	.	.
19	.	.	0.3	0.3	.	.	.	1.5	.	1.0	0.5
20	.	2.2	.	1.8	1.6	3.1	3.1	1.5	1.7	1.1	2.2
21	.	.	.	.	.	.	.	.	.	.	0.2
22	.	.	.	.	.	.	.	.	.	.	.
23	.	.	.	.	.	.	.	.	.	.	.
24	3.0	5.8	1.9	6.3	1.4	0.9	1.8	2.6	2.1	0.5	0.2
25	4.1	10.0	9.7	18.7	3.2	7.2	4.4	.	7.7	.	1.1
26	0.7	3.0	0.3	4.1	0.8	3.0	0.8	3.0	0.9	.	3.8
27	0.1	6.0	0.2	8.7	1.8	4.3	3.2	1.1	2.8	0.5	0.5
28	3.8	9.5	3.9	22.2	2.9	4.5	1.8	19.2	12.7	9.9	9.9
29	.	.	.	0.2	.	.	.	.	.	.	.
30	.	.	.	.	.	.	.	.	.	.	.
I	50.0	30.1	51.5	23.5	24.0	20.6	21.7	28.9	24.5	35.1	31.8
NORM	27.7	24.8	25.5	24.8	24.1	23.4	21.5	23.1	23.4	23.0	22.1
II	0.1	5.6	0.3	3.3	2.0	4.4	4.2	5.0	3.5	2.1	4.3
NORM	20.5	21.4	20.9	21.0	22.3	22.9	21.2	20.1	20.8	21.4	20.1
III	11.7	34.3	16.0	60.2	10.1	19.9	12.0	25.9	26.2	10.9	15.7
NORM	26.8	21.5	26.8	23.0	23.8	21.8	23.7	24.2	21.1	20.9	22.5
MND	61.8	70.0	67.8	87.0	36.1	44.9	37.9	59.8	54.2	48.1	51.8
NORM	75.0	67.7	73.2	68.7	70.3	68.1	66.4	67.4	65.2	65.3	64.7

DISTRICT 7

NR	225	229	426	435	437	438	439	442	443
DAG	OVER VEEN	ZAND VOORT	ZOE TER MEER	HEEM STEDE	LIJN DEN	HOOFD DORP	ROELOF ARENDS VEEN	BOS KOOP	GOUDA
1	5.6	4.9	14.0	3.6	11.2	4.9	5.4	9.7	10.4
2	0.8	.	.	0.2	.	0.1	.	0.1	.
3	.	.	.	.	.	.	.	.	.
4	.	.	.	.	.	.	.	.	.
5	0.2	0.2	5.0	0.2	0.2	0.4	0.6	0.7	2.4
6	17.3	19.5	15.0	12.8	24.4	16.4	16.0	20.0	22.0
7	4.0	2.5	4.0	5.8	5.0	5.8	5.1	4.2	7.7
8	0.1	0.1	.	0.2	.	.	.	0.1	.
9	7.6	6.7	9.0	5.4	5.0	5.7	6.5	6.4	6.4
10	.	0.2	0.3	0.3	.	0.2	0.1	0.5	.
11	.	.	.	0.2	0.2	.	.	.	.
12	.	.	.	.	.	.	.	.	.
13	.	.	.	.	.	.	.	.	.
14	.	.	.	.	.	.	.	.	.
15	.	.	.	.	.	.	.	.	.
16	.	.	.	.	.	.	.	.	.
17	.	.	.	.	.	.	.	.	.
18	.	.	.	.	.	.	.	.	.
19	6.0	5.9	1.1	5.4	8.8	5.5	.	0.5	1.0
20	.	.	0.6	0.4	.	0.5	.	0.4	1.9
21	.	.	.	.	.	.	.	.	.
22	.	.	.	.	.	.	.	.	.
23	.	.	.	.	.	.	.	.	.
24	17.4	23.7	13.6	13.0	25.6	17.6	27.1	19.4	16.3
25	.	0.2	.	.	.	.	.	0.7	3.6
26	7.9	5.9	4.5	7.0	6.1	4.7	5.5	4.5	4.2
27	.	.	.	.	.	.	.	0.2	.
28	16.2	10.9	8.5	3.4	3.5	4.8	5.0	4.0	3.0
29	.	.	.	.	.	.	.	0.2	.
30	.	.	.	0.1	.	.	.	.	.
I	35.6	34.1	47.3	28.5	45.8	33.5	33.7	41.7	48.9
NORM	21.5	20.4	23.5	22.4	24.6	22.4	25.1	23.7	23.0
II	6.0	5.9	1.7	6.0	9.0	6.0	.	0.9	2.9
NORM	21.6	19.7	25.9	21.6	22.6	24.2	25.4	25.1	26.6
III	41.5	40.7	26.6	23.5	35.2	27.1	37.6	29.0	27.1
NORM	19.9	18.2	24.7	20.5	22.3	23.2	20.7	23.0	21.1
MND	83.1	80.7	75.6	58.0	90.0	66.6	71.3	71.6	78.9
NORM	63.0	58.2	74.1	64.5	69.5	69.7	71.2	71.8	70.7

DISTRICT 7

NR	444	449	450	453	454	455	456	458	461	463	464	467	470	474	477	479	480	481	482	483	484
DAG	KAT WIJK	DELFT	NU MANS DORP	BERG SCHEN HOEK	LISSE	STRIJ EN	OOST VOORNE	AALS MEER	BAREN DRECHT	N.HEL VOET	BRIEL LE	POORTU GAAL	ZEG VELD	VALKEN BURG VK	H.VAN H'LAND M'PAD	MAAS LAND	HON SELERS DIJK	VOOR SCHO TEN	HENDRIK IDO BACHT	KRIM-AMPEN LEK	AD HOOG MADE
1	3.7	5.0	3.7	10.0	6.1*	10.3	9.6	3.6	13.5	4.3	9.3	6.4	8.0	8.2	3.6	4.2	5.0	9.6	7.8	5.5	9.4
2	.	.	0.1	.	0.3	.	.	0.2	.	.	.	.	.	.	.	.	.	.	.	.	0.2
3	.	.	.	.	.	.	.	.	.	.	.	.	.	.	.	.	.	.	.	.	.
4	.	.	.	.	.	.	.	.	.	.	.	.	.	.	.	.	.	.	.	.	.
5	3.7	7.0	13.4	7.5	0.6	4.6	4.7	0.3	7.5	4.0	4.6	7.0	0.6	1.4	8.2	9.7	9.0	3.0	9.7	7.7	1.1
6	11.8	12.0	14.0	18.6	22.3	18.7	12.7	22.3	20.0	14.1	10.9	9.5	29.4	12.9	11.7	11.5	11.1	12.0	17.9	16.7	17.1
7	3.3	6.1	10.6	6.5	5.0	11.0	3.6	4.4	15.4	4.0	5.4	4.5	6.6	4.1	3.4	4.7	3.0	5.3	13.2	7.7	4.8
8	.	.	0.1	0.2	.	.	.	.	.	.	.	0.1	.	.	.	.	.	.	0.1	.	0.1
9	9.5	10.5	11.1	9.3	10.9	9.8	24.4	2.7	17.3	12.7	19.7	13.6	5.3	10.1	14.8	12.6	10.7	9.8	14.7	18.8	7.5
10	0.6	.	0.2	.	0.3	.	0.2	.	0.1	.	.	.	0.3	0.4	.	.	0.3	0.6	.	.	0.7
11	.	.	.	.	.	.	.	.	.	.	.	.	.	.	.	.	.	.	.	.	.
12	.	.	.	.	.	.	.	.	.	.	.	.	.	.	.	.	.	.	.	.	.
13	.	.	.	.	.	.	.	.	.	.	.	.	.	.	.	.	.	.	.	.	.
14	.	.	.	.	.	.	.	.	.	.	.	.	.	.	.	.	.	.	.	.	.
15	.	.	.	.	.	.	.	.	.	.	.	.	.	.	.	.	.	.	.	.	.
16	.	.	.	.	.	.	.	.	.	.	.	.	.	.	.	.	.	.	.	.	.
17	.	.	.	.	.	.	.	.	.	.	.	.	.	.	.	.	.	.	.	.	.
18	.	.	.	.	.	.	.	.	.	.	.	.	.	.	.	.	.	.	.	.	.
19	3.1	1.9	5.1	1.5	0.2	2.6	1.6	0.5	0.5	1.9	1.9	1.8	0.4	2.3	1.6	2.0	0.5	1.2	2.7	0.7	0.9
20	.	.	1.8	0.8	0.1	1.2	.	.	0.5	.	0.3	1.6	1.4	0.2	.	0.4	0.3	0.1	1.9	1.8	0.1
21	.	.	.	.	.	.	.	.	.	.	.	.	.	.	.	.	.	.	.	.	.
22	.	.	.	.	.	.	.	.	.	.	.	.	.	.	.	.	.	.	.	.	.
23	.	.	.	.	.	.	.	.	.	.	.	.	.	.	.	.	.	.	.	.	.
24	16.2	15.5	10.2	15.3	19.0	18.1	7.1	17.9	17.2	9.9	5.8	7.6	16.8	15.8	6.6	8.9	8.7	19.3	12.0	15.2	20.3
25	.	0.5	0.9	0.2	0.4	7.0	.	0.4	1.7	0.4	0.8	0.6	26.6	0.2	0.3	0.1	0.2	0.2	9.4	2.5	0.2
26	4.3	3.1	8.4	4.8	5.0	5.8	5.6	5.5	6.1	4.4	4.0	7.8	5.1	2.4	6.4	4.9	5.8	4.8	6.0	4.8	5.4
27	.	.	0.1	.	.	.	.	.	.	.	.	.	.	.	.	.	.	.	.	.	.
28	31.8	33.6	7.8	4.0*	33.6	6.0	11.4	3.0	8.0	22.3	12.5	11.4	3.5	36.1	5.5	17.2	29.6	36.4	5.8	5.1	4.0
29	.	.	.	.	.	.	.	.	.	.	.	.	.	.	.	.	.	.	.	.	.
30	.	.	.	.	.	.	.	.	.	.	.	.	.	.	.	.	.	.	.	.	0.1
I	32.6	40.6	53.2	52.1	45.5*	54.4	55.2	33.5	73.8	39.1	49.9	41.1	50.2	37.1	41.7	42.7	39.1	40.3	63.4	56.4	40.9
NORM	23.0	24.0	23.9	24.0	22.5	22.8	22.5	21.7	22.7	22.5	24.7	24.3	25.2	21.8	22.2			23.0	24.7	24.6	
II	3.1	1.9	6.9	2.3	0.3	3.8	1.6	0.5	1.0	1.9	2.2	3.4	1.8	2.5	1.6	2.4	0.8	1.3	4.6	2.5	1.0
NORM	22.6	26.3	28.1	25.7	23.4	24.2	21.8	24.0	28.1	21.8	24.9	25.9	23.1	23.5	23.1			25.8	27.1	30.3	
III	52.3	52.7	27.4	24.3*	58.0	36.9	24.1	26.8	33.0	37.0	23.1	27.4	52.0	54.5	18.8	31.1	44.3	60.7	33.2	27.6	30.0
NORM	21.7	21.5	20.4	21.0	20.5	19.4	19.6	22.6	21.8	19.0	22.2	20.7	21.7	22.6	19.5			19.8	19.7	21.1	
MND	88.0	95.2	87.5	78.7	103.8	95.1	80.9	60.8	107.8	78.0	75.2	71.9	104.0	94.1	62.1	76.2	84.2	102.3	101.2	86.5	71.9
NORM	67.2	71.8	72.3	70.7	66.4	66.5	63.9	68.3	72.5	63.3	71.8	70.9	70.0	67.9	64.8			68.5	71.5	76.0	

JUNI 2022

NEERSLAG 8-8 UUR (MM)

	DISTRICT 7					DISTRICT 8														
NR	548	559	561	563	572	328	329	336	350	509	510	514	523	541	542	543	546	547	550	557
DAG	LOENEN A/D VECHT	VLEU TEN	BEN SCHOP	WEESP	AB COUDE	HEERDE	WAPEN VELD	OLDE BROEK	ELBURG	DOORN	VAAS SEN	EPE	WIJK B/DUUR STEDE	ARNHEM	PUT TEN	APEL DOORN	WOUDEN BERG	NIJ KERK	DE BILT	EER BEEK
1	4.4	5.7	8.9	2.0	3.0	1.4	1.7	0.7	0.3	7.2	2.5	1.3	6.6	2.6	3.2	2.8	5.8	6.9	4.7	1.9
2	.	.	0.1	.	.	4.1	3.4	3.8	1.3	.	2.9	5.1	.	.	2.3	0.2	.	0.2	0.1	2.0
3	.	.	.	.	.	.	.	.	.	.	.	.	.	.	.	.	.	.	.	.
4	.	.	.	.	.	.	.	.	.	.	.	.	.	.	.	.	.	.	.	.
5	0.2	0.3	0.1	.	0.2	.	.	.	.	.	.	.	.	.	.	.	.	.	0.1	.
6	24.9	27.5	25.5	17.0	22.5	28.1	24.0	28.7	37.5	39.3	31.0	31.2	47.0	25.6	31.5	31.0	35.6	24.8	28.2	26.7
7	6.1	6.5	5.1	10.5	5.2	8.3	8.9	10.9	8.9	8.7	10.2	11.0	9.5	6.0*	6.7	7.7	10.4	7.2	10.5	4.1
8	.	.	.	.	.	.	0.4	0.1	.	.	.	0.2	.	0.1	.	.	0.1	0.1	.	.
9	4.9	6.7	5.7	5.9	5.0	17.1	18.0	17.0	14.8	9.8	14.0	11.9	6.5	9.0	12.4	12.5	13.8	13.9	10.5	6.3
10	.	.	0.1	0.2	.	0.1	0.2	0.1	.	0.2	0.1	.	.	1.2	.	0.1	0.2	0.2	.	.
11	.	.	.	.	.	.	.	.	.	.	.	.	.	.	.	0.1	.	.	.	.
12	.	.	.	.	.	.	.	.	.	.	.	.	.	.	.	.	.	.	.	.
13	.	.	.	.	.	0.6	1.4	1.2	1.6	.	0.2	0.4	.	.	.	0.3	.	0.1	.	0.2
14	.	.	.	.	.	.	.	.	.	.	.	.	.	.	.	.	.	.	.	.
15	.	.	.	.	.	.	.	.	.	.	.	.	.	.	.	.	.	.	.	.
16	.	.	.	.	.	.	.	.	.	.	.	.	.	.	.	.	.	.	.	.
17	.	.	.	.	.	.	.	.	.	.	.	.	.	.	.	.	.	.	.	.
18	.	.	.	.	.	.	.	.	.	.	.	.	.	.	.	.	.	.	.	.
19	0.4	0.5	0.6	.	1.0	.	.	.	.	1.8	1.5	0.2	2.2	1.1	0.4	1.6	2.6	0.4	0.3	2.7
20	.	1.7	2.0	0.9	0.3	1.2	1.5	0.7	.	1.2	2.9	1.4	1.3	2.7	0.9	3.1	1.3	0.8	1.5*	2.1
21	.	.	.	.	.	0.1	.	.	.	.	.	.	.	.	.	.	.	.	.	.
22	.	.	.	.	.	.	.	.	.	.	.	.	.	.	.	.	.	.	.	.
23	.	.	.	.	.	.	.	.	.	.	.	.	.	.	.	.	.	.	.	.
24	15.7	15.2	44.3	26.0	18.4	7.4	5.3	5.9	4.7	29.9	2.3	5.5	12.0	18.0	20.7	2.1	24.5	20.8	17.5	9.9
25	0.9	1.0	2.4	8.0	6.8	.	.	0.1	.	7.5	0.1	.	18.6	0.9	7.9	0.4	1.6	1.0	1.9	0.4
26	7.9	7.8	10.1	10.7	8.5	1.5	1.0	2.0	1.4	11.0	4.7	3.8	7.7	3.1	3.8	3.4	10.0	11.2	5.9	0.5
27	0.3	0.6	0.1	.	0.3	.	.	.	.	.	0.1	.	.	.	.	.	0.1	0.2	.	0.2
28	3.3	4.5	7.4	3.5	1.9	0.6	.	1.5	1.2	6.0*	3.0	1.3	6.0	18.1	3.4	3.4	13.6	5.1	5.7	2.3
29	.	.	.	.	.	.	.	.	.	.	.	.	.	.	.	.	.	.	.	.
30	.	.	.	.	.	.	.	.	.	.	.	.	.	.	.	.	.	.	.	.
I	40.5	46.7	45.5	35.6	35.9	59.1	56.6	61.3	62.8	65.2	60.7	60.7	69.6	44.5*	56.1	54.3	65.9	53.3	54.1	41.0
NORM	25.3	23.7	26.2	22.2	22.6	23.2	25.1	24.7	24.0	28.2	25.6	26.4	24.7	28.5	28.1	27.9	26.9	25.4	26.6	27.7
II	0.4	2.2	2.6	0.9	1.3	1.8	2.9	1.9	1.6	3.0	4.6	2.0	3.5	3.8	1.3	5.1	3.9	1.3	1.8*	5.0
NORM	22.4	24.5	25.4	24.9	25.7	22.6	22.2	22.5	23.0	27.3	22.8	24.9	25.0	21.5	24.6	24.2	25.5	22.8	24.6	20.1
III	28.1	29.1	64.3	48.2	35.9	9.6	6.3	9.5	7.3	54.4*	10.2	10.6	44.3	40.1	35.8	9.3	49.8	38.3	31.0	13.3
NORM	23.4	21.9	22.4	22.5	23.4	25.3	27.0	24.9	24.8	20.2	24.7	24.8	21.4	21.7	24.0	24.9	20.3	21.0	22.4	22.0
MND	69.0	78.0	112.4	84.7	73.1	70.5	65.8	72.7	71.7	122.6	75.5	73.3	117.4	88.4	93.2	68.7	119.6	92.9	86.9	59.3
NORM	71.1	70.2	74.0	69.6	71.7	71.1	74.3	72.1	71.7	75.7	73.0	76.2	71.1	71.7	76.7	77.0	72.7	69.2	73.6	69.8

	DISTRICT 8																	DISTRICT 9		
NR	558	560	564	565	567	570	573	576	578	579	580	582	583	591	593	595	596	588	645	663
DAG	LUN TEREN	AME RONGEN	HULS HORST	VOORT HUI ZEN	KOOT WIJK	ELS PEET	BEEK BERGEN	SPA KEN BURG	OOSTER BEEK	VEE NEN DAAL	BARNE VELD	HA MERS VELD	WAGE NINGEN PD	DEE LEN	LAREN	SOEST	EEMNES	DUI VEN	HENGE LO (GLD)	LOCHEM
1	2.8	5.2	1.2	2.4	3.7	2.5	2.6	4.5	3.6	3.8	3.2	3.6	8.8	4.4	4.4	5.5	3.4	3.9	0.9	0.8
2	.	0.1	3.3	.	.	3.9	0.3	.	.	0.1	.	.	.	0.1	.	.	0.2	1.9	3.6	4.5
3	.	.	.	.	.	.	.	.	.	.	.	.	.	.	.	.	.	.	.	.
4	.	.	.	.	.	.	.	.	.	.	.	.	.	.	.	.	.	.	.	.
5	.	.	.	.	.	.	.	.	.	.	.	.	.	.	.	.	.	.	.	.
6	36.5	45.5	50.0	39.8	37.8	39.5	30.9	21.0	33.2	33.3	52.1	38.8	36.1	30.0	23.1	23.1	19.1	18.4	15.6	9.5
7	9.0	4.5	10.9	6.8	8.1	9.3	6.0	8.3	3.4	11.4	7.2	9.6	5.2	4.5	6.0	11.2	5.8	10.3	6.1	5.6
8	.	.	.	.	.	.	.	.	0.3	0.2	.	.	.	.	.	.	.	0.1	0.1	.
9	17.6	9.8	13.8	13.7	12.8	17.0	10.4	8.2	8.3	8.1	12.3	13.4	10.3	18.9	7.2	10.0	10.2	8.6	9.8	8.0
10	.	0.5	.	.	0.3	0.1	0.1	0.1	0.3	0.1	0.2	0.2	.	6.5	.	.	.	3.9	5.4	.
11	.	.	0.1	.	0.1	.	0.1	.	.	.	.	.	0.1	0.1	0.1	.	0.1	0.1	.	.
12	.	.	.	.	.	.	.	.	.	.	.	.	.	.	.	.	.	.	.	.
13	.	.	0.4	.	0.2	0.5	.	.	.	.	0.2	.	.	.	0.1	.	.	.	0.2	.
14	.	.	.	.	.	.	.	.	.	.	.	.	.	.	.	.	.	.	.	.
15	.	.	.	.	.	.	.	.	.	.	.	.	.	.	.	.	.	.	.	.
16	.	.	.	.	.	.	.	.	.	.	.	.	.	.	.	.	.	.	.	.
17	.	.	.	.	.	.	.	.	.	.	.	.	.	.	.	.	.	.	.	.
18	.	.	.	.	.	.	.	.	.	.	.	.	.	.	.	.	.	.	.	.
19	2.6	2.4	0.3	1.6	3.0	0.6	0.9	0.3	0.7	0.2	2.9	0.9	1.5	0.9	0.6	0.5	0.6	0.3	.	0.3
20	2.2	1.3	0.8	1.6	2.0	0.7	0.9	1.6	1.1	0.1	1.0	1.6	1.9	2.2	0.6	1.2	0.2	1.9	3.1	2.6
21	.	.	.	.	.	.	.	.	.	.	.	.	.	.	.	.	.	.	.	.
22	.	.	.	.	.	.	.	.	.	.	.	.	.	.	.	.	.	.	.	.
23	.	.	.	.	.	.	.	.	.	.	.	.	.	.	.	.	.	.	.	.
24	15.9	36.5	10.5	21.9	16.3	11.5	11.0	22.7	29.7	28.0	17.8	21.4	26.0	13.8	26.0	31.2	32.1	11.5	2.2	3.7
25	0.6	3.0	0.8	0.8	0.5	0.5	0.9	0.2	1.9	1.9	1.5	4.9	3.5	1.2	0.4	3.5	0.1	0.5	0.3	1.0
26	4.8	6.7	1.9	3.7	0.8	1.8	5.1	27.0	0.7	3.8	5.6	16.3	4.5	1.8	12.5*	19.0	14.0	0.9	0.3	4.7
27	.	0.1	0.2	.	.	.	0.1	.	.	.	.	.	.	0.1	.	.	.	0.4	1.0	0.6
28	4.0	11.7	2.6	3.5	3.5*	1.9	2.9	4.4	4.1	4.7	4.4	10.0	5.0	4.5	3.5	4.7	3.9	3.4	7.3	17.7
29	.	.	.	.	.	.	.	.	.	.	.	.	.	.	.	.	.	0.1	.	.
30	.	.	.	.	.	.	.	.	.	.	.	.	.	.	.	.	.	.	.	.
I	65.9	65.6	79.2	62.7	62.7	72.3	50.3	42.1	49.1	57.0	75.0	65.6	60.4	64.4	40.7	49.8	38.7	47.1	41.5	28.4
NORM	24.9	24.8	23.7	26.0	25.2	25.9	26.5	25.7	27.0	25.7	24.6	25.7	25.3	27.6	24.2		24.2	26.9	23.9	23.0
II	4.8	3.7	1.6	3.2	5.3	1.8	1.9	1.9	1.8	0.3	4.1	2.5	3.5	3.2	1.4	1.7	0.9	2.3	3.3	2.9
NORM	25.2	25.7	25.0	23.5	24.2	26.4	24.1	21.5	22.7	23.1	25.8	25.0	22.8	23.9	22.1		21.6	21.3	21.6	21.2
III	25.3	58.0	16.0	29.9	21.1*	15.7	20.0	54.3	36.4	38.4	29.3	52.6	39.0	21.4	42.4*	58.4	50.1	16.8	11.1	27.7
NORM	22.7	20.8	23.9	21.0	23.5	24.2	24.6	21.6	21.4	18.9	21.4	20.2	18.8	23.2	22.7		22.4	19.2	22.3	19.8
MND	96.0	127.3	96.8	95.8	89.1	89.8	72.2	98.3	87.3	95.7	108.4	120.7	102.9	89.0	84.5	109.9	89.7	66.2	55.9	59.0
NORM	72.8	71.2	72.6	70.6	72.9	76.5	75.2	68.8	71.2	67.7	71.8	70.9	66.8	74.6	69.0		68.2	67.4	67.9	64.0

JUNI 2022

NEERSLAG 8-8 UUR (MM)

DISTRICT 9

NR	666	667	669	673	674	678	679	680	682	683	684	686	688	689
DAG	WIN TERS WIJK	DOETIN CHEM	BOR CULO	GEN DRIN GEN	REKKEN	ALMEN	HERWEN	AAL TEN	MAR KELO	LICH TEN VOORDE	LIE VELDE	WOOLD	HUP SEL	DEVEN TER
1	1.1	3.0	0.9	2.9	0.5	2.0*	1.2	2.8	0.4	1.8	1.2	2.3	1.1	1.8
2	0.9	0.3	6.9	0.2	5.8	1.7	.	7.1	1.4	0.2	0.1	3.6	1.8	1.6
3	.	.	.	.	.	.	.	.	.	.	.	.	.	.
4	.	.	.	.	.	.	.	.	.	.	.	.	.	.
5	.	.	.	.	.	.	.	.	.	.	.	.	.	.
6	8.5	20.4	10.0	23.6	7.6	11.2	14.9	8.5	8.5	9.0	8.0	7.3	8.8	18.9
7	3.5	6.9	4.6	3.5	3.6	4.2	5.2	3.0	3.9	2.5	2.3	3.0	4.3	4.0
8	.	0.2	.	0.4	.	.	0.2	0.2	.	.	.	1.0	0.1	.
9	9.4	13.4	15.6	16.0	13.2	5.9	9.9	11.5	13.1	11.1	8.5	11.8	13.1	7.5
10	1.2	1.4	1.1	2.2	12.2	0.2	3.1	3.3	5.1	1.4	2.1	1.2	1.4	.
11	.	.	.	.	.	.	.	.	.	.	0.1	.	0.1	.
12	.	.	.	.	.	.	.	.	.	.	.	.	.	.
13	2.9	1.9	0.6	.	0.9	0.2	.	0.5	0.3	1.9	1.8	2.3	0.1	1.0
14	.	.	.	.	.	.	.	.	.	.	.	.	.	.
15	.	.	.	.	.	.	.	.	.	.	.	.	.	.
16	.	.	.	.	.	.	.	.	.	.	.	.	.	.
17	.	.	.	.	.	.	.	.	.	.	.	.	.	.
18	.	.	.	.	.	.	.	.	.	.	.	.	.	.
19	.	.	.	.	.	0.5	.	.	0.5	.	.	.	.	.
20	2.6	2.0	1.6	2.0	0.6	2.7	2.1	1.0	1.9	0.8	0.5	1.5	1.0	2.1
21	.	.	.	.	.	.	.	.	.	.	.	.	.	.
22	.	.	.	.	.	.	.	.	.	.	.	.	.	.
23	.	.	.	.	.	.	.	.	.	.	.	.	.	.
24	17.9	2.1	0.6	1.6	4.0	5.3	12.0	3.5	1.7	4.5	16.5	11.0	10.9	4.0
25	0.3	2.5	1.8	1.5	5.5	0.2	1.2	1.0	2.8	0.5	0.2	0.5	0.5	.
26	1.8	0.2	2.3	3.6	3.4	0.7	0.1	4.0	3.2	2.0	2.2	5.0	3.4	.
27	3.4	0.5	1.6	0.3	4.2	0.6	.	2.5	1.1	4.8	5.3	2.7	4.8	0.4
28	8.3	8.6	5.5	0.8	2.5	10.7	7.1	7.6	6.8	5.0*	5.1	2.4	9.6	1.1
29	.	.	.	.	.	.	.	.	.	.	.	.	.	.
30	.	.	.	.	.	.	.	.	.	.	.	.	.	.
I	24.6	45.6	39.1	48.8	42.9	25.2*	34.5	36.4	32.4	26.0	22.2	30.2	30.6	33.8
NORM	26.1	28.4	21.8	25.1	22.8	22.5	25.3	25.5	24.6	26.1	25.9	30.6	24.9	21.0
II	5.5	3.9	2.2	2.0	1.5	3.4	2.1	1.5	2.7	2.7	2.4	3.8	1.2	3.1
NORM	21.8	23.1	20.6	20.5	20.9	21.0	20.8	21.2	23.8	20.6	22.9	22.3	22.4	20.0
III	31.7	13.9	11.8	7.8	19.6	17.5	20.4	18.6	15.6	16.8*	29.3	21.6	29.2	5.5
NORM	21.0	20.5	22.4	17.9	20.4	18.4	17.2	22.9	20.3	21.8	20.9	23.1	21.6	18.3
MND	61.8	63.4	53.1	58.6	64.0	46.1	57.0	56.5	50.7	45.5	53.9	55.6	61.0	42.4
NORM	68.8	72.1	64.8	63.4	64.1	61.9	63.3	69.6	68.7	68.5	69.6	76.0	69.2	59.3

DISTRICT 10

NR	434	465	539	549	562	569
DAG	GROOT AMMERS	OUD AL BLAS	NIJ MEGEN	CULEM BORG	TIEL	HEU MEN
1	9.5	6.6	0.9	6.2	5.9	3.1
2	.	.	.	.	.	3.2
3	.	.	.	.	.	.
4	.	.	.	.	.	.
5	2.2	8.0	.	0.1	.	.
6	35.4	17.2	28.2	67.8	34.1	27.5
7	6.0	12.2	7.2	6.4	8.0	6.6
8	.	0.1	.	.	.	0.3
9	13.1	27.0	8.8	7.9	10.0	12.5
10	0.9	.	0.6	.	.	.
11	.	.	.	.	.	.
12	.	.	.	.	.	.
13	0.3	.	.	.	.	.
14	.	.	.	.	.	.
15	.	.	.	.	.	.
16	.	.	.	.	.	.
17	.	.	.	.	.	.
18	.	.	.	.	.	.
19	1.0	2.1	0.2	2.8	.	0.6
20	1.6	2.0	1.9	0.8	3.7	2.1
21	.	.	.	.	.	.
22	.	.	.	.	.	.
23	.	.	.	.	.	.
24	19.9	18.2	52.3	10.4	19.5	14.4
25	3.0	5.7	5.0	16.3	1.2	2.5
26	6.0	5.3	3.1	5.3	6.1	0.5
27	.	.	.	.	.	.
28	5.6	4.6	5.2	5.4	8.8	4.7
29	.	.	.	.	.	.
30	.	.	.	.	.	.
I	67.1	71.1	45.7	88.4	58.0	53.2
NORM	23.9	24.2	26.5	22.5	24.9	27.2
II	2.9	4.1	2.1	3.6	3.7	2.7
NORM	25.3	26.1	21.9	24.6	24.4	21.4
III	34.5	33.8	65.6	37.4	35.6	22.1
NORM	20.3	21.0	18.2	20.1	18.5	17.0
MND	104.5	109.0	113.4	129.4	97.3	78.0
NORM	69.4	71.3	66.6	67.2	67.8	65.6

DISTRICT 10

NR	584	589	830	835	836	840	910	917
DAG	GELDER MALSEN	ZET TEN	HER WIJNEN	ANDEL	GORIN CHEM	NIEU WEN DIJK	AMMER ZODEN	ZALT BOMMEL
1	7.8	5.1	9.4	6.3	9.2	5.1	2.5	5.5
2	.	.	.	.	.	.	0.5	.
3	.	.	.	.	.	.	.	.
4	.	.	.	.	.	.	.	.
5	.	.	0.9	1.0	1.0	3.5	.	.
6	76.2	41.0	63.8	58.4	52.3	34.0	67.6	67.5
7	6.8	7.8	7.4	8.9	9.0	9.0	9.4	10.7
8	0.1	0.2	.	.	.	0.1	.	.
9	8.5	8.2	13.1	12.3	17.5	16.9	15.9	12.2
10	.	.	.	.	.	.	.	.
11	.	.	.	.	.	.	.	.
12	.	.	.	.	.	.	.	.
13	.	.	.	.	.	.	.	.
14	.	.	.	.	.	.	.	.
15	.	.	.	.	.	.	.	.
16	.	.	.	.	.	.	.	.
17	.	.	.	.	.	.	.	.
18	.	.	.	.	.	.	.	.
19	1.0	1.0	2.7	2.7	2.2	2.5	4.5	1.3
20	1.5	1.6	0.7	1.3	1.0	0.4	3.0	1.9
21	.	.	.	.	.	.	.	.
22	.	.	.	.	.	.	.	.
23	.	.	.	.	.	.	.	.
24	13.6	25.0	16.0	24.4	38.1	14.8	15.6	14.5
25	12.0	2.0	9.4	7.5	6.6	6.3	4.7	2.5
26	6.4	3.9	5.2	16.7	7.8	8.0*	5.0*	3.7
27	.	.	.	.	.	0.1	.	.
28	18.1	8.6	8.9	9.3	6.7	7.0*	15.4	21.5
29	.	.	.	.	.	.	.	.
30	.	.	.	.	.	.	.	.
I	99.4	62.3	94.6	86.9	89.0	68.6	95.9	95.9
NORM	25.0	25.4	24.0	24.7	27.3	25.0	22.7	23.7
II	2.5	2.6	3.4	4.0	3.2	2.9	7.5	3.2
NORM	23.7	22.7	23.1	24.9	24.5	24.8	24.5	23.1
III	50.1	39.5	39.5	57.9	59.2	36.2*	40.7*	42.2
NORM	20.4	19.6	19.8	21.5	22.3	18.4	18.8	20.1
MND	152.0	104.4	137.5	148.8	151.4	107.7	144.1	141.3
NORM	69.0	67.7	66.9	71.1	74.1	68.2	66.0	66.8

DISTRICT 11

NR	446	447	462	471	705	733	735	736	737	738	740	741
DAG	GOEDE REEDE	DEN BOMMEL	DIRKS LAND	OUD DORP POLDER	BRES KENS	RIT THEM	KAPEL LE	BROU WERS HAVEN	KERK WERVE	BIER VLIET	ST KRUIS	STAVE NISSE
1	0.8	0.5	7.3	0.5	2.1	1.6	1.2	1.0	0.8	0.5	0.4	2.7
2	.	.	.	.	.	.	.	.	.	.	0.1	.
3	.	.	.	.	.	.	.	.	.	.	.	.
4	.	.	.	0.1	.	.	.	.	.	.	.	.
5	6.8	20.5	8.0	2.9	15.6	21.4	10.6	3.6	3.4	19.0	14.2	12.3
6	29.9	16.7	10.4	16.8	1.5	2.2	8.1	7.3	7.5	2.1	2.5	15.2
7	4.6	10.3	5.0	4.2	12.6	10.6	12.6	4.8	3.9	2.2	0.5	9.4
8	0.6	0.3	0.5	1.7	3.5	3.3	4.1	0.4	0.1	6.5	4.0	0.5
9	18.2	11.5	13.5	15.6	6.9	7.0	9.4	11.2	9.8	8.4	7.0	12.8
10	.	0.1	.	0.1	.	.	.	.	.	.	.	.
11	.	.	.	.	.	.	.	.	.	.	.	.
12	.	.	.	.	.	.	.	.	.	.	.	.
13	.	.	.	.	.	.	.	.	.	.	0.1	.
14	.	.	.	.	.	.	.	.	.	.	.	.
15	.	.	.	.	.	.	.	.	.	.	.	.
16	.	.	.	.	.	.	.	.	.	.	.	.
17	.	.	.	.	.	.	.	.	.	.	.	.
18	.	.	.	.	.	.	.	.	.	.	.	.
19	1.9	1.0	3.1	1.8	2.2	1.4	1.3	1.2	1.2	1.0	1.2	1.2
20	0.5	1.7	1.5	0.3	3.9	3.8	1.3	1.1	1.3	2.5	2.3	2.3
21	.	.	.	.	.	.	.	.	.	.	.	.
22	.	.	.	.	.	.	.	.	.	.	.	.
23	.	.	.	.	.	.	.	.	.	.	.	.
24	18.6	9.2	17.4	12.1	0.3	2.2	8.9	7.7	6.8	4.5	0.6	11.2
25	.	3.9	0.4	0.4	5.2	4.2	2.3	1.1	1.7	4.6	4.5	1.4
26	3.0	3.8	4.2	2.5	2.0	1.6	3.6	1.8	1.9	1.6	2.0	3.4
27	.	0.2	0.1	0.1	.	.	.	.	.	.	0.1	.
28	10.2	10.6	3.3	3.3	3.1	11.0	6.1	16.3	15.6	3.9	0.9	6.3
29	.	.	.	.	.	.	.	.	.	.	.	.
30	.	.	.	.	.	.	.	.	.	.	.	.
I	60.9	59.9	44.7	41.9	42.2	46.1	46.0	28.3	25.5	38.7	28.7	52.9
NORM	26.0	25.1	25.4	23.9	23.4	22.5	27.9	23.5	23.5	25.2	22.6	25.5
II	2.4	2.7	4.6	2.1	6.1	5.2	2.6	2.3	2.5	3.5	3.6	3.5
NORM	21.3	23.5	22.3	20.8	22.5	24.8	25.2	21.5	21.3	22.9	23.1	23.7
III	31.8	27.7	25.4	18.4	10.6	19.0	20.9	26.9	26.0	14.6	8.1	22.3
NORM	19.1	18.9	20.3	21.2	14.7	17.4	20.0	21.4	19.8	17.9	15.9	18.0
MND	95.1	90.3	74.7	62.4	58.9	70.3	69.5	57.5	54.0	56.8	40.4	78.7
NORM	66.4	67.5	68.1	65.9	60.6	64.7	73.1	66.4	64.7	66.0	61.7	67.2

JUNI 2022

NEERSLAG 8-8 UUR (MM)

DISTRICT 11

NR	742	743	744	746	747	749	750	751	752	754	755	756	757	758	760	761	762	763	764	767	770
DAG	TER NEU ZEN	NOORD GOUWE	ANNA JACOBA POLDER	WEST KAPEL LE	KRAB BEN DIJKE	WILHEL MINA DORP	RIL LAND	VROU WEN POLDER	HAAM STEDE	OVE ZANDE	KORT GENE	MIDDEL BURG	THOLEN	WOL PH'RTS DIJK	'S HEE REN HOEK	PHI LIP PINE	SCHOON DIJKE	CAD ZAND	KLOOS TER ZANDE	KA PELLE BRUG	WEST DORPE
1	0.6	1.0	1.7	1.4	0.6	1.5	5.1	0.7	0.7	0.6	6.6	1.7	2.6	2.3	1.6	0.2	2.5	1.3	5.7	3.8	4.2
2	.	.	.	.	.	.	.	.	.	.	.	0.3	.	.	.	.	.	.	.	.	.
3	.	.	.	.	.	.	.	.	.	.	.	.	.	.	.	.	.	.	.	.	.
4	.	.	.	.	.	.	.	.	0.2	.	.	.	.	.	.	.	.	.	.	0.1	.
5	12.1	4.9	22.0	10.4	10.5	4.3	4.5	6.2	7.8	20.5	6.6	17.4	6.8	11.4	15.6	17.5	19.5	13.7	5.3	5.6	8.8
6	5.2	9.5	10.3	2.3	10.4	7.8	13.4	2.3	2.3	7.8	4.2	2.2	12.8	7.2	3.8	5.5	2.0	2.9	8.3	8.1	5.3
7	0.4	5.4	8.2	1.9	3.8	9.5	4.0	2.2	3.9	8.2	11.2	7.4	12.8	8.3	14.1	0.6	6.3	19.1	0.6	0.4	0.2
8	4.7	0.5	.	1.2	4.8	1.7	3.3	1.0	0.2	3.3	2.8	1.5	1.0	1.2	3.4	5.3	5.6	3.2	6.3	1.5	3.5
9	9.5	11.5	14.0	8.8	11.4	9.5	12.7	10.4	9.0*	8.6	10.4	9.0	11.7	10.3	11.1	6.8	6.9	6.4	12.3	9.9	8.6
10	.	.	.	.	.	.	.	.	.	.	.	.	.	.	.	.	.	.	.	.	.
11	.	.	.	.	.	.	.	0.1	.	.	.	.	.	.	.	.	.	.	.	.	.
12	.	.	.	.	.	.	.	.	.	.	.	.	.	.	.	.	.	.	.	.	.
13	.	.	.	.	.	.	.	.	.	.	.	.	.	.	.	.	.	.	.	.	.
14	.	.	.	.	.	.	.	.	.	.	.	.	.	.	.	.	.	.	.	.	.
15	.	.	.	.	.	.	.	.	.	.	.	.	.	.	.	.	.	.	.	.	.
16	.	.	.	.	.	.	.	.	.	.	.	.	.	.	.	.	.	.	.	.	.
17	.	.	.	.	.	.	.	.	.	.	.	.	.	.	.	.	.	.	.	.	.
18	.	.	.	.	.	.	.	.	.	.	.	.	.	.	.	.	.	.	.	.	.
19	2.0	1.2	0.8	1.1	2.7	1.9	1.6	1.1	3.1	1.8	0.6	1.7	2.3	1.1	2.7	2.2	4.8	2.9	2.1	1.9	5.8
20	1.1	1.3	2.2	1.6	1.9	2.8	1.7	1.3	1.1	2.1	3.8	3.4	1.9	3.7	3.1	1.5	2.4	3.8	1.4	1.5	2.5*
21	.	.	.	.	.	.	.	.	.	.	.	.	.	.	.	.	.	.	.	.	.
22	.	.	.	.	.	.	.	.	.	.	.	.	.	.	.	.	.	.	.	.	.
23	.	.	.	.	.	.	.	.	.	.	.	.	.	.	.	.	.	.	.	.	.
24	4.0	12.8	9.6	0.1	7.6	7.2	10.3	1.2	6.8	6.3	6.9	1.2	10.1	4.7	6.9	4.9	0.5	0.5	4.9	3.2	6.6
25	10.0	1.3	2.9	0.8	2.8	18.4	19.2	0.8	1.9	9.6	3.8	2.0	1.8	4.7	3.5	11.7	5.0	6.1	5.5	55.5	6.1
26	2.0	2.3	5.6	2.5	2.5	2.4	5.3	1.9	2.3	2.3	3.1	1.9	4.1	1.6	1.5	2.4	2.0	1.5	3.4	4.6	2.8
27	.	.	.	.	.	.	.	.	.	.	.	.	.	.	.	.	.	.	.	.	.
28	5.4	23.7	4.0	0.8	10.3	3.7	7.1	0.9	3.7	5.8	9.2	6.3	2.4	9.2	6.0*	4.7	3.0	5.4	5.6	13.8	6.3
29	.	.	.	.	.	.	.	.	.	.	.	.	.	.	.	.	.	.	.	.	.
30	.	.	.	.	.	.	.	.	.	.	.	.	.	.	.	.	.	.	.	.	.
I	32.5	32.8	56.2	26.0	41.5	34.3	43.0	22.8	24.1*	49.0	41.8	39.5	47.7	40.7	49.6	35.9	42.8	46.6	38.5	29.4	30.6
NORM	27.4	23.5	25.5	23.7	26.4	26.1	25.2	24.9	23.1	25.3	24.4	24.1	27.2	27.2	24.6	24.6	25.1	25.0	26.6	29.6	27.7
II	3.1	2.5	3.0	2.7	4.6	4.7	3.3	2.5	4.2	3.9	4.4	5.1	4.2	4.8	5.8	3.7	7.2	6.7	3.5	3.4	8.3*
NORM	25.9	22.0	23.0	20.4	24.3	23.0	25.9	20.2	19.9	26.1	21.0	23.6	22.6	22.6	25.9	23.9	23.9	20.5	25.8	25.6	22.8
III	21.4	40.1	22.1	4.2	23.2	31.7	41.9	4.8	14.7	24.0	23.0	11.4	18.4	20.2	17.9*	23.7	10.5	13.5	19.4	77.1	21.8
NORM	18.7	18.2	17.0	17.5	19.1	20.2	18.4	20.3	21.4	18.0	20.4	16.9	18.1	19.1	18.6	17.5	16.0	16.7	21.0	18.7	17.3
MND	57.0	75.4	81.3	32.9	69.3	70.7	88.2	30.1	43.0	76.9	69.2	56.0	70.3	65.7	73.3	63.3	60.5	66.8	61.4	109.9	60.7
NORM	72.0	63.7	65.5	61.5	69.8	69.4	69.5	65.4	64.4	69.4	65.8	64.7	67.9	68.8	69.1	65.9	64.9	62.1	73.4	73.9	67.8

DISTRICT 12

NR	828	829	832	833	834	837	838	839	841
DAG	OUDEN BOSCH	ZUN DERT	BERGEN O/ZOOM	OOS TER HOUT	CHAAM	STEEN BERGEN	GINNE KEN	HOOGER HEIDE	KLUN DERT
1	1.8	2.2	3.3	7.2	3.9	2.3	1.6	2.0*	2.6
2	0.2	1.3	3.6	.	1.9	0.1	0.6	. *	.
3	.	.	.	.	.	.	.	. *	.
4	.	.	.	.	.	0.1	.	. *	.
5	7.7	6.0	4.9	8.1	2.5	19.0	5.2	8.2	17.0
6	14.6	14.7	6.2	22.6	25.0	16.5	15.5	22.1	15.5
7	14.7	5.6	10.4	10.5	4.9	11.7	6.8	1.9	9.5
8	0.4	2.5	4.0	0.2	10.0	0.5	3.6	3.2	.
9	15.0	17.9	11.4	12.1	12.5*	15.3	11.6	10.0	13.2
10	.	0.1	.	.	.	.	.	.	.
11	.	.	.	.	.	.	.	.	.
12	.	.	.	.	.	.	.	.	.
13	.	.	.	.	.	.	.	.	.
14	.	.	.	.	.	.	.	.	.
15	.	.	.	.	.	.	.	.	.
16	.	.	.	.	.	.	.	.	.
17	.	.	.	.	.	.	.	.	.
18	.	.	.	.	.	.	.	.	.
19	2.6	2.2	1.9	3.8	1.6	1.4	5.6	2.6	1.8
20	0.7	1.8	1.1	2.1	1.7	1.9	3.2	1.8	0.8
21	.	.	.	.	.	.	.	.	.
22	.	.	.	.	.	.	.	.	.
23	.	.	.	.	.	.	.	.	.
24	12.3	11.8	9.8	18.7	27.0	10.8	11.4	10.5	10.0
25	9.8	2.7	2.1	3.7	1.7	3.4	2.5	4.0	12.5
26	6.7	2.5	2.8	3.6	5.5	1.9	5.0	3.7	8.6
27	.	.	.	.	.	.	.	0.1	.
28	5.1	5.4	3.0	7.8	8.7	6.8	6.0*	13.8	4.4
29	.	.	.	.	.	.	.	.	.
30	.	.	.	.	.	.	.	.	.
I	54.4	50.3	43.8	60.7	60.7*	65.5	44.9	47.4*	57.8
NORM	23.8	26.1	26.8	27.4	27.4	25.8	25.0	27.6	23.3
II	3.3	4.0	3.0	5.9	3.3	3.3	8.8	4.4	2.6
NORM	24.0	26.5	21.7	24.7	28.6	22.6	24.8	25.8	24.3
III	33.9	22.4	17.7	33.8	42.9	22.9	24.9*	32.1	35.5
NORM	19.5	17.9	15.8	20.8	17.2	19.1	17.0	19.2	20.5
MND	91.6	76.7	64.5	100.4	106.9	91.7	78.6	83.9	95.9
NORM	67.3	70.5	64.3	72.9	73.3	67.6	66.8	72.6	68.1

DISTRICT 13

NR	827	831	843	844	892	896	899	901	903	904	905
DAG	TIL BURG	ES BEEK	GILZE RIJEN	CA PELLE	GIERS BER GEN	HEL MOND	GEMERT	NU LAND	MEGEN	SOME REN	ST ANTHO NIS
1	8.0	6.8	3.3	6.5	9.1	1.5	6.5	2.7	6.0*	2.3	4.2
2	1.6	.	0.8	.	0.4	1.2	6.3	0.7	.	2.2	4.4
3	.	.	.	.	.	.	.	.	.	.	.
4	.	.	.	.	.	.	.	.	.	.	.
5	5.7	4.0	1.3	.	.	.	.	.	.	.	.
6	31.6	35.6	23.0	30.0	54.4	34.5	48.0	58.8	28.0	41.3	40.7
7	6.8	0.7	6.8	10.3	9.1	0.5	0.8	9.5	12.5	0.8	3.4
8	4.8	3.0	4.4	2.4	0.6	0.5	1.7	.	.	2.8	0.7
9	18.5	16.9	14.2	11.3	12.2	12.5	15.2	12.5	10.6	13.4	12.3
10	.	.	.	.	.	.	.	.	.	2.8	.
11	.	.	.	.	.	.	.	.	.	.	.
12	.	.	.	.	.	.	.	.	.	.	.
13	.	.	.	.	.	.	.	.	.	0.1	.
14	.	.	.	.	.	.	.	.	.	.	.
15	.	.	.	.	.	.	.	.	.	.	.
16	.	.	.	.	.	.	.	.	.	.	.
17	.	.	.	.	.	.	.	.	.	.	.
18	.	.	.	.	.	.	.	.	.	.	.
19	.	1.1	1.6	3.4	.	0.1	0.5	.	0.6	0.1	.
20	.	0.6	2.0	.	3.1	1.5	1.6	2.1	3.0	0.8	0.6
21	.	.	.	.	.	.	.	.	.	.	.
22	.	0.3	.	.	.	.	.	.	.	.	.
23	.	.	.	.	.	.	.	.	.	.	.
24	15.4	14.1	31.4	25.4	13.2	22.1	32.0	10.4	22.4	25.6	13.4
25	0.8	0.5	0.9	4.3	0.8	0.3	3.0	2.9	2.8	0.3	3.0
26	4.5	7.7	4.3	7.0	6.2	1.6	0.3	5.4	5.8	0.3	0.5
27	.	0.1	.	.	.	.	0.1	.	.	0.3	1.0
28	10.0	4.4	10.0	14.4	9.4	5.8	9.0	5.2	10.0	10.2	6.4
29	.	.	.	.	.	.	.	.	.	.	.
30	.	.	.	.	.	.	.	.	.	.	.
I	77.0	67.0	53.8	60.5	85.8	50.7	78.5	84.2	57.1*	65.6	65.7
NORM	28.8	27.9	27.2	24.1	25.5	27.2	22.8	28.9	27.7	28.4	28.4
II	.	1.7	3.6	3.4	3.1	1.6	2.1	2.1	3.6	1.0	0.6
NORM	23.4	22.1	24.8	23.6	25.2	23.0	21.6	24.6	21.6	22.3	21.1
III	30.7	27.1	46.6	51.1	29.6	29.8	44.4	23.9	41.0	36.7	24.3
NORM	18.0	16.3	17.8	18.0	18.9	17.4	17.2	20.0	17.4	17.5	16.7
MND	107.7	95.8	104.0	115.0	118.5	82.1	125.0	110.2	101.7	103.3	90.6
NORM	70.2	66.4	69.7	65.7	69.6	67.6	61.6	73.5	66.7	68.2	66.2

JUNI 2022

NEERSLAG 8-8 UUR (MM)

DISTRICT 13

NR	906	907	908	909	911	912	914	915	918	919	920	926
DAG	OIR SCHOT	BOX TEL	DEURNE	MILL	DIN THER	LEENDE	OSS	EERSEL	MAAR HEEZE	EIND HOVEN VB	VOLKEL	WAALRE
1	4.6	5.2	1.9	8.7	5.0	3.2	1.4	1.6	2.7	3.0	6.4	2.0
2	3.6	5.9	5.9	3.0	3.0	0.7	1.0	0.8	0.1	0.5	4.2	2.7
3	.	0.2	.	.	.	.	.	.	.	.	.	.
4	.	.	.	.	.	.	.	.	.	.	.	.
5	0.6	0.3	.	.	.	.	.	2.8	.	1.7	.	.
6	45.0	63.5	28.4	64.4	71.0	39.3	33.5	37.5	39.5	45.0	38.9	41.8
7	1.1	3.7	0.3	6.5	6.3	0.2	10.8	3.0	.	0.1	5.8	0.1
8	5.1	7.3	1.4	2.3	2.7	5.3	.	1.9	.	1.2	2.5	2.7
9	12.9	16.0	15.2	12.7	14.6	13.0	9.9	22.2	13.9	16.1	15.2	16.9
10	.	.	0.3	.	.	1.5	.	8.9	1.1	.	.	6.3
11	.	.	.	.	.	.	.	0.1	.	.	.	0.1
12	.	.	.	.	.	.	.	.	.	.	.	.
13	.	.	0.3	.	.	.	.	.	0.2	.	.	.
14	.	.	.	.	.	.	.	.	.	.	.	.
15	.	.	.	.	.	.	.	.	.	.	.	.
16	.	.	.	.	.	.	.	.	.	.	.	.
17	.	.	.	.	.	.	.	.	.	.	.	.
18	.	.	.	.	.	.	.	.	.	.	.	.
19	.	0.6	.	0.3	.	0.5	0.8	0.7	.	1.3	0.6	1.4
20	1.7	0.8	0.8	2.5	1.6	1.0	1.2	1.9	0.7	0.9	2.4	0.3
21	.	.	.	.	.	.	.	.	.	.	.	.
22	.	0.6	.	.	.	.	.	.	.	0.1	.	.
23	.	.	.	.	.	.	.	.	.	.	.	.
24	28.3	12.9	38.4	19.8	13.3	10.8	26.3	11.4	11.5	17.4	20.0	11.6
25	6.3	5.0	0.5	3.6	9.2	1.2	5.7	7.7	0.5	4.5	3.6	3.1
26	13.0	13.0	0.3	0.9	4.5	1.3	6.0	17.0	0.5	12.4	1.3	4.6
27	.	.	0.5	.	.	.	.	.	0.2	.	.	0.1
28	8.9	9.8	7.2	6.2	11.3	15.6	8.8	5.7	9.5	11.8	6.4	14.8
29	.	.	.	.	.	.	.	.	.	.	.	.
30	.	.	.	.	.	.	.	.	.	.	.	.
I	72.9	102.1	53.4	97.6	102.6	63.2	56.6	78.7	57.3	67.6	73.0	72.5
NORM	26.2	24.6	31.4	28.6	26.1	30.6	26.9	28.1	27.2	26.6	27.5	26.7
II	1.7	1.4	1.1	2.8	1.6	1.5	2.0	2.7	0.9	2.2	3.0	1.8
NORM	21.0	23.1	20.5	21.1	23.5	21.0	20.9	22.4	20.4	23.5	22.0	21.6
III	56.5	41.3	46.9	30.5	38.3	28.9	46.8	41.8	22.2	46.2	31.3	34.2
NORM	19.6	20.1	16.8	18.5	17.5	17.0	16.5	17.1	14.8	17.5	21.1	17.3
MND	131.1	144.8	101.4	130.9	142.5	93.6	105.4	123.2	80.4	116.0	107.3	108.5
NORM	66.7	67.8	68.7	68.3	67.1	68.6	64.3	67.6	62.5	67.7	70.6	65.6

DISTRICT 14

NR	883	897	913	921	922	923	961	964
DAG	SEVE NUM	VENLO	IJSSEL STEYN	VENRAY	SIEBEN GE WALD	ARCEN	ROER MOND	WEERT
1	1.2	0.9	1.0	0.6	5.0	1.0	0.5	2.1
2	0.2	2.6	4.8	5.1	1.9	2.0	0.2	0.9
3	.	.	.	.	.	.	.	.
4	.	.	.	.	.	.	.	.
5	.	.	.	.	.	.	.	.
6	33.0	28.4	22.5	39.4	41.2	39.1	19.3	29.6
7	.	3.3	0.3	0.8	5.1	.	0.8	0.3
8	.	1.6	0.2	0.4	0.9	1.7	1.5	1.3
9	11.4	8.7	12.8	11.6	9.5	12.2	10.8	13.8
10	.	.	2.8	4.3	0.1	3.1	20.6	11.9
11	.	.	.	.	0.1	0.2	0.1	0.1
12	.	.	.	.	.	.	.	.
13	0.8	2.6	0.6	0.7	.	0.5	0.5	0.5
14	.	.	.	.	.	.	.	.
15	.	.	.	.	.	.	.	.
16	.	.	.	.	.	.	.	.
17	.	.	.	.	.	.	.	.
18	.	.	.	.	.	.	.	.
19	.	.	.	.	0.1	.	.	.
20	.	1.6	0.9	1.0	0.8	0.2	5.1	0.9
21	.	.	.	.	.	.	.	.
22	.	.	.	.	.	.	.	.
23	.	.	.	.	.	.	.	.
24	7.9	7.2	25.4	11.3	32.0	13.6	28.7	13.8
25	2.8	1.9	0.6	3.2	5.5	3.9	0.4	1.2
26	0.1	0.4	0.4	.	0.3	0.3	.	0.2
27	1.0	.	0.7	1.3	0.8	0.2	0.9	0.8
28	4.6	6.4	7.4	5.6	4.0	6.5	1.4	9.3
29	.	.	.	.	.	.	.	.
30	.	.	.	.	.	.	.	.
I	45.8	45.5	44.4	62.2	63.7	59.1	53.7	59.9
NORM	30.0	27.5	30.4	28.1	27.4	30.1	29.0	25.1
II	0.8	4.2	1.5	1.7	1.0	0.9	5.7	1.5
NORM	20.4	20.0	20.2	18.7	21.1	16.6	23.5	23.9
III	16.4	15.9	34.5	21.4	42.6	24.5	31.4	25.3
NORM	17.8	19.8	17.7	17.4	19.7	19.9	17.7	15.6
MND	63.0	65.6	80.4	85.3	107.3	84.5	90.8	86.7
NORM	68.2	67.3	68.3	64.2	68.6	66.6	70.2	64.5

DISTRICT 14

NR	967	970	983
DAG	HEI BLOEM	STRAMP ROY	KESSEL EIK
1	0.4	0.7	0.8
2	2.5	.	3.1
3	.	.	.
4	.	.	.
5	.	.	.
6	20.4	33.8	37.2
7	.	0.2	.
8	0.9	0.8	11.9
9	9.5	15.3	9.7
10	6.6	0.7	8.5
11	.	.	.
12	.	.	.
13	.	1.2	0.1
14	.	.	.
15	.	.	.
16	.	.	.
17	.	.	.
18	.	.	.
19	.	.	.
20	0.3	1.7	1.2
21	.	.	.
22	.	.	.
23	.	.	.
24	28.1	9.1	19.9
25	12.1	6.0	5.1
26	0.3	0.4	0.1
27	1.7	1.3	0.5
28	7.7	5.3	3.5
29	.	.	.
30	.	.	.
I	40.3	51.5	71.2
NORM	26.5	25.8	27.4
II	0.3	2.9	1.3
NORM	22.4	23.9	20.8
III	49.9	22.1	29.1
NORM	16.1	15.9	19.0
MND	90.5	76.5	101.6
NORM	65.0	65.6	67.2

DISTRICT 15

NR	962	963	965	966	968	969	971	973	974	979	980	981	982
DAG	UBACHS BERG	VAL KEN BURG	SCHAES BERG	SCHIN NEN	VAALS	STEIN	NOOR BEEK	BEEK	BUCH TEN	ECHT	EPEN	OOST-MAAR LAND	SCHIN VELD
1	.	1.1	0.5	1.0	0.4	.	0.5	.	0.2	0.3	0.2	0.5	1.0
2	.	.	.	.	.	.	.	.	0.5	0.4	.	.	.
3	.	.	.	.	.	.	.	.	.	.	.	.	.
4	.	.	.	.	.	.	.	.	.	.	.	.	.
5	.	.	.	.	.	.	.	.	.	.	.	0.4	.
6	15.6	15.2	33.1	15.3	20.9	30.9	16.5	20.6	39.8	29.4	10.7	20.8	23.7
7	0.5	0.6	.	.	.	.	0.3	.	1.6	1.1	.	0.2	.
8	7.5	5.6	2.0	2.2	16.0	1.0	23.8	2.2	1.7	4.8	17.0	10.7	1.4
9	16.0	16.3	15.0	12.6	16.5	11.5	17.7	12.7	9.8	9.4	16.6	13.2	16.3
10	0.4	1.6	4.3	6.8	0.2	3.3	1.1	2.9	0.4	1.6	0.2	4.3	2.6
11	.	.	0.1	.	.	.	.	.	.	.	.	.	.
12	.	.	.	.	.	.	.	.	.	.	.	.	.
13	.	.	.	.	.	.	.	.	.	0.1	.	.	.
14	.	.	.	.	.	.	.	.	.	.	.	.	.
15	.	.	.	.	.	.	.	.	.	.	.	.	.
16	.	.	.	.	.	.	.	.	.	.	.	.	.
17	.	.	.	.	.	.	.	.	.	.	.	.	.
18	.	.	.	.	.	.	.	.	.	.	.	.	.
19	.	.	.	.	.	.	.	.	.	.	.	.	.
20	7.5	5.9	3.7	5.2	4.8	4.1	5.5	4.8	3.1	2.7	4.9	6.1	5.7
21	.	.	.	.	.	.	.	.	.	.	.	.	.
22	.	.	.	.	.	.	.	.	.	.	.	.	.
23	.	.	.	.	.	.	.	.	.	.	.	.	.
24	22.6	19.5	32.4	16.7	18.6	10.5	20.3	18.0	6.2	33.3	27.8	19.0	12.2
25	0.9	7.8	5.4	7.6	7.8	3.3	0.6	13.9	0.8	1.2	1.1	2.7	1.1
26	.	0.4	1.1	0.2	1.0	0.4	0.4	0.2	0.3	0.2	0.2	1.7	1.1
27	1.2	1.0	0.6	1.1	0.7	1.5	1.2	1.2	1.5	0.8	0.6	1.2	0.6
28	8.1	8.4	5.4	2.9	.	3.0	13.6	2.0	1.8	3.3	2.0	3.5	5.8
29	.	.	0.1	.	.	.	.	.	.	.	.	.	.
30	.	0.1	.	.	.	.	.	.	.	.	.	.	.
I	40.0	40.4	54.9	37.9	54.0	46.7	59.9	38.4	54.0	47.0	44.7	50.1	45.0
NORM	27.4	28.6	27.6	27.5	30.9	26.8	29.5	26.6	29.3	28.0	31.3	24.9	25.8
II	7.5	5.9	3.8	5.2	4.8	4.1	5.5	4.8	3.1	2.8	4.9	6.1	5.7
NORM	26.3	27.1	24.8	25.6	28.0	24.1	26.7	25.3	24.0	26.3	28.8	26.4	23.3
III	32.8	37.2	45.0	28.5	28.1	18.7	36.1	35.3	10.6	38.8	31.7	28.1	20.8
NORM	19.5	20.0	19.7	18.7	20.4	15.7	19.9	17.5	17.4	16.1	20.8	16.3	17.3
MND	80.3	83.5	103.7	71.6	86.9	69.5	101.5	78.5	67.7	88.6	81.3	84.3	71.5
NORM	73.1	75.6	72.1	71.8	79.4	66.5	76.1	69.5	70.7	70.4	80.9	67.6	66.4

JUNI 2022

REFERENTIE-GEWASVERDAMPING VOLGENS MAKKINK (MM)

NR	270	277	286	249	269	279	215	240	275	290	344	356	283	319	323	350	370	375	377	391
DAG	LEEU WARDEN	LAU WERS OOG	NIEUW BEERTA	BERK HOUT	LELY STAD	HOOGE VEEN	VOOR SCHO TEN	SCHIP HOL	DEE LEN	TWEN THE	R'DAM	HER WIJNEN	HUP SEL	WEST DORPE	WILHEL MINA DORP	GILZE RIJEN	EIND HOVEN	VOLKEL	ELL	ARCEN
1	2.4	3.5	2.2	3.0	2.7	2.7	3.6	3.2	3.0	2.7	3.5	3.6	2.9	3.7	3.9	3.3	2.8	3.2	3.3	2.4
2	3.9	4.3	3.8	4.1	4.7	3.4	4.1	4.3	4.5	3.9	4.4	4.7	4.3	4.6	4.7	4.5	4.6	5.0	4.7	4.0
3	4.8	4.9	4.8	5.0	4.8	4.8	4.9	4.9	4.8	4.9	4.7	4.7	4.9	4.4	4.4	4.7	4.5	4.6	3.8	4.3
4	4.6	4.4	4.9	3.2	4.4	4.5	3.2	3.2	3.8	4.7	3.2	4.2	4.1	4.4	4.1	4.0	4.0	4.1	4.4	4.4
5	1.9	2.5	2.8	1.3	1.5	2.0	1.3	1.3	1.3	1.9	1.3	1.0	1.7	1.2	1.3	1.2	0.9	1.0	1.1	1.1
6	0.9	1.0	2.4	1.7	2.1	1.7	2.0	2.0	2.5	2.6	1.5	2.2	2.9	2.0	1.6	2.2	2.3	2.6	3.4	3.1
7	2.1	1.4	1.8	2.1	3.6	2.4	4.0	3.9	2.5	2.7	3.5	3.1	2.4	2.4	3.4	2.9	3.5	2.7	2.7	3.2
8	1.7	1.8	2.5	1.6	1.7	2.1	1.5	1.5	1.7	2.5	1.7	1.5	2.4	1.4	1.5	1.2	1.3	1.5	1.5	1.7
9	4.5	4.4	4.0	4.9	4.9	4.5	4.8	4.8	3.7	3.8	4.6	4.0	3.2	3.9	4.6	3.6	2.7	3.4	2.8	2.5
10	2.4	2.2	2.6	3.6	3.0	2.4	3.5	3.5	2.7	2.8	2.8	2.9	2.8	2.3	2.7	2.7	2.7	2.5	2.7	2.7
11	5.1	5.0	5.0	5.2	4.9	4.9	4.9	5.2	4.9	4.6	5.0	5.2	4.9	4.5	5.2	4.7	4.2	4.7	4.3	3.8
12	4.5	4.7	4.3	5.0	4.7	4.5	4.9	4.9	4.0	4.3	5.1	4.5	4.5	4.5	5.1	4.3	4.2	4.3	4.8	4.6
13	3.2	4.4	3.7	4.1	4.4	3.5	4.3	4.2	4.0	3.9	4.3	4.3	4.2	4.5	4.9	4.2	3.7	4.4	4.1	4.2
14	2.9	2.8	3.2	3.4	4.2	3.5	4.2	3.3	4.3	4.3	4.2	5.0	4.5	5.0	5.0	4.9	5.1	5.0	5.1	5.1
15	4.6	5.0	4.5	5.1	5.1	4.8	5.4	5.2	5.4	5.4	5.3	5.4	5.4	5.1	5.4	5.3	5.3	5.4	5.3	5.4
16	4.8	5.0	4.9	4.7	5.0	4.4	5.0	5.0	4.8	4.7	5.1	5.1	4.9	5.1	5.0	5.2	5.3	5.1	5.2	5.3
17	3.8	3.2	3.2	5.0	5.0	4.1	5.1	5.0	5.4	4.4	5.3	5.2	4.8	5.3	5.3	5.3	5.2	5.1	5.2	5.2
18	4.2	4.1	4.3	4.1	4.6	4.3	4.5	4.5	5.0	5.1	4.8	4.8	5.1	4.8	4.4	4.9	5.0	5.0	5.1	5.0
19	2.3	2.4	1.5	2.4	2.1	1.5	2.3	2.2	1.7	2.6	1.8	1.6	2.6	1.5	1.3	1.9	2.1	2.3	3.0	2.9
20	4.3	4.4	3.6	4.4	4.0	4.3	3.9	4.1	4.0	3.7	4.5	4.6	4.0	4.2	4.9	4.6	4.1	3.9	4.2	4.1
21	4.5	4.6	4.6	4.4	4.4	4.4	4.3	4.1	4.0	4.3	4.2	3.5	4.2	3.1	3.9	3.0	3.2	3.3	3.3	3.4
22	5.0	5.2	5.0	5.2	5.3	5.2	5.4	5.3	5.6	5.6	5.5	5.5	5.6	5.4	5.5	5.4	5.3	5.4	5.5	5.5
23	5.5	5.5	5.5	5.5	5.5	5.5	4.8	5.1	4.9	5.6	5.1	5.5	5.6	4.9	4.8	5.0	5.0	5.3	5.3	4.3
24	2.1	1.9	2.1	3.0	2.5	2.1	3.5	3.1	2.9	2.4	2.9	2.6	2.7	2.7	2.9	2.9	2.9	3.2	3.4	2.4
25	3.6	3.1	4.5	2.8	2.6	3.8	2.0	2.8	2.8	4.2	2.0	3.4	3.3	1.9	2.6	2.3	3.2	2.7	3.3	3.7
26	3.5	2.5	2.9	3.2	3.2	2.7	3.7	3.1	2.3	3.0	3.7	3.1	2.6	3.6	3.9	2.9	2.6	2.2	1.9	2.4
27	1.6	1.3	1.0	1.3	1.7	1.2	1.9	1.7	1.7	1.3	2.0	1.6	1.7	2.3	2.4	1.6	1.8	1.8	2.1	1.9
28	4.7	4.8	5.0	4.8	5.0	4.7	5.1	5.0	5.1	5.3	4.8	5.0	5.1	4.9	5.1	4.7	5.1	4.8	4.9	4.9
29	5.0	5.2	4.5	5.0	5.1	5.1	5.0	5.1	5.3	3.7	5.2	4.3	4.2	4.5	5.1	4.7	4.8	5.2	4.4	4.6
30	4.7	4.6	4.5	3.8	4.4	4.3	2.6	3.3	4.3	5.1	2.7	3.1	4.6	1.2	1.7	2.8	3.3	4.3	3.9	4.3
I	29.2	30.4	31.8	30.5	33.4	30.5	32.9	32.6	30.5	32.5	31.2	31.9	31.6	30.3	32.2	30.3	29.3	30.6	30.4	29.4
II	39.7	41.0	38.2	43.4	44.0	39.8	44.5	43.6	43.5	43.0	45.4	45.7	44.9	44.5	46.5	45.3	44.2	45.2	46.3	45.6
III	40.2	38.7	39.6	39.0	39.7	39.0	38.3	38.6	38.9	40.5	38.1	37.6	39.6	34.5	37.9	35.3	37.2	38.2	38.0	37.4
MND	109.1	110.1	109.6	112.9	117.1	109.3	115.7	114.8	112.9	116.0	114.7	115.2	116.1	109.3	116.6	110.9	110.7	114.0	114.7	112.4

NR	235	280	260	310	380	235	280	260	310	380	235	280	260	310	380
	REFERENTIE GEWASVERDAMPING (MM)					NEERSLAG 0-24 UUR (MM)					DOORLOPEND POTENTIEEL NEERSLAGOVERSCHOT (MM)				
DAG	DE KOOY	EELDE	DE BILT	VLIS SIN GEN	MAAS TRICHT	DE KOOY	EELDE	DE BILT	VLIS SIN GEN	MAAS TRICHT	DE KOOY	EELDE	DE BILT	VLIS SIN GEN	MAAS TRICHT
1	4.1	2.2	3.6	4.1	3.0	1.8	2.8	1.0	0.1	.	-106	-58	-35	-120	-115
2	4.7	4.1	4.3	4.9	4.6	.	.	.	.	.	-111	-63	-39	-124	-120
3	5.0	4.8	5.0	4.4	3.9	.	.	.	.	0.0	-116	-67	-44	-129	-124
4	4.0	4.8	3.7	4.4	4.3	.	.	.	6.5	0.0	-120	-72	-48	-127	-128
5	1.2	2.6	1.3	1.0	1.1	19.6	7.5	25.9	20.9	19.0	-101	-67	-23	-107	-110
6	0.8	1.8	1.8	1.4	3.5	18.9	19.2	11.4	10.9	0.0	-83	-50	-14	-97	-113
7	2.3	1.6	3.0	3.9	2.2	0.1	0.4	0.0	0.9	6.0	-86	-51	-17	-100	-110
8	1.5	1.9	1.6	1.8	1.3	3.3	17.3	9.6	9.2	11.3	-84	-36	-9	-93	-100
9	5.1	4.3	4.2	4.6	2.4	.	.	1.1	.	3.8	-89	-40	-12	-98	-98
10	3.5	2.4	2.7	2.2	3.1	0.1	0.0	0.0	0.0	.	-92	-42	-15	-100	-101
11	5.2	4.5	5.1	5.2	4.5	.	.	.	.	.	-97	-47	-20	-105	-106
12	4.9	4.3	4.6	5.2	5.0	.	.	.	.	.	-102	-51	-24	-110	-111
13	4.6	3.1	3.9	4.7	3.7	0.0	2.1	0.0	.	.	-107	-52	-28	-115	-115
14	4.4	2.9	4.3	5.3	5.1	.	.	.	.	.	-111	-55	-32	-120	-120
15	5.1	4.1	5.3	5.4	5.3	.	.	.	.	.	-116	-59	-38	-126	-125
16	5.0	4.9	5.0	5.1	5.2	.	.	.	.	.	-121	-64	-43	-131	-130
17	5.0	3.5	5.1	5.3	5.3	.	0.0	.	.	.	-126	-68	-48	-136	-135
18	3.8	4.1	4.9	4.8	5.4	.	.	.	.	.	-130	-72	-53	-141	-141
19	2.8	1.6	1.6	1.3	3.7	5.8	3.7	1.8	4.9	0.0	-127	-70	-53	-137	-145
20	4.7	4.1	3.8	4.3	4.0	.	.	.	.	4.7	-132	-74	-56	-141	-144
21	4.8	4.5	4.1	4.0	3.4	.	.	.	.	.	-137	-78	-60	-145	-147
22	5.3	5.0	5.5	5.6	5.6	.	.	.	.	.	-142	-83	-66	-151	-153
23	5.2	5.5	5.3	5.0	4.8	0.0	.	0.0	0.0	8.8	-147	-89	-71	-156	-149
24	3.0	1.8	2.6	2.9	3.0	17.5	10.9	20.1	6.0	14.6	-133	-80	-54	-153	-137
25	3.3	3.7	2.7	2.1	3.3	9.9	.	5.2	1.6	0.1	-126	-83	-51	-153	-140
26	4.4	2.4	3.0	3.8	2.0	2.1	1.9	0.0	.	1.3	-128	-84	-54	-157	-141
27	1.5	1.2	1.6	2.8	2.2	5.5	6.4	6.3	7.8	2.3	-124	-79	-50	-152	-141
28	5.3	4.5	4.9	5.0	5.1	0.4	.	.	.	.	-129	-83	-54	-157	-146
29	4.8	5.2	4.3	5.2	4.2	.	.	.	.	.	-134	-88	-59	-162	-150
30	3.8	4.3	3.6	1.2	3.9	7.7	9.3	9.5	13.5	3.8	-130	-83	-53	-150	-150
I	32.2	30.5	31.2	32.7	29.4	43.8	47.2	49.0	48.5	40.1	-92	-42	-15	-100	-101
NORM	32.8	31.0	31.2	32.3	32.7	21.2	22.4	26.7	23.6	28.3					
II	45.5	37.1	43.6	46.6	47.2	5.8	5.8	1.8	4.9	4.7	-132	-74	-56	-141	-144
NORM	33.5	29.7	30.5	34.1	32.1	16.5	19.3	22.2	23.0	24.7					
III	41.4	38.1	37.6	37.6	37.5	43.1	28.5	41.1	28.9	30.9	-130	-83	-53	-150	-150
NORM	34.6	30.9	32.2	36.1	34.2	21.0	23.2	21.6	15.3	16.0					
MND	119.1	105.7	112.4	116.9	114.1	92.7	81.5	91.9	82.3	75.7	-130	-83	-53	-150	-150
NORM	101.0	91.6	93.9	102.5	99.0	58.7	65.0	70.5	62.0	68.9					

NEERSLAGGEMIDDELDEN PER DISTRICT (MM)

	D1	D2	D3	D4
I	61.2	65.3	45.1	52.3
II	8.2	5.9	4.5	6.8
III	29.7	21.9	24.8	35.5
MAAND	99.1	93.0	74.4	94.6
NORM	60.0	69.4	70.4	63.6

	D5	D6	D7	D8
I	64.6	35.9	43.9	58.3
II	1.4	2.9	2.7	2.7
III	24.7	22.7	36.3	30.6
MAAND	90.7	61.6	82.8	91.6
NORM	72.8	70.6	69.2	72.2

	D9	D10	D11	D12
I	34.7	76.9	40.0	53.9
II	2.7	3.5	4.0	4.3
III	18.5	42.5	22.3	29.6
MAAND	55.9	122.8	66.4	87.8
NORM	67.0	68.4	66.9	69.3

	D13	D14	D15	LAND
I	71.5	54.3	47.2	52.2
II	2.0	2.0	4.9	3.9
III	37.0	28.5	30.1	28.7
MAAND	110.4	84.7	82.2	84.8
NORM	67.4	66.9	72.3	68.6

HOOGSTE MAANDSOM 152.0 MM TE
584 Geldermalsen

LAAGSTE MAANDSOM 30.1 MM TE
751 Vrouwenpolder

HOOGSTE DAGSOM 76.2 MM OP
06/06 TE
584 Geldermalsen

NORMALEN: TIJDVAK 1991-2020

Kaart met meteorologische stations

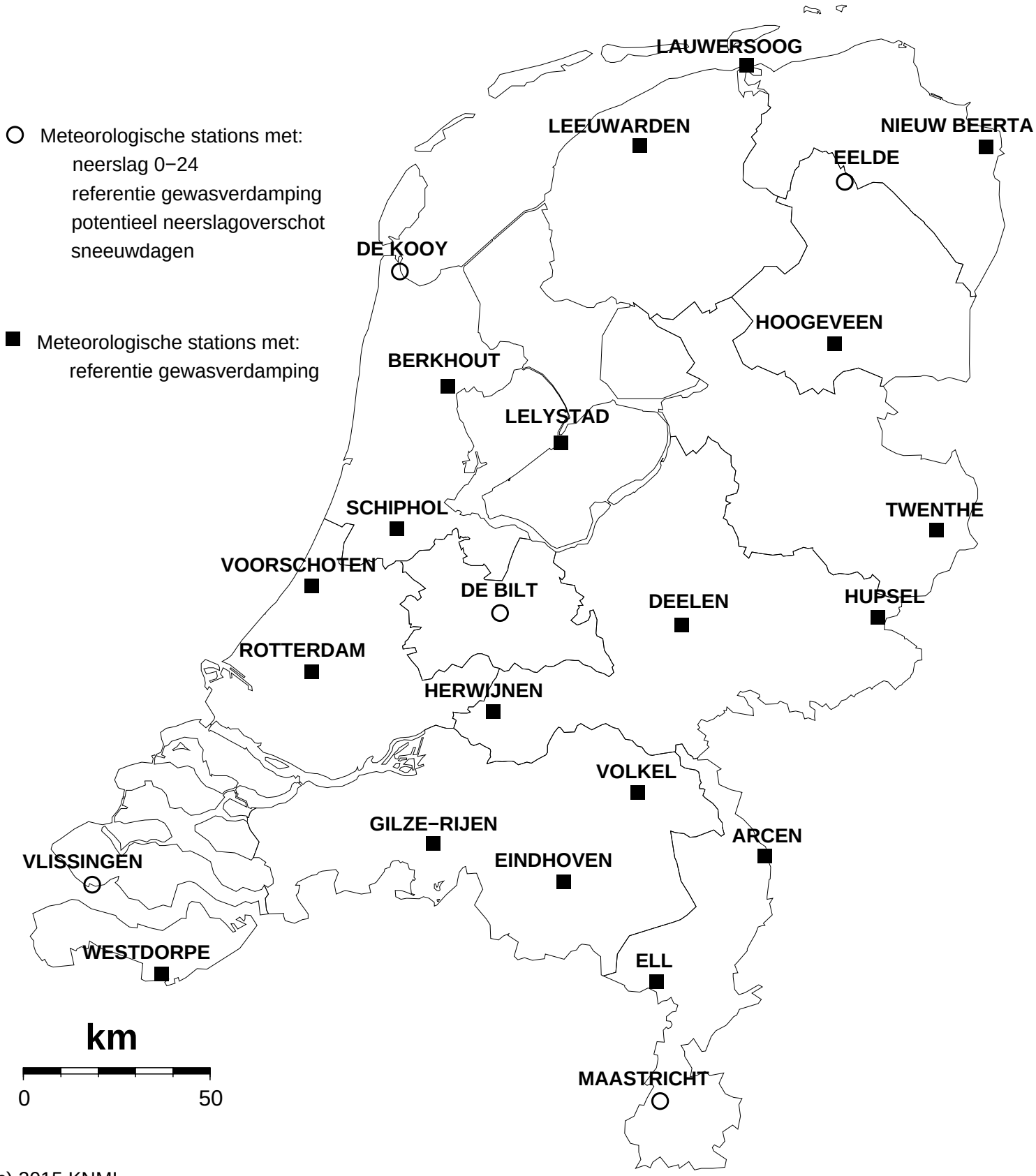

(c) 2015 KNMI

Koninklijk Nederlands
Meteorologisch Instituut
Ministerie van Infrastructuur en Waterstaat

April 2020

Maandsommen neerslag, juni 2022

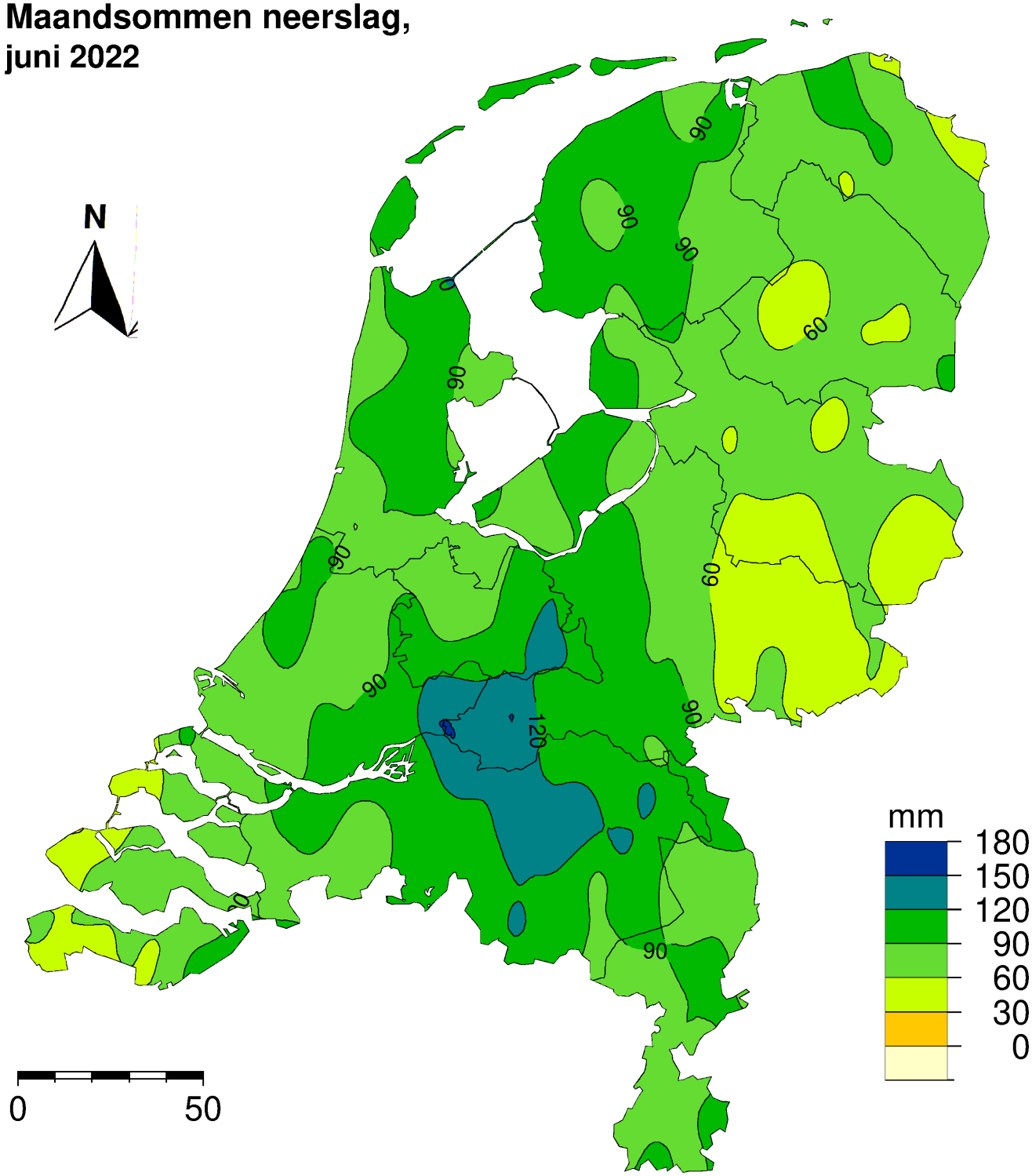

(c) 2022 KNMI

Dit rapport is een uitgave van:

Koninklijk Nederlands Meteorologisch Instituut
Postbus 201 | 3730 AE De Bilt
www.knmi.nl | klimaatdesk@knmi.nl