



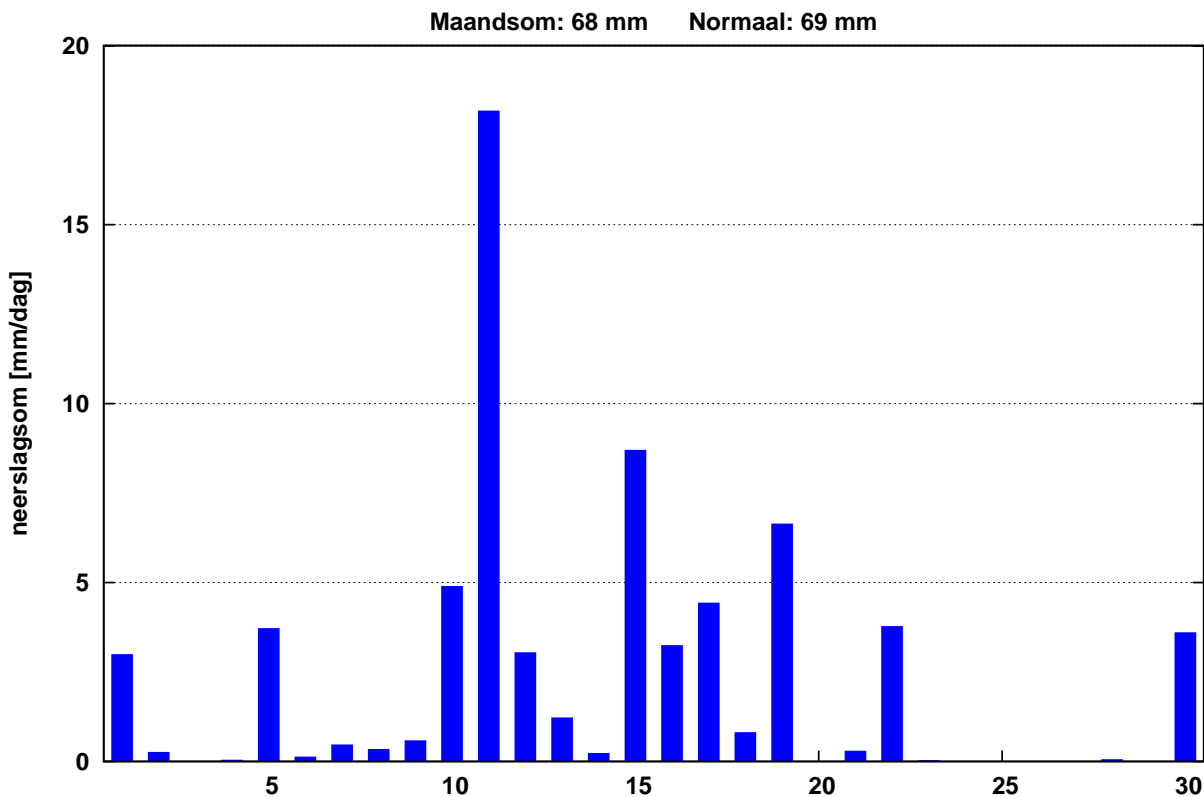
Koninklijk Nederlands
Meteorologisch Instituut
Ministerie van Infrastructuur en Waterstaat

Maandoverzicht neerslag en verdamping in Nederland

juni 2024



Landelijk gemiddelde dagelijkse neerslagsom juni 2024 (gebaseerd op 319 stations)



In het Maandoverzicht neerslag en verdamping in Nederland (MONV) zijn dagelijkse gegevens van neerslag, verdamping, potentieel neerslagoverschot en sneeuwdagen opgenomen. Daarnaast worden decade- en maandwaarden vermeld. De metingen worden verricht op ca. 325 KNMI-neerslagstations en 25 KNMI meteorologische stations, alwaar uit metingen van temperatuur en straling de referentie-gewasverdamping wordt berekend. Het MONV is ruim 75 jaar uitgegeven als KNMI-periodiek en wordt sinds 2009 verspreid via internet (<http://www.knmi.nl/nederland-nu/klimatologie/gegevens/monv>).

KNMI
Postbus 201
3730 AE De Bilt
e-mail: Klimaatdesk@knmi.nl

JUNI 2024

NEERSLAG 8-8 UUR (MM)

DISTRICT 1														DISTRICT 2								
NR	10	11	12	15	16	17	18	19	21	22	24	25	26	61	64	65	66	67	68	69		
DAG	W.TER HOL LUM	SCHIEL LING	SCHIER MONNIK OOG	OOST VLIE LAND	PETTEN	DEN BURG	NES AME LAND	DE COCKS DORP	CAL LANTS OOG	DE KOOG	VLIE LAND	DE KOOY	FOR MERUM	SKRINS	SNEEK	MAK KUM	HAR LINGEN	DOK KUM	ST ANNA PAR.	APPEL SCHA		
1	.	2.0	7.8	1.4	2.9	1.5	0.9	1.0	1.6	1.6	.	1.5	6.7	3.5	4.7	6.2	2.2	2.2	4.8	0.6		
2	0.1	.	.	0.1	0.1	.	.		
3		
4	.	.	.	0.6	0.1	0.1	.	0.3	.	.	.		
5	5.1	4.5	5.0	3.8	3.1	2.8	4.3	3.3	4.2	4.4	5.4	2.7	5.3	8.0	7.1	3.1	4.0*	6.5	5.2	9.0		
6	0.3	0.8	0.9	1.1	.	0.5	0.4	0.4	0.1	0.7	1.2	1.6	1.2	2.5	0.4	1.8	0.8	.	.	.		
7	.	0.1	.	.	13.8	1.5	.	3.0	0.8	2.5	0.7	1.6	0.1	2.0	3.4	0.5	7.7	0.1	0.6	0.2		
8	0.1	0.1	4.1		
9	1.3	1.0	.	1.2	1.1	0.9	1.4	.	0.5	0.9	0.6	0.6	0.7	1.7	0.7	0.7	.	0.5	0.7	0.1		
10	.	1.1	1.8	1.7	11.2	4.8	.	13.2	14.4	9.4	3.7	7.1	0.2	5.3	3.2	9.0	4.0	0.2	0.9	0.3		
11	29.7	27.7	12.9	27.0	32.7	43.5	27.4	32.5	42.3	35.5	29.2	35.2	29.9	40.4	42.1	33.8	30.6	22.8	36.2	43.0		
12	4.5	1.7	0.6	4.5	2.2	2.1	3.0	2.0	3.4	2.4	2.6	1.5	3.6	3.5	4.1	2.4	4.3	3.6	2.6	3.8		
13	3.0	3.7	3.7	2.4	3.1	4.8	3.4	5.0	10.4	5.0	2.9	3.4	2.9	1.5	5.4	8.8	2.9	1.0	1.8	2.1		
14	0.1	0.4	1.5	0.3	0.1	.	0.3	.	0.2	.	.	.	0.4	.	.	0.1	0.1	.	0.7	0.2		
15	8.5	11.9	3.5	16.8	17.4	17.9	13.5	19.6	13.0	23.6	19.6	14.4	8.3	15.8	5.8	4.5	7.6	6.3	19.0	9.1		
16	5.6	7.7	5.8	9.8	10.8	13.0	6.8	12.0	24.7	9.6	10.1	11.8	7.3	10.3	5.4	9.1	7.2	6.9	9.4	3.0		
17	4.7	1.1	3.4	1.3	1.1	0.6	13.3	.	2.5	0.6	2.9	3.6	2.1	1.5	4.7	4.5	9.8	1.2	5.4	7.6		
18	0.1	0.1	
19	0.1	0.1	.	.	.	0.5	
20	
21	
22	1.0	0.3	6.4	0.6	2.2	2.5	3.8	1.0	3.6	3.1	1.2	3.6	1.1	3.3	3.0	.	.	0.9	3.5	0.4		
23	0.2	
24	
25	
26	
27	
28	
29	
30	
I	6.7	9.5	15.5	9.8	32.2	12.0	7.0	20.9	21.7	19.6	11.6	15.1	14.4	23.0	19.6	21.3	19.0*	9.6	12.2	14.3		
NORM	22.7	20.4	19.5	23.1	22.1	22.5	21.7	24.0	23.2	24.1	23.4	21.9	22.2	24.5	25.5	21.3	22.5	23.1	22.3	22.8		
II	56.2	54.2	31.4	62.1	67.5	81.9	67.8	71.1	96.5	76.7	67.3	69.9	54.5	73.0	67.5	63.2	62.6	41.8	75.1	69.3		
NORM	16.9	14.8	17.1	15.2	16.2	17.0	17.3	17.2	16.5	14.8	16.3	16.0	13.5	17.0	16.9	16.6	17.2	20.5	18.0	19.8		
III	1.0	0.3	6.4	0.6	2.2	2.5	4.0	1.0	3.6	3.1	1.2	3.6	1.1	3.3	3.0	.	.	0.9	3.5	0.4		
NORM	29.7	19.6	26.9	18.0	19.1	19.8	28.2	18.8	20.0	18.2	17.6	22.3	23.0	24.2	25.6	21.5	25.6	28.2	27.7	25.8		
MND	63.9	64.0	53.3	72.5	101.9	96.4	78.8	93.0	121.8	99.4	80.1	88.6	70.0	99.3	90.1	84.5	81.6	52.3	90.8	84.0		
NORM	69.3	54.9	63.5	56.3	57.3	59.3	67.1	60.0	59.7	57.1	57.3	60.2	58.6	65.6	67.9	59.3	65.3	71.7	68.1	68.3		
DISTRICT 2																						
NR	70	73	75	76	77	78	79	80	81	82	84	85	86	87	89	90	91	166	171	326	338	
DAG	OUDE MIRDUM	DRACH TEN	OLDE HOLT PADE	KORN WERDER ZAND	KOLLUM	HER BAYUM	HEEG	STA VOREN	JOURE	GORRE DIJK	EZUMA ZIJL	LEEU WARDEN	NIJ BEETS	BER GUMER DAM	AK KRUM	EERNE WOUDE	TER NAARD	MARUM	AN JUM	FREDE RIKS OORD	GIET HOORN	
1	3.8	1.3	0.1	6.9	0.9	7.8	7.6	6.8	1.8	.	4.7	3.5	0.6	2.1	2.1	2.4	6.7	1.0	2.4	1.0	0.1	
2	0.1	0.2	
3	.	.	.	0.1	
4	0.3	0.5	.	0.1	.	0.4	0.3	0.1	0.2	0.3	.	.	0.4	.	0.3	0.6	.	0.1	.	.	.	
5	7.3	3.0	7.6	2.9	9.3	3.9	3.7	1.9	3.8	2.9	13.8	6.9	5.2	6.2	2.8	4.0	5.4	6.1	5.4	7.9	9.0	
6	0.6	0.7	0.4	1.2	.	0.8	0.4	1.8	0.3	0.2	0.5	2.1	0.2	0.4	0.4	0.7	.	.	.	0.2	.	
7	5.5	1.2	4.9	0.8	1.8	5.8	1.5	2.0	7.8	4.2	0.2	0.8	4.3	1.3	1.9	2.2	.	1.4	0.3	1.8	.	
8	0.4	.	2.4	.	0.7	.	.	.	1.8	4.6	0.1	0.2	0.1	.	2.7	3.4	.	
9	.	1.5	0.3	0.8	.	0.4	0.7	0.3	0.8	0.7	1.4	2.1	0.7	1.7	0.7	2.6	1.3	0.7	1.3	0.5	1.7	
10	4.6	1.6	2.0	9.1	.	3.2	5.6	5.2	4.5	2.6	0.5	1.8	2.4	1.4	3.5	1.5	0.7	0.5	1.7	2.0	2.4	
11	23.6	29.0	27.2	39.9	26.4	35.4	42.8	23.5	29.8	36.6	19.8	35.5	45.5	31.7	33.9	31.9	20.7	46.9	22.1	27.0	21.9	
12	3.5	1.7	2.7	2.4	3.2	4.7	2.9	2.0	2.5	2.9	3.4	2.6	4.3	2.9	4.1	3.0	2.7	1.8	2.5	3.9	3.6	
13	2.0	2.7	2.4	8.0*	1.1	3.1	6.6	2.1	9.4	5.1	4.0	1.7	2.7	2.8	4.5	4.0	1.1	2.5	1.8	0.3	0.5	
14	0.2	0.5	0.2	0.1	.	0.3	.	.	.	0.2	0.4	0.9	0.2	0.3	.	0.7	0.1	0.3	.	0.8	.	
15	12.4	8.0	5.1	7.8	6.7	12.6	9.0	11.0	6.9	6.6	3.7	12.7	7.6	9.7	5.4	10.0	7.0	5.0	3.7	8.4	10.6	
16	7.8	6.0	3.1	11.7	5.9	9.7	5.5	4.5	1.9	1.9	7.4	8.9	2.3	6.6	10.1	8.7	6.6	3.5	7.4	2.7	2.0	
17	2.4	9.5	11.8	5.8	8.4	14.3	3.2	4.0	4.6	2.0	3.3	3.1	1.6	5.2	4.1	2.3	3.2	6.7	3.2	4.1	2.9	
18
19	.	.	0.2	0.1	.	.	0.1	.	2.4	
20
21	0.1
22	0.6	1.5	0.6	.	1.5	2.2	2.8	1.1	0.7	0.4	4.4	5.8	0.2	1.9	1.8	0.7	2.1	0.5	4.2	0.7	.	
23
24
25
26
27
28
29
30	0.1	.	.	0.2	0.1	.	0.1	0.2	.
I	22.6	9.8	17.7	21.9	12.7	22.3	19.8	18.1	21.0	15.5	21.4	17.4	13.8	13.1	11.7	14.0	14.1	9.9	11.1	16.1	16.6	
NORM	21.9	24.5	24.0	21.2	23.2	23.0	24.4	20.3	26.6	23.9	23.7	23.9	24.5	23.2	22.8	22.1	20.5	24.5	21.1	23.5	24.5	
II	51.9	57.4	52.7	75.7*	51.7	80.1	70.0	47.1	55.1	55.3	42.0	65.4	64.2	59.2	62.1	60.7	41.4	66.8	40.7	48.3	43.9	
NORM	16.6	22.1	20.9	16.5	19.1	17.0	19.4	16.0	20.4	21.4	20.8	18.4	20.8	21.8	20.4	19.3	18.2	20.3	20.6	18.7	22.2	
III	0.6	1.5	0.6	.	1.5	2.2	2.8	1.1	0.7	0.5	4.4	5.8	0.4	1.9	1.8*	0.7	2.1	0.6	4.2	0.8	0.3	
NORM	25.8	30.4	28.7	22.5	27.3	25.6	27.8	22.9	28.8	30.8	27.1	26.7	30.1	28.2	25.5	27.2	27.1	27.4	27.9	26.4	28.4	
MND	75.1	68.7	71.0	97.6	65.9	104.6	92.6	66.3	76.8	71.3	67.8	88.6	78.4	74.2	75.6	75.4	57.6	77.3	56.0	65.2	60.8	
NORM	64.3	76.9	73.6	60.2	69.6	65.6	71.6	59.1	75.8	76.1	71.6	69.0	75.3	73.2	68.6	68.5	65.8	69.6	68.6	75.2	.	

DISTRICT 2		DISTRICT 3																			
NR	353	134	136	139	140	141	142	143	144	145	147	148	150	151	152	154	155	156	158	159	
DAG	BLOK ZIJL	MIDDEL STUM	EZIN GE	GRO NINGEN	ASSEN	DELFI ZIJL	WARF FUM	FINS TER WOLDE	TER APEL	ZOUT KAMP	VEEN DAM	SAPPE MEER	UIT HUI ZEN	ROODE SCHOOL	GIETER VEEN	EENRUM	EEXT WEDDE	VLAGT ONNEN	NIEUW BUINEN		
1	0.6	0.3	.	.	3.2	.	0.4	0.6	1.1	.	0.3	1.5	0.3	0.4	.	0.2	1.5	.	.	.	
2	0.1	0.1	.	.	.	
3	
4	0.3	0.1	.	0.1	.	.	0.3	0.7	0.6	.	.	.	
5	7.0	6.9	7.9	7.3	9.6	6.5	4.4	9.0	3.7	9.3	8.1	8.7	5.8	10.8	6.8	6.1	5.4	4.0	11.1	3.8	
6	.	1.1	.	.	.	0.5	0.1	0.1	
7	.	0.2	3.4	0.2	0.3	.	4.0	0.4	.	0.4	.	0.3	5.1	0.4	.	1.1	.	.	0.1	.	
8	1.8	5.6	2.0	.	1.6	2.9	0.5	.	1.3	.	2.8	0.5	0.6	1.2	0.2	1.0	0.7	0.5	0.3	2.1	
9	1.1	0.7	0.9	0.7	0.3	1.5	0.7	0.6	1.4	0.7	0.7	.	0.3	.	2.5	0.7	0.6	0.5	0.7	1.1	
10	4.4	0.2	0.3	0.7	0.3	0.9*	1.8	0.3	0.3	0.6	0.3	.	0.8	1.0	.	1.1	0.2	0.5	0.5	0.1	
11	22.7	29.5	48.4	53.0	37.4	74.0	40.3	40.1	23.8	28.6	56.5	67.7	37.4	31.6	59.1	38.6	51.2	22.9	46.7	36.3	
12	7.6	3.5	9.5	2.0	3.6	6.7	4.9	4.1	5.0	3.6	2.8	8.4	5.2	4.6	5.5	5.7	6.3	5.8	4.3	7.3	
13	1.1	4.5	1.9	0.9	3.9	0.6	4.0	1.0	.	1.9	1.9	1.8	2.8	2.4	3.5	5.2	2.1	4.0	0.6	0.8	
14	.	0.5	0.9	.	0.2	0.6	1.0	.	.	.	0.2	0.7	1.2	0.4	.	1.0	0.2	.	0.2	.	
15	7.7	6.5	7.5	9.3	13.6	11.0	4.4	9.6	7.3	6.6	19.1	13.6	6.8	11.6	10.6	5.4	10.0	6.9	15.4	13.5	
16	2.4	2.4	2.3	5.1	3.5	3.1	3.0	2.0	4.3	4.3	2.8	3.7	1.6	1.6	3.0	2.4	2.1	2.5	4.3	2.9	
17	7.0	4.5	2.4	9.0	3.1	6.0	9.4	1.9	11.0	13.4	3.4	8.1	5.5	4.4	4.6	3.0	3.2	8.7	6.1	7.1	
18	0.4	0.1	0.1	0.1	.	.	0.1
19	0.6	.	0.9	1.1	1.4	.	.	1.6	3.3	.	1.5	.	.	.	2.0	.	2.1	2.4	.	2.6	
20	0.2	0.1
21	0.1	0.1	0.6	1.6	.	.	.
22	0.3	1.7	1.8	2.2	6.2	2.8	2.4	7.2	13.3	0.6	3.4	4.9	6.4	2.0	5.1	1.5	4.3	15.8	2.7	8.9	
23	0.1	.	.	0.1
24
25
26
27
28
29
30	0.1	.	0.4	0.3	0.3	.	0.3	.	2.7	2.7	0.2	.	
I	14.9	15.0	14.5	8.9	15.6	12.4*	11.8	11.0	7.8	11.0	12.7	11.8	12.9	13.8	9.5	10.2	9.1	5.5	12.7	7.1	
NORM	24.8	20.1	21.5	22.9	22.4	20.9	21.6	19.9	28.9	22.2	21.7	21.8	21.4	21.2	24.4	22.7	23.8	24.1	23.4	27.8	
II	49.5	51.4	73.8	80.4	66.7	102.3	67.1	60.4	54.7	58.4	88.4	104.0	60.5	56.6	88.3	61.3	77.2	53.2	77.6	70.5	
NORM	21.6	22.4	20.4	21.8	22.6	20.2	26.1	22.0	20.1	20.2	20.3	20.0	26.0	24.3	18.1	23.1	19.6	22.8	19.2	20.7	
III	0.5	1.7	2.2	2.5	6.5	2.8	2.7	7.4	16.6	0.6	3.5	4.9	6.4	2.0	5.1	1.5	4.3	20.1	2.9	8.9	
NORM	31.5	26.6	22.7	24.8	24.5	24.6	28.4	28.6	26.6	26.4	26.8	24.8	26.2	27.2	26.5	29.0	26.1	25.5	24.9	26.0	
MND	64.9	68.1	90.5	91.8	88.8	117.5	81.6	78.8	79.1	70.0	104.6	120.7	79.8	72.4	102.9	73.0	90.6	78.8	93.2	86.5	
NORM	77.9	69.0	64.6	69.5	69.5	65.7	76.1	70.5	75.5	68.9	68.9	66.6	73.5	72.7	68.9	74.8	69.4	72.5	67.5	74.4	
DISTRICT 3		DISTRICT 4																			
NR	160	161	162	163	164	172	173	323	337	217	221	222	223	224	226	227	228	233	234	235	
DAG	VEEN HUI ZEN	EELDE	NIE KERK	RODEN	ZEE RIJP	NIEUW OLDA	BLIJ HAM	LAAG HA LEN	SCHOON LOO	HEILOO	ENK HUI ZEN	HOORN	SCHEL LING WOUDE	EDAM	WIJK A/ZEE	ANNA PAU LOWNA	SCHA GEN	ZAAN DAM H'BRG	BER GEN	CAS TRICUM	
1	1.1	.	0.3	.	0.5	1.0	1.3	.	4.0	4.5	7.1	3.8	3.1	3.9	4.0*	4.7	6.8	5.7	5.0	4.3	
2	0.1	.	0.2	.	.	.	0.1	0.5	
3	
4	0.1	0.1	.	0.1	0.3	
5	8.4	9.3	7.9	5.6	9.5	8.3	7.0	6.7	4.3	2.7	3.0	3.3	2.7	6.7	1.9	3.8	5.3	7.0	4.7	2.4	
6	.	0.3	.	1.1	1.0	0.5	.	.	.	
7	0.6	0.2	6.7	.	0.3	0.2	.	0.2	0.2	2.0	11.2	0.4	.	.	
8	5.6	0.2	0.3	0.1	6.5	0.6	.	2.5	6.3	
9	1.3	1.9	1.5	1.5	0.7	0.7	.	1.5	3.0	1.4	1.2	1.7	0.4	.	2.1	0.2	1.2	0.5	1.9	3.5	
10	0.4	2.0	.	0.8	1.0	0.1	.	0.3	0.8	9.2	7.0	8.2	9.5	11.0	10.0	9.8	8.6	14.4	7.7	10.4	
11	39.3	48.0	38.2	49.0	32.7	83.7	37.1	32.8	53.9	29.8	24.1	16.2	17.7	21.2	22.3	24.5	17.5	22.1	27.2	39.4	
12	1.9	5.2	2.2	6.0	6.8	4.1	3.7	3.1	3.2	3.0	9.4	3.2	2.5	2.4	4.3	3.8	4.2	4.5	3.7	2.5	
13	2.3	3.4	1.7	1.6	4.3	4.0	1.4	1.0	1.1	0.6	1.4	0.5	0.5	0.1	0.5	10.0	2.5	1.1	2.6	0.1	
14	0.1	0.2	.	0.1	0.5	0.2	.	0.1	0.2	0.2	0.1	.	.	0.5	.	
15	8.5	7.3	3.5	8.0	8.4*	13.8	7.8	9.6	7.0	12.2	8.1	7.8	9.5	10.0	6.9	9.3	8.9	9.6	16.5	13.0	
16	4.5	3.9	2.1	4.0	1.7	2.5	2.6	3.8	4.2	12.4	1.1	3.5	1.4	4.5	10.0	14.9	21.2	1.0	20.4	9.5	
17	8.8	3.2	5.6	5.4	4.5	3.0	4.4	6.7	6.0	1.0	1.5	3.1	0.5	3.1	1.0	.	4.2	.	2.6	.	
18	.	.	.	0.1	0.3
19	2.2	.	.	1.5	.	0.3	1.9	1.8	2.5	.	.	.	0.5
20
21	0.1	1.2	.	0.2	.	0.1
22	2.2	2.7	2.6	0.3	1.5	8.0	8.8	1.2	3.1	2.6	1.0	0.1	1.1	1.0	1.0	.	0.8	0.6	2.2	0.7	
23
24
25
26
27
28	0.1
29
30	0.2	0.2	.	.	.	0.1	.	0.1	0.2	.	.	.	0.2
I	17.5	13.6	17.0	8.0	19.6	11.0	8.3	11.3	18.7	17.8	18.3	17.0	15.8	21.6	18.4*	21.5	33.6	28.0	19.4	21.1	
NORM	22.3	25.0	23.5	23.1	20.8	21.9	.	19.9	23.8	19.7	22.5	22.1	25.4	22.3	20.7	20.8	24.3	23.5	22.3	21.8	
II	67.6	71.2	53.3	75.6	59.0*111.6	58.9	58.9	78.1	.	59.0	45.6	34.3	32.9	41.3	45.2	62.6	54.3	42.5	70.9	67.1	
NORM	19.2	20.1	21.2	22.6	24.9	20.0	.	18.6	20.5	20.3	19.2	20.3	24.6	21.8	19.6	17.6	17.1	23.3	18.6	20.9	
III	2.5	2.9	2.6	0.3	1.5	8.1	10.0	1.3	3.6	2.7	1.0	0.1	1.3	1.0	1.0	.	0.8	0.6	2.2	0.7	
NORM	25.7	25.0	27.6	27.8	28.4	29.0	.	24.2	27.9	20.0	23.4	20.4	23.8	23.6	19.0	22.9	21.8	24.2	19.7	19.4	
MND	87.6	87.7	72.9	83.9	80.1	130.7	77.2	71.5	100.4	79.5	64.9	51.4	50.0	63.9	64.6	84.1	88.7	71.1	92.5	88.9	
NORM	67.2	70.1	72.3	73.5	74.0	70.9	.	62.6	72.2	59.9	65.0	62.8	73.8	67.7	59.3	61.3	63.2	71.0	60.7	62.1	

JUNI 2024

NEERSLAG 8-8 UUR (MM)

DISTRICT 4													DISTRICT 5								
NR	236	238	239	240	242	249	251	252	255	257	263	264	256	317	344	348	352	356	359	364	
DAG	MEDEM BLIK	DE HAUKES	DEN OEVER	KREI LER OORD	PURMER END	HOOG KARS PEL	WEST BEEM STER	KOL HORN	HOOG WOUDE	ASSEN DELFT	KROM MENIE		MARK EN	MARK NESSE	TOLLE BEEK	EMMEL OORD	NA GELE	KUINRE	LEMMER BUMA	DRON TEN	
1	5.0	13.3	15.3	3.7	4.6	7.8	2.4	15.8	6.8	6.3	3.3	3.3	3.0	3.5	0.6	0.5	5.5	1.0	3.0		
2	.	.	0.1	0.1	
3	
4	0.5	.	0.2	0.2	.	.	.	0.5	.	0.3	.	.	.	0.1	.	.	0.2	.	0.1	.	
5	2.7	4.0	4.0	3.8	5.5	3.9	2.8	5.5	3.4	3.6	5.7	2.7	4.4	7.6	5.6	7.5	9.5	5.9	6.6	.	
6	.	3.7	2.9	2.5	.	.	.	1.2	0.2	.	
7	2.7	0.6	0.3	0.8	0.5	.	1.1	7.0	.	0.3	2.9	0.8	2.5	4.4	.	
8	.	.	0.1	0.2	0.8	0.1	0.7	10.0	1.5	1.5	.	
9	0.6	.	0.4	1.0	4.2	0.6	1.8	1.5	1.9	0.8	1.7	1.2	1.5	1.1	2.2	1.2	1.0	0.5	0.5	.	
10	8.3	9.5	7.0	9.9	6.5	5.5	9.0	7.5	8.8	5.5	12.2	7.0	9.5	2.7	3.3	3.9	5.5	4.5	5.9	.	
11	16.5	23.3	31.9	28.7	35.0	21.5	25.3	21.4	19.0	16.2	23.1	24.9	19.0	20.1	13.5	21.6	15.2	18.3	19.6	.	
12	5.7	3.3	2.2	3.4	5.5	3.9	4.1	4.4	5.2	4.1	3.9	3.4	2.5	6.1	9.4	8.9	6.1	4.5	5.1	.	
13	2.3	6.0*	8.5	5.4	0.5	0.3	0.2	2.5	1.0	2.2	1.6	.	0.4	0.5	0.8	0.6	1.0	0.5	2.0	.	
14	.	.	.	0.3	0.2	.	.	0.1	.	0.1	
15	9.0	6.9	8.1	8.6	8.0	6.8	5.9	9.0	8.5	8.7	6.6	4.8	10.2	5.0*	7.8	7.5	7.8	4.5	11.8	.	
16	12.0	16.9	15.8	11.5	1.7	3.6	4.6	15.0	10.3	10.3	2.8	5.3	2.0*	1.5	1.3	1.6	2.4	2.6*	3.7	.	
17	6.7	1.9	3.7	10.8	2.0	6.1	1.3	1.6	1.8	3.0	0.2	0.2	0.2	7.7	8.7	5.6	2.6	7.2	2.2	.	
18	0.2	0.4	.	0.1	0.2	0.1	.	.	
19	0.2	1.2	0.2	0.3	2.3	0.5	.	.	
20	0.1	.	.	.	
21	
22	1.6	0.9	0.2	.	1.5	0.3	.	0.8	0.7	0.9	1.6	0.8	1.5	1.2	1.6	0.7	2.1	0.3	1.4	.	
23	*	.	.	
24	
25	
26	
27	
28	
29	
30	0.2	0.1	0.2	0.2	0.2	0.2	.	.	
I	19.8	31.1	30.3	22.1	21.3	17.8	17.1	39.0	20.9	16.8	25.8	15.0	18.4	15.9	11.8	13.8	31.7	15.9	22.2	.	
NORM	22.0	22.2	22.6	23.1	23.6	20.6	20.8	23.7	21.7	20.1	21.9	.	22.2	25.1	23.5	26.2	24.0	27.3	23.4	24.0	
II	52.2	58.3*	70.2	68.7	52.7	42.2	41.4	53.9	45.8	44.5	38.4	38.6	34.8*	42.5*	41.7	46.3	37.7	38.2*	44.4	.	
NORM	20.5	17.5	17.0	18.2	20.8	20.8	20.8	18.5	20.9	20.3	21.9	.	22.8	19.8	19.5	21.8	24.7	22.8	19.1	23.7	
III	1.6	0.9	0.2	.	1.5	0.3	.	0.8	0.7	0.9	1.6	0.8	1.7	1.3	1.8	0.9	2.3*	0.5	1.4	.	
NORM	21.1	21.1	22.1	22.7	23.9	20.7	20.6	21.8	21.7	19.8	16.8	.	20.9	31.4	24.9	28.1	26.7	29.0	27.0	28.0	
MND	73.6	90.3	100.7	90.8	75.5	60.3	58.5	93.7	67.4	62.2	65.8	54.4	54.9	59.7	55.3	61.0	71.7	54.6	68.0	.	
NORM	63.6	60.9	61.7	64.1	68.2	62.1	62.2	64.0	64.3	60.2	60.6	.	65.9	76.3	68.0	76.1	75.3	79.1	69.5	75.7	
DISTRICT 5							DISTRICT 6														
NR	365	366	369	371	372	516	298	327	330	331	332	333	335	339	340	341	342	343	345	349	
DAG	SWIF TER BANT	BID DING HUIZEN	LELY STAD	ZEE WOLDE	ZEE WOLDE SW	HARDER WIJK	STEEN WIJKS MOER	DWIN GE LOO	ZWOLLE	DENE KAMP	HOOG VEEN	EMMEN	IJSSEL MUIDEN	RHEE ZER VEEN	HEINO	ZWEE LOO	VILS TEREN	SCHOO NEBEEK	VROOMS HOOP	KLA ZIENA VEEN	
1	2.4	18.9	2.7	5.7	2.7	2.5	2.6	0.4	.	1.2	0.7	.	1.2	.	2.5	0.7	0.2	0.3	0.1	0.4	
2
3
4	.	0.1	0.2	.	0.4	
5	7.7	11.8	3.8	4.4	8.2	9.2	5.4	8.4	5.1	1.3	4.3	4.8	4.2	6.1*	6.5	3.7	6.9	7.9	5.7	5.6	
6
7	0.3
8	1.6	0.9	.	0.5	.	2.4	0.2	3.2	.	.	.	0.2	3.4	.	0.2	0.2	0.3	0.1	.	.	
9	3.0	1.2	1.9	1.4	0.3	.	2.2	2.6	1.4	0.5	0.9	1.8	3.0	.	0.5	0.2	0.5	1.1	*	1.1	
10	8.5	5.0	11.3	8.9	5.1	4.4	0.7	0.5	3.5	1.5	1.7	0.9	2.7	1.5	3.1	0.4	3.3	0.3	2.0*	0.4	
11	15.3	19.8	29.0	17.5	25.8	22.3	17.1	27.8	23.1	10.0	35.5	22.4	25.2	19.1	14.5	24.2	18.5	21.3	15.1	19.4	
12	3.9	3.3	4.6	2.1	1.3	5.9	0.5	2.7	6.7	8.0	1.6	4.2	9.9	1.9	8.2	3.0	4.0	1.4	3.6	2.7	
13	2.4	0.4	.	1.1	0.1	0.2	1.0	0.3	0.6	0.2	0.9	2.4	0.9	1.0	0.2	0.5	0.7	2.5	0.5	1.3	
14	0.8	0.7	1.0	0.4	0.2	1.0	0.1	0.2	.	.	0.1	0.1	0.4	.	.	.	0.2	.	.	.	
15	6.8	12.7	8.3	7.6	7.5	9.7	14.4	14.2	11.3	8.1	8.2*	8.0	11.2	14.8	10.2	9.7	7.0	4.2	14.5*	4.0	
16	2.5	2.7	1.7	2.3	2.5	1.5	2.4	1.9	2.5	1.5	2.7	3.9	1.1	3.6	0.8	4.7	1.2	5.6	1.6	4.5	
17	2.2	4.5	3.6	3.5	2.5	4.7	10.3	6.2	17.5	3.4	8.4	17.2	7.4	6.4	6.0	9.5	7.7	8.4	5.4	8.5	
18	.	.	.	0.2	0.1	.	.	0.1	.	0.4	0.1	.	.
19	2.3	4.2	3.0	2.5	4.2	4.0	6.7	3.2	3.9	12.5	3.2	3.6	4.2	7.6	8.0	4.9	8.0	6.9	7.1	6.9	
20	*
21	0.2	.	.	1.4	0.2	0.9	.	0.3*	.	.	0.3	.	2.2	.	
22	3.9	1.9	3.5	3.0	5.0	3.1	8.4	1.2	2.7	8.0	2.2	9.8	1.4	3.7*	2.6	5.7	3.1	15.0	11.8	11.0	
23
24
25
26
27
28	0.1
29
30	0.4	0.1	.	0.4	0.8	0.1	1.0	0.3	.	22.0	0.1	1.4	0.2	1.5	0.9	0.2	0.8	4.0	2.3	6.0	
I	23.2	37.9	19.7	20.9	16.3	18.5	11.3	15.4	10.4	4.5	7.6	7.7	14.5	7.6*	12.8	5.2	11.2	9.7	7.8*	7.5	
NORM	25.2	25.0	24.4	24.9	24.9	25.8	25.4	26.2	24.4	20.8	25.0	27.5	25.0	25.0	23.7	27.9	25.0	24.1	25.4	26.4	
II	36.2	48.3	51.2	37.2	44.2	49.3	52.5	56.6	65.6	44.1	60.6*	61.8	60.3	54.4*	47.9	56.5	47.3	50.3	47.9*	47.3	
NORM	25.0	24.1	23.9	21.4	21.4	24.2	18.0	19.9	20.7	21.9	20.6	21.7	21.2	21.9	19.5	19.5	21.3	18.2	21.7	18.5	
III	4.3	2.0	3.5	3.4	5.8	3.2	9.6	1.5	2.7	31.4	2.5	12.1	1.6	5.7*	3.5	5.9	4.2	19.0	16.3	17.1	
NORM	26.2	23.1	21.3	21.6	21.6	23.8	23.0	28.6	29.8	21.7	26.1	28.9	27.8	26.4	27.7	29.0	28.0	26.2	23.5	27.4	
MND	63.7	88.2	74.4	61.5	66.3	71.0	73.4	73.5	78.7	80.0	70.7	81.6	76.4	67.7	64.2	67.6	62.7	79.0	72.0	71.9	
NORM	76.5	72.2	69.6	68.0	68.0	73.8	66.4	74.7	74.9	64.4	71.7	78.2	74.0	73.3	70.9	76.3	74.3	68.5	70.6	72.3	

DISTRICT 6													DISTRICT 7									
NR	354	358	361	362	664	665	668	670	672	675	681	687	225	229	426	435	437	438	439	442		
DAG	DE DEMS VAART	ROU VEEN	TUB BERGEN	RUINER WOLD	AL MELO	EN SCHEDE	HENGE LO (OV)	TWEN THE	HELLEN DOORN	WEER SELO	LET TELE	HOL TEN	OVER VEEN	ZAND VOORT	ZOE TER MEER	HEEM STEDE	LIJN DEN	HOOFD DORP	ROELOF ARENDS VEEN	BOS KOOP		
1	4.2	1.1	1.1	2.0	1.6	4.0	1.9	1.7	2.8	2.3	7.2	2.6	4.5	3.6	2.6	2.8	4.2	2.8	2.8	2.3		
2	.	0.1	.	0.1*	0.3	.	.	.	0.3	.	.	.		
3	.	.	.	*	0.2		
4	.	.	.	0.1	0.1	0.3	.	0.2		
5	6.1	3.7	1.4	5.9	0.9	0.7	1.1	0.8	5.4	0.8	2.5	2.2	4.5	2.8	2.4	3.5	2.8	3.5	2.8	3.3		
6	.	.	.	0.2*	0.1	.	.	0.2	.	.	.	0.1		
7	.	.	.	*	0.7	0.7	.	0.1		
8	.	1.2	.	1.0	0.1	.	0.1	.	.		
9	1.5	1.2	0.1	0.5	0.6	0.8	1.3	1.1	0.1	0.6	1.5	1.0	.	1.6	1.0	1.0	.	1.2	1.6	0.5		
10	2.1	4.6	2.6	2.2	2.5	1.1	2.2	1.3	1.9	2.4	2.4	3.2	18.5	10.4	20.0	8.8	10.3	9.5	15.5	10.3		
11	17.0	21.9	11.3	21.3	10.2	9.6	9.7	7.9	13.5	9.8	15.5	14.1	20.7	19.2	15.3	19.5	37.3	26.6	13.9	14.7		
12	2.4	3.4	1.9	1.5	3.3	3.0	5.6	1.9	5.1	7.5	4.5	4.2	3.5	4.2	2.8	4.3	3.9	5.9	6.1	6.0		
13	0.7	1.2	0.2	0.2	0.8	1.1	0.8	0.3	2.5	0.1	1.5	0.7	3.5	2.7	0.9	2.8	2.7	1.3	.	1.3		
14	0.3	0.3	.	.	0.2	0.1	0.1	0.1	0.2	0.4	0.2	0.5	0.3	0.2	0.3	0.2		
15	6.4	8.3	7.9*	10.7	8.2	9.5	9.7	8.8	14.9	12.8	13.1	8.9	9.0	6.9	9.3	9.2	6.8	7.7	7.0	6.3		
16	2.4	4.8	2.0	2.0	2.1	1.6	1.8	2.4	1.7	2.3	2.7	2.3	5.6	5.6	1.1	1.7	1.5	0.6	0.2	3.6		
17	5.8	9.2	2.6	2.0	4.1	3.4	9.8	5.5	5.0*	5.7	6.8	5.4	.	.	0.2	2.7	7.5	8.5	1.0	0.1		
18	0.1	0.8	0.1	1.2	0.1	1.2	0.7	0.5	0.1	0.4	0.2	0.2	.	.	0.1	0.2	.	.	0.3	0.3		
19	5.8	3.4	10.5	3.0	15.2	19.0	16.7	16.7	8.1	9.6	8.1	8.6	.	.	2.1	0.2	.	0.2	0.5	2.1		
20	0.1	0.1	.	.	.	0.1		
21	0.3	0.2	3.4	0.6	1.6	0.7	1.5	1.2	2.3	1.5	0.2	1.9		
22	4.8	1.1	2.0	0.5	5.2	3.4	2.1	2.1	8.0	4.7	3.8	14.0	3.6	3.0	2.2	1.8	1.6	0.9	1.8	1.7		
23	0.1	.	.	*	0.2		
24	.	.	.	0.2		
25	.	.	.	0.2		
26		
27		
28	1.0	.	6.3	.	.	0.1	0.2		
29	0.1		
30	0.6	0.4	10.2	0.2	8.6	29.9	15.0	23.2	2.1	21.1	2.1	6.6	.	.	0.2	0.5		
I	13.9	11.9	5.2	12.0*	5.7	6.9	6.5	5.1	10.2	6.1	13.6	9.0	28.6	19.1	26.0	16.7	17.6	17.1	22.7	16.5		
NORM	28.0	27.7	24.8	25.5	24.8	24.1	23.4	21.5	23.1	23.4	23.0	22.1	21.5	20.4	23.5	22.4	24.6	22.4	25.1	23.7		
II	41.0	53.3	36.5*	41.9	44.2	48.5	54.9	44.1	50.9*	48.2	52.4	44.4	42.5	39.0	32.0	41.2	60.0	51.0	29.3	34.7		
NORM	20.9	20.5	21.4	20.9	21.0	22.3	22.9	21.2	20.1	20.8	21.4	20.1	21.6	19.7	25.9	21.6	22.6	24.2	25.4	25.1		
III	5.8	1.7	15.6	1.7*	15.4	35.0	18.6	32.8	12.4	27.3	6.2	22.7	3.6	3.0	2.4	2.1	1.6	0.9	1.8	2.2		
NORM	25.2	26.8	21.5	26.8	23.0	23.8	21.8	23.7	24.2	21.1	20.9	22.5	19.9	18.2	24.7	20.5	22.3	23.2	20.7	23.0		
MND	60.7	66.9	57.3	55.6	65.3	90.4	80.0	82.0	73.5	81.6	72.2	76.1	74.7	61.1	60.4	60.0	79.2	69.0	53.8	53.4		
NORM	74.1	75.0	67.7	73.2	68.7	70.3	68.1	66.4	67.4	65.2	65.3	64.7	63.0	58.2	74.1	64.5	69.5	69.7	71.2	71.8		
DISTRICT 7																						
NR	443	444	449	450	453	454	455	456	458	461	463	464	467	470	474	477	479	480	481	482	483	
DAG	GOUDA	KAT WIJK	DELFT	NU MANS DORP	BERG SCHEN HOEK	LISSE	STRIJ EN	OOST VOORNE	AALS MEER	BAREN DRECHT	N.HEL VOET	BRIEL LE	POORTU GAAL	ZEG VELD	VALKEN BURG VK	H.VAN H'LAND M'PAD	MAAS LAND	HON DIJK	VOOR SELERSSCHO TEN	HENDRIK IDO BACHT	KRIM- AMPEN AD LEK	
1	14.0	2.8	1.8	2.2	3.2	2.4	4.9	0.6	2.8	6.2	2.2	1.9	1.9	5.8	2.8	0.3	1.8	1.5	1.5	6.0	4.0	
2	0.2	0.2	.	.	0.1	0.5	
3	0.1	
4	0.4	.	.	.	0.4	
5	3.5	2.5	3.6	1.7	3.7	3.2	2.6	1.6	3.4	2.4	1.5	1.5	2.3	1.9	2.4	3.8	3.4	4.4	1.9	3.1	2.3	
6	0.1	
7	
8	1.4	
9	0.3	1.2	1.0	0.1	0.8	1.6	.	0.7	1.1	0.3	0.4	0.5	0.1	0.2	1.2	0.9	1.0	0.9	1.4	.	0.4	
10	7.6	12.1	15.6	8.4	13.6	8.9	7.7	14.3	14.8	8.9	15.3	25.0	7.1	8.6	12.8	15.3	16.5	9.1	14.0	8.8	4.9	
11	10.6	11.5	15.2	6.8	17.1	17.5	11.7	10.5	18.0	10.9	8.0*	9.4	10.7	10.6	14.4	10.3	17.3	20.8	23.1	6.7	11.1	
12	5.8	2.6	2.3	6.4	1.8	6.1	3.1	2.8	3.8	2.4	2.4	2.9	1.8	3.6	3.0	0.3	4.2	4.2	1.8	4.1	2.4	
13	0.4	0.6	1.1	0.6	0.4	.	0.4	0.2	2.3	0.7	.	0.9	0.6	1.1	1.2	1.3	0.6	1.2	0.8	0.5	0.4	
14	0.2	0.2	0.5	0.1	0.8	0.3	.	0.3	0.2	0.2	0.4	0.2	0.4	0.1	0.2	0.4	0.4	0.6	0.5	0.2	0.1	
15	6.4	22.6	6.7	9.2	5.9	12.0	10.3	6.9	13.0	11.6	8.9	9.8	8.4	4.1	6.1	10.6	8.4	8.3	7.2	8.6	10.0	
16	4.7	1.3	0.5	1.7	2.3	0.2	1.7	0.9	0.6	1.5	0.7	1.0	4.1	2.5	1.3	0.7	0.4	1.7	1.2	1.5	4.6	
17	0.5	2.4	.	6.2	.	4.6	8.5	0.7	0.1	4.5	.	0.3	0.3	1.9	2.2	3.6	1.4	1.5	4.5	4.1	0.8	
18	0.1	.	.	0.1	0.4	.	3.0	0.2	0.2	.	.	0.2	.	0.2	.	0.1	.	0.3	0.3	.	.	
19	2.5	.	2.6	6.4	2.2	0.2	5.0	2.3	0.9	4.5	3.0	3.2	3.3	2.4	0.1	0.9	2.4	1.2	0.6	4.0	2.8	
20
21
22	2.8	3.5	2.0	3.1	2.0	0.4	6.5	3.4	1.2	1.5	2.0	2.6	2.2	1.8	3.2	3.5	2.0	2.4	3.5	3.9	3.0	
23	.	.	.	0.2
24
25
26
27
28
29	0.2
30	0.8	.	.	1.3	0.6	.	0.8	.	0.1	0.8	.	.	0.7	0.5	0.8	1.2	
I	25.5	18.6	22.0	12.4	21.3	17.5	15.2	17.6	22.1	17.8	19.6	29.5	11.4	16.5	19.4	20.8	22.7	15.9	18.8	17.9	11.6	
NORM	23.0	23.0	24.0	23.9	24.0	22.5	22.8	22.5	21.7	22.7	22.5	24.7	24.3	25.2	21.8	22.2	.	23.0	24.7	24.6	.	
II	31.2	41.2	28.9	37.5	30.9	40.9	43.7	24.8	39.1	36.3	23.4*	27.9	25.3	28.5	33.0	26.0	35.0	38.7	41.4	31.1	34.3	
NORM	26.6	22.6	26.3	28.1	25.7	23.4	24.2	21.8	24.0	28.1	21.8	24.9	25.9	23.1	23.5	23.1	.	25.8	27.1	30.3	.	
III	3.6	3.5	2.0	4.6	2.6	0.4	7.3	3.4	1.3	2.3	2.0	2.6	2.9	2.7	3.2	3.5	2.0	2.4	3.5	4.7	4.2	
NORM	21.1	21.7	21.5	20.4	21.0	20.5	19.4	19.6	22.6	21.8	19.0	22.2	20.7	21.7	22.6	19.5	.	19.8	19.7	21.1	.	
MND	60.3	63.3	52.9	54.5	54.8	58.8	66.2	45.8	62.5	56.4	45.0	60.0	39.6	47.7	55.6	50.3	59.7	57.0	63.7	53.7	50.1	
NORM	70.7	67.2	71.8	72.3	70.7	66.4	66.5	63.9	68.3	72.5	63.3	71.8	70.9	70.0	67.9	64.8	.	68.5	71.5	76		

JUNI 2024

NEERSLAG 8-8 UUR (MM)

DISTRICT 7							DISTRICT 8															
NR	484	548	559	561	563	572	328	329	336	350	509	510	514	523	541	542	543	546	547	550		
DAG	HOOG MADE	LOENEN A/D VECHT	VLEU TEN	BEN SCHOP	WEESP	AB COUDE	HEERDE	WAPEN VELD	OLDE BROEK	ELBURG	DOORN	VAAS SEN	EPE	WIJK B/DUUR STEDE	ARNHEM	PUT TEN	APEL DOORN	WOUDEN BERG	NIJ KERK	DE BILT		
1	3.3	4.1	2.5	4.9	3.6	2.9	0.3	.	1.0	1.1	1.2	4.4	0.8	3.8	3.7	12.6	7.2	7.4	1.5	4.7		
2	.	.	.	0.1	0.1	.	.	.	0.2	0.1	0.3	.	0.1		
3	0.1		
4	0.1	1.4		
5	2.9	1.7	3.5	7.9	4.9	2.8	8.7	7.0	6.5	7.0	5.4	5.2	8.8	5.6	1.4	5.6	4.7	5.3	5.7	6.5		
6	
7	
8	.	0.3	.	.	.	0.1	0.4	0.4	.	0.1	0.2	.		
9	0.5	0.5	0.2	0.5	.	0.3	0.7	0.7	0.9	0.9	0.3	4.2	1.3	.	0.1	.	0.8	0.4	0.5	.		
10	20.3	5.3	8.1	8.1	9.8	8.3	4.6	4.4	2.9	3.6	3.2	3.0	4.5	4.0	5.0	3.7	2.4	2.8	3.6	5.4		
11	17.5	24.6	23.0	13.9	16.7	27.9	16.0	23.1	22.5	20.6	16.1	12.8	13.1	12.0	19.3	22.6	11.9	20.5	20.9	15.5		
12	9.0	2.0	2.5	1.5	10.6	1.2	2.1	15.6	5.3	4.7	3.0	4.7	5.3	1.4	4.8	2.7	2.2	0.3	2.2	1.5		
13	0.1	2.2	0.6	0.6	5.2	1.0	1.6	0.4	1.3	0.2	0.5	0.6	0.6	0.5	0.2	0.1	.	0.3	0.1	0.8		
14	0.2	0.4	.	0.1	0.1	0.2	.	0.1	0.1	0.5	0.2	.	.	0.2	0.1		
15	10.0	11.0	9.5	9.8	11.7	13.3	7.2	7.2	9.7	10.0	13.5	8.4	8.4	12.3	12.8	16.2	6.1	10.0	13.3	7.5		
16	0.1	4.0	2.5	1.4	3.8	1.2	1.6	2.2	2.1	2.0	1.9	1.0	1.5	2.0	2.4	2.4	1.0	0.8	1.1	1.7		
17	0.2	0.1	4.2	4.2	.	0.1	8.9	9.2	12.8	7.1	10.5	15.8	4.5	6.0	2.5	16.2	9.5	9.9	20.7	8.8		
18	.	.	0.1	.	.	0.4	0.1	.	0.3	.	0.1	0.1	.	0.1		
19	1.6	3.0	2.2	4.1	1.8	1.5	7.5	5.5	4.0	8.0	4.8	7.4	7.4	5.0*	11.8	3.6	7.2	5.2	4.0*	3.5		
20	.	.	.	0.1	0.2	.	.	0.2	.	.	.	
21	0.1	0.2	1.4	.	0.2	0.6	.	0.1		
22	2.2	1.0*	.	1.5	1.3	1.4	1.0	1.7	2.6	0.2	2.9	2.4	2.4	2.6	2.5	4.2	1.9	5.5	4.5	0.9		
23	0.1	0.8	.	.	0.1	.	.		
24	0.2		
25	
26	
27	
28	
29	
30	0.1	0.3	0.7	1.1	0.1	0.2	0.3	0.3	0.3	0.2	0.6	1.0	0.1	0.6	4.2	.	1.9	0.1	0.5	1.0		
I	27.0	11.9	14.3	21.5	18.3	14.4	14.7	12.5	11.4	12.7	10.1	16.9	16.9	13.4	10.2	22.2	15.2	16.2	11.5	16.7		
NORM		25.3	23.7	26.2	22.2	22.6	23.2	25.1	24.7	24.0	28.2	25.6	26.4	24.7	28.5	28.1	27.9	26.9	25.4	26.6		
II	38.7	47.3	44.6	35.7	49.9	46.8	44.9	63.3	57.8	52.6	50.3	51.1	40.8	39.2*	54.8	64.0	38.0	47.3	62.5*	39.5		
NORM		22.4	24.5	25.4	24.9	25.7	22.6	22.2	22.5	23.0	27.3	22.8	24.9	25.0	21.5	24.6	24.2	25.5	22.8	24.6		
III	2.3	1.3*	0.7	2.6	1.4	1.6	1.6	2.0	3.0	0.4	3.5	3.4	2.5	3.4	8.9	4.2	4.0	6.3	5.0	2.0		
NORM		23.4	21.9	22.4	22.5	23.4	25.3	27.0	24.9	24.8	20.2	24.7	24.8	21.4	21.7	24.0	24.9	20.3	21.0	22.4		
MND	68.0	60.5	59.6	59.8	69.6	62.8	61.2	77.8	72.2	65.7	63.9	71.4	60.2	56.0	73.9	90.4	57.2	69.8	79.0	58.2		
NORM		71.1	70.2	74.0	69.6	71.7	71.1	74.3	72.1	71.7	75.7	73.0	76.2	71.1	71.7	76.7	77.0	72.7	69.2	73.6		
DISTRICT 8																			DISTRICT 9			
NR	557	558	560	564	565	567	570	573	576	578	579	580	582	583	591	593	595	596	588	645		
DAG	EER BEEK	LUN TEREN	AME RONGEN	HULS HORST	VOORT HUI ZEN	KOOT WIJK	ELS PEET	BEEK BERGEN	SPA KEN BURG	OOSTER BEEK	VEE NEN DAAL	BARNE VELD	HA MERS VELD	WAGE NINGEN PD	DEE LEN	LAREN	SOEST	EEMNES	DUI VEN	HENGE LO (GLD)		
1	19.2	2.8	3.1	6.5	7.4	3.1	3.2	5.9	1.5	1.4	2.1	6.5	6.2	2.3	0.9	3.0	3.3	4.9	1.0	1.8		
2	0.1	.	0.2	0.1	.	.	0.1	
3	0.1	.	.	.	0.1	
4	.	.	.	1.5	.	.	0.4	
5	1.0	5.5	4.0	5.5	5.5	4.7	9.7	4.6	3.5	1.6	2.6	5.5	7.9	3.0	1.5	4.2	6.5	3.5	1.3	1.3		
6	.	.	0.1	.	.	0.1	.	0.1	
7	0.1	
8	.	.	.	0.5	.	0.1	0.3	.	1.6	5.3	.	1.8	.	.		
9	0.4	0.1	0.2	3.7	0.2	0.3	2.2	0.1	0.4	.	0.6	0.5	1.4	0.5	.	0.1	1.6	0.1	0.3	.		
10	2.4	2.6	2.5	3.5	2.8	2.2	3.2	2.1	4.4	2.8	2.4	4.8	4.4	1.9	4.6	5.6	4.0	5.2	3.7	3.4		
11	12.6	15.6	11.8	31.5	20.2	14.3	19.9	15.8	33.5	15.3	10.7	17.9	18.7	9.9	13.8	32.4	19.6	28.7	9.1	11.1		
12	0.6	0.5	0.5	8.0	1.0	1.1	5.4	0.9	1.3	0.9	0.5	.	1.0	2.0	1.1	1.0*	1.6	1.4	1.3	3.1		
13	0.8	0.4	0.9	0.5	0.3	1.5	1.0	0.6	0.1	0.2	0.2	1.1	0.1	0.5	.	1.2	0.8	0.3	.	0.8		
14	0.3	0.1	0.2	0.3	0.1	0.4	0.2	0.2	0.2	0.3	0.1	0.2	.	.	0.4	0.1	0.1	0.2	0.2	0.1		
15	11.4	7.8	11.3	11.8	9.1	9.5	6.9	12.1	6.3	13.7	7.1	9.6	11.8	10.7	11.9	8.7	14.8	9.1	5.2	8.1		
16	2.4	0.5	0.7	1.7	0.5	3.3	1.9	2.2	1.8	2.1	0.9	0.6	1.0	1.9	2.2	3.2	2.6	3.1	2.2	2.7		
17	3.0	7.3	8.7	15.4	7.8	12.0	7.0	3.1	2.2	2.3	4.1	10.6	10.7	2.9	2.1	1.1	13.6	3.1	2.1	3.8		
18	0.5	.	0.1	.	.	0.2	.	0.6	.	0.7	0.1	.	0.1	0.4	0.9	.	.	.	1.3	0.8		
19	10.6	5.5	6.1	3.7	5.1	7.2	5.2	7.2	4.7	9.8	8.9	5.4	3.0	11.7	10.2	4.0	3.0	4.2	13.3	18.8		
20	0.2	0.1	0.1	0.1	
21	1.4	.	0.4	0.2	0.2	0.5	.	0.3	.	0.5	0.8	.	.	0.5	0.4	.	.	.	1.0	0.5		
22	2.2	4.0*	2.7	4.2	2.5	4.2	3.5	4.9	3.8	5.1	4.0	3.8	2.5	4.5	6.8	1.2	3.5	2.3	0.9	6.9		
23	.	.	0.2	.	.	0.2	.	.	.	0.3	.	.	.	1.0	
24	
25	
26	
27	
28	
29	
30	2.9	2.0	2.0	0.4	0.2	2.5	0.4	1.1	0.5	1.9	1.1	0.2	0.4	1.0	2.1	0.6	0.6	0.5	4.9	6.6		
I	23.1	11.0	10.1	21.2	15.9	10.7	19.0	12.8	11.5	5.9	7.7	17.3	20.0	7.7	7.0	18.2	15.4	15.5	6.3	6.5		
NORM		27.7	24.8	23.7	26.0	25.2	25.9	26.5	25.7	27.0	25.7	24.6	25.7	25.3	27.6	24.2	24.2	24.2	26.9	23.9		
II	42.4	37.8	40.3	72.9	44.1	50.0	47.5	42.8	50.1	45.3	32.6	45.4	46.4	39.1	42.6	51.7*	56.1	50.1	34.7	49.4		
NORM		20.1	25.2	25.7	25.0	23.5	26.4	24.1	21.5	22.7	23.1	25.8	25.0	22.8	23.9	22.1	21.6	21.6	21.3	21.6		
III	6.5	6.0*	5.3	4.8	2.9	7.4	3.9	6.4	4.3	7.8	5.9	4.0	2.9	7.0	9.3	1.8	4.1	2.8	6.8	14.0		
NORM		22.0	22.7	20.8	23.9	21.0	24.2	24.6	21.6	21.4	18.9	21.4	20.2	18.8	23.2	22.7	22.4	22.4	19.2	22.3		
MND	72.0	54.8	55.7	98.9	62.9	68.1	70.4	62.0	65.9	59.0	46.2	66.7	69.3	53.8	58.9	71.7	75.6	68.4	47.8	69.9		
NORM		69.8	72.8	71.2	72.6	70.6	76.5	75.2	68.8	71.2	67.7	71.8	70.9	66.8	74.6	69.0	68.2	68.2	67.4	67.9		

JUNI 2024

NEERSLAG 8-8 UUR (MM)

DISTRICT 9																DISTRICT 10					
NR	663	666	667	669	673	674	678	679	680	682	683	684	686	688	689	434	465	539	549	562	
DAG	LOCHEM	WIN TERS WIJK	DOETIN CHEM	BOR CULO	GEN DRIN GEN	REKKENALMEN	HERWEN	AAL TEN	MAR KELO	LICH TEN VOORDE	LIE VELDE	WOOLD	HUP SEL	DEVEN TER	GROOT AMMERS	OUD AL BLAS	NIJ MEGEN	CULEM BORG	TIEL		
1	2.3	1.7	1.7	1.5	3.3	2.7	1.3	3.5	3.7	1.2	2.5	2.2	6.7	1.8	3.5	4.0	3.5	0.6	0.6	1.2*	
2	0.4	.	0.1	0.1	0.1	.	.	.	
3	
4	.	.	0.1	
5	0.3	0.6	0.3	0.4	1.4	1.2	0.6	1.5	1.6	1.4	1.0	0.6	1.5	0.6	2.2	9.5	4.5	2.7	3.9	2.9*	
6	
7	
8	
9	.	0.4	.	0.3	.	0.3	.	.	0.1	.	0.1	.	.	0.2	1.9	0.1	
10	3.4	2.4	3.0	2.5	3.5	1.3	3.2	6.3	3.3	2.1	1.9	1.6	3.3	1.4	2.2	3.5	2.4	5.5	4.3	3.4*	
11	13.3	7.5	7.4	6.7	4.5	7.4	14.7	8.1	7.4	9.2	5.8	4.8	7.2	7.7	14.9	9.5	13.0	5.3	14.4	9.7*	
12	2.8	1.7	3.2	0.3	0.6	0.2	4.2	3.1	2.3	0.8	1.4	3.6	1.7	0.4	8.0	3.3	4.3	2.4	1.8	2.3*	
13	0.8	0.5	0.3	0.8	.	.	1.9	.	0.5	1.2	.	0.1	1.1	0.9	0.5	0.3	1.5	0.6	3.3	0.5*	
14	.	0.1	0.1	0.1	0.2	.	0.2	.	0.2	0.1	0.1	0.4	.	.	.	0.1	0.2	0.2	0.3	0.2*	
15	6.0	2.9	9.1	9.8	8.1	7.5	5.4	9.1	4.2	12.8	5.8	5.8	3.9	11.8	11.9	9.5	9.9	4.5	14.7	7.6*	
16	1.8	1.7	2.9	1.9	2.1	2.4	2.1	2.2	1.8	1.5	1.8	1.9	1.8	2.5*	3.1	2.4	1.9	2.5	0.8	0.9*	
17	3.3	1.6	2.1	1.9	4.4	6.9	2.8	3.8	3.6	3.0	5.2*	5.6	3.6	9.1	6.7	9.5	11.0	2.7	4.4	6.2*	
18	0.7	1.8	0.7	0.3	3.0	0.8	0.6	0.5	2.8	0.4	2.2	3.1	1.8	1.5	0.2	.	.	2.4	.	0.2*	
19	16.2	13.8	24.8	18.0	21.4	14.5	12.9	31.3	14.6	14.9	14.3	14.4	21.6	13.4	8.4	3.1	5.0	17.9	4.3	9.3*	
20	.	0.2	.	0.1	.	.	0.1
21	.	1.0	0.6	1.1	0.8	1.0	0.4	0.4	0.6	0.9	0.8	0.8	0.8	2.3	0.3	.	0.1	0.5	.	0.4*	
22	9.6	4.9	5.4	3.1	8.7	10.6	11.1	1.9	2.8	14.9	6.4	3.3	3.6	8.2	1.6	2.4	6.0	1.6	3.4	3.8*	
23	0.2	0.1	0.2*	.
24
25
26	0.1
27
28	0.6	0.6	0.4
29
30	7.0	19.2	12.9	20.5	17.0	19.5	4.9	6.8	16.2	8.8	13.4	18.8	25.7	17.0	1.9	0.8	0.9	4.8	0.9	2.1*	
I	6.0	5.1	5.1	4.7	8.6	5.5	5.2	11.3	8.7	4.7	5.5	4.6	11.5	4.0	9.8	17.1	10.5	8.8	8.8	7.5*	
NORM	23.0	26.1	28.4	21.8	25.1	22.8	22.5	25.3	25.5	24.6	26.1	25.9	30.6	24.9	21.0	23.9	24.2	26.5	22.5	24.9	
II	44.9	31.8	50.6	39.9	44.3	39.7	44.9	58.1	37.4	43.9	36.6*	39.4	43.1	47.3*	53.7	37.7	46.8	38.5	44.0	36.9*	
NORM	21.2	21.8	23.1	20.6	20.5	20.9	21.0	20.8	21.2	23.8	20.6	22.9	22.3	22.4	20.0	25.3	26.1	21.9	24.6	24.4	
III	16.6	25.1	18.9	24.7	26.5	31.7	16.5	9.1	19.6	24.6	20.6	22.9	30.7	27.9	3.8	3.2	7.0	7.1	4.4	6.5*	
NORM	19.8	21.0	20.5	22.4	17.9	20.4	18.4	17.2	22.9	20.3	21.8	20.9	23.1	21.6	18.3	20.3	21.0	18.2	20.1	18.5	
MND	67.5	62.0	74.6	69.3	79.4	76.9	66.6	78.5	65.7	73.2	62.7	66.9	85.3	79.2	67.3	58.0	64.3	54.4	57.2	50.9	
NORM	64.0	68.8	72.1	64.8	63.4	64.1	61.9	63.3	69.6	68.7	68.5	69.6	76.0	69.2	59.3	69.4	71.3	66.6	67.2	67.8	
DISTRICT 10																DISTRICT 11					
NR	569	584	589	830	835	836	840	910	917	446	447	462	471	705	733	735	736	737	738	740	
DAG	HEU MEN	GELDER MALSEN	ZET TEN	HER WIJNEN	ANDEL	GORIN CHEM	NIEU WEN DIJK	AMMER ZODEN	ZALT BOMMEL	GOEDE REEDE	DEN BOMMEL	DIRKS LAND	OUD DORP POLDER	BRES KENS	RIT THEM	KAPEL LE	BROU WERS HAVEN	KERK WEVE	BIER VLIET	ST KRUIS	
1	2.2	2.5	2.7	2.1	6.4	6.4	9.3	4.5	4.1	.	3.2	1.2	1.8	1.6	1.4	1.6	3.1	2.4	1.5	1.8	
2	0.1	0.1	0.1	0.3	0.3	0.3	0.1	0.7	0.8	0.3	0.2	
3	0.1	
4	0.2	
5	.	2.8	0.6	4.3	2.5	3.3	2.3	0.2	2.9	1.0	0.9	1.5	.	2.2	1.7	1.8	1.3	0.8	2.9	1.7	
6	0.1	
7	
8	
9	0.8	0.4	0.8	0.7	.	.	0.1	.	0.2	.	0.2	
10	5.6	4.4	2.6	4.5	5.4	4.5	5.4	3.7	4.9	15.3	4.5	9.7	16.7	8.4	9.8	6.7	12.9	11.4	8.0	6.1	
11	9.3	9.3	11.2	10.9	7.5	7.0	7.8	8.0	7.9	5.8	6.5	7.7	7.9	6.1	5.6	6.1	11.9	6.3	4.6	3.5	
12	.	2.5	0.9	1.2	1.0	2.1	3.8	0.8	0.6	.	3.7	5.7	0.7	0.5	1.4	6.2	0.6	2.6	1.5	2.1	
13	.	2.0	0.5	1.5	0.3	0.5	0.2	0.5	0.7	.	0.7	0.3	0.1	.	1.4	0.2	.	0.2	0.2	0.1	
14	0.4	0.3	.	0.1	0.2	0.2	0.2	0.5	0.3	0.6	0.4	0.4	0.4	0.6	0.3	0.8	0.4	0.3*	0.4	0.6	
15	3.2	11.3	11.7	13.4	4.5	7.9	6.4	9.6	11.4	8.1	1.5	4.5	7.2	4.3	4.3	6.2	7.3	5.9	5.4	5.8	
16	4.3	0.9	3.1	2.4	0.5	2.4	1.0	1.2	1.2	0.8	7.7	0.7	1.1	1.2	2.4	1.5	0.9	0.9	2.5	3.9	
17	3.1	12.5	2.4	9.7	7.9	9.0	5.7	8.6	6.5	.	0.3	0.6	0.4	3.0	4.8	8.6	1.2	0.7	1.6	0.8	
18	3.0	0.3	0.6	0.3	0.3	0.3	0.2	0.2	0.2	0.2	0.2	0.2	0.1	0.4	1.1	0.3	0.3	0.3	.	0.3	
19	31.8	9.5	10.6	8.8	4.6	2.6	5.0	9.4*	9.6	2.0	5.3	4.4	1.4	4.9	4.8	7.9	2.8*	5.2	6.5	6.9	
20	0.1	0.1	.
21	.	0.3	0.5	0.5	0.5	0.2	0.1	0.5	0.6	0.2
22	2.8	1.9	7.2	3.5	2.5	3.5*	2.9	2.4	2.7	1.8	2.4	2.0	2.6	2.8	2.6	5.4	1.8	2.3	2.8	1.6	
23	.	0.1	0.4	0.2	0.3	0.8	1.8	.
24
25
26
27
28
29
30	5.5	2.0	1.6	2.1	1.6	2.2	2.3	1.0	1.8	.	1.4	0.1	.	0.5	0.3	1.5	0.3	0.2	1.0	0.9	
I	7.8	9.7	5.9	10.9	14.4	14.4	17.1	8.4	11.9	17.1	9.0	13.2	19.7	12.5	13.2	10.3	18.0	15.6	12.7	10.1	
NORM	27.2	25.0	25.4	24.0	24.7	27.3	25.0	22.7	23.7	26.0	25.1	25.4	23.9	23.4	22.5	27.9	23.5	23.5	25.2	22.6	
II	55.1	48.6	41.0	48.3	26.8	32.0	30.3	38.8*	38.4	17.5	26.3	24.5	19.4	21.0	26.1	37.8	25.4*	22.4*	22.7	24.1	
NORM	21.4	23.7	22.7	23.1	24.9	24.5	24.8	24.5	23.1	21.3	23.5	22.3	20.8	22.5	24.8	25.2	21.5	21.3	22.9	23.1	
III	8.3	4.3	9.7	6.1	4.6	5.9*	5.3	3.9	5.1	2.0	3.8	2.1	2.8	3.6	2.9	6.9	2.1	2.5	4.6	4.3	
NORM	17.0	20.4	19.6	19.8	21.5	22.3	18.4	18.8	20.1	19.1	18.9	20.3	21.2	14.7	17.4	20.0	21.4	19.8	17.9	15.9	
MND	71.2	62.6	56.6	65.3	45.8	52.3	52.7	51.1	55.4	36.6	39.1	39.8	41.9	37.1	42.2	55.0	45.5	40.5	40.0	38.5	
NORM	65.6	69.0	67.7	66.9	71.1	74.1	68.2	66.0	66.8	66.4	67.5	68.1	65.9	60.6	64.7	73.1	66.4	64.7	66.0	61.7	

JUNI 2024

NEERSLAG 8-8 UUR (MM)

DISTRICT 11

NR	741	742	743	744	746	747	749	750	751	752	754	755	756	757	758	760	761	762	763	764	767	
DAG	STAVE NISSE	TER NEU ZEN	NOORD GOUWE	ANNA JACOBA POLDER	WEST KAPEL LE	KRAB BEN DIJKE	WILHELM MINA DORP	RIL LAND	VRU WEN POLDER	HAAM STEDE	OVE ZANDE	KORT GENE	MIDDEL BURG	THOLEN	WOL PH'RTS DIJK	'S HEE REN HOEK	PHI LIP PINE	SCHOON DIJKE	CAD ZAND	KLOOS TER ZANDE	KA PELLE BRUG	
1	0.9	2.6	1.1	0.4	1.6	1.5	0.4	9.8	1.6	1.9	0.9	1.1	1.1	3.2	2.0	2.7	0.4	3.9	2.9	7.4	3.9	
2	0.1	0.1	0.3	.	0.5	0.2	0.1	0.1	0.5	0.5	0.1	0.2	0.3	.	0.4	0.3	0.1	.	.	0.1	0.1	
3	0.1	
4	
5	3.5	1.9	0.8	2.3	1.9	0.5	2.0	0.7	1.2	1.1	1.5	2.4	1.6*	2.0	3.2	1.6	2.0	2.4	1.5	2.5	0.4	
6	0.1	.	
7	
8	
9	.	.	0.5	0.2	0.3	
10	9.6	7.6	9.8	9.0	10.7	3.8	9.5	4.8	12.0	10.7	4.9	7.2	9.1	5.8	10.3	6.7	8.1	5.5	12.2	4.7	5.9	
11	9.8	2.6	5.4	8.2	3.5	10.0	10.5	13.8	5.7	3.8	5.6	9.6	3.6	10.2	5.6	7.4	2.6	3.8	5.8	8.9	2.7	
12	0.9	2.8	0.5	1.2	0.7	3.3	1.9	5.1	.	1.8	2.3	1.1	1.2	7.8	2.8	0.7	3.2	0.9*	0.4	1.3	9.0	
13	0.3	.	.	.	0.1	.	0.2	.	0.3	0.2	0.1	.	0.4	1.8	0.2	.	.	0.6	.	0.1	.	
14	0.1	0.3	0.1	0.4	0.5	0.8	0.3	0.4	0.4	0.4	0.5	.	0.3	0.3	0.4	0.2	0.2	0.6	1.0	0.5	0.4	
15	5.2	5.6	5.9	3.4	3.3	5.7	4.5	5.9	4.2*	6.8	7.1	4.8	3.6	8.1	4.0	5.0	8.9	4.8	4.3	3.2	7.9	
16	1.7	3.3	1.3	1.4	0.3	2.3	1.4	1.4	1.1	1.1	1.4	4.9	1.5	1.8	3.9	2.1	2.8	2.3	1.4	2.0	3.4	
17	2.0	0.4	0.2	4.1	.	0.4	4.6	0.6	.	.	1.1	1.6	4.2	2.0	.	4.7	1.3	.	2.6	2.5	3.6	
18	0.1	1.7	0.1	.	0.1	0.5	0.1	0.7	0.5	0.2	0.1	.	1.1	2.0	.	0.2	1.2	2.0	0.9	0.9	1.0	
19	6.6	6.6	4.4	6.2	2.2	6.9	6.7	7.1	2.7	2.3	6.8	6.1	4.1	5.7	4.8	6.6	7.9	6.4	5.1	6.0	7.2	
20
21	0.1	.	.	.	0.2	0.2	
22	4.7	6.1	1.4	4.0	0.2	4.0	2.5	6.0	1.1	3.1	3.0	2.8	5.0	4.8	2.6	2.0	3.2	2.4	2.7	5.4	7.8	
23	.	0.1	0.8	.	.	0.4	1.0	
24	
25	
26	
27	
28	
29	
30	0.9	1.7	0.2	1.0	0.1	1.2	0.7	2.1	.	0.1	1.3	0.3	0.3	1.4	0.3	0.6	1.4	0.5	0.5	2.1	2.7	
I	14.1	12.2	12.5	11.9	14.7	6.0	12.0	15.4	15.3	14.6	7.4	10.9	12.1*	11.0	15.9	11.3	10.6	11.8	16.6	14.8	10.3	
NORM	25.5	27.4	23.5	25.5	23.7	26.4	26.1	25.2	24.9	23.1	25.3	24.4	24.1	27.2	27.2	24.6	24.6	25.1	25.0	26.6	29.6	
II	26.7	23.3	17.9	24.9	10.7	29.9	30.2	35.0	14.9*	16.6	25.0	28.1	20.0	39.7	21.7	26.9	28.1	21.4*	21.5	25.4	35.2	
NORM	23.7	25.9	22.0	23.0	20.4	24.3	23.0	25.9	20.2	19.9	26.1	21.0	23.6	22.6	22.6	25.9	23.9	23.9	20.5	25.8	25.6	
III	5.6	7.9	1.6	5.0	0.3	5.2	3.2	8.1	1.1	3.3	4.3	3.1	5.3	6.4	3.1	2.6	5.4	2.9	3.2	7.9	11.5	
NORM	18.0	18.7	18.2	17.0	17.5	19.1	20.2	18.4	20.3	21.4	18.0	20.4	16.9	18.1	19.1	18.6	17.5	16.0	16.7	21.0	18.7	
MND	46.4	43.4	32.0	41.8	25.7	41.1	45.4	58.5	31.3	34.5	36.7	42.1	37.4	57.1	40.7	40.8	44.1	36.1	41.3	48.1	57.0	
NORM	67.2	72.0	63.7	65.5	61.5	69.8	69.4	69.5	65.4	64.4	69.4	65.8	64.7	67.9	68.8	69.1	65.9	64.9	62.1	73.4	73.9	

DISTRICT 11

DISTRICT 12

DISTRICT 13

NR	770	828	829	832	833	834	837	838	839	841	827	831	843	844	892	896	899	901	903	
DAG	WEST DORPE	OUDE BOSCH	ZUN DERT	BERGEN O/ZOOM	OOS TER HOUD	CHAAM	STEEN BERGEN	GINNE KEN	HOOGER HEIDE	KLUN DERT	TIL BURG	ES BEEK	GILZE RIJEN	CA PELLE	GIERS BER GEN	HEL MOND	GEMERT	NU LAND	MEGEN	
1	3.3	4.8	5.1	1.2	8.9	4.5	2.3	5.0	8.9	5.2	2.2	2.2	10.0	3.4	9.6	0.4	1.1	4.2	6.2	
2	0.2	0.3	.	0.2	
3	
4	
5	.	2.5	1.7	1.1	0.3	2.0	3.6	.	1.9	2.0	0.4	1.1	0.4	0.8	0.4	0.4	.	1.1	3.9	
6	
7	
8	
9	0.1	
10	5.4	3.2	4.2	5.0	1.7	3.5	6.1	8.2	4.7	6.9	3.2*	3.5	3.3	2.2	2.3	3.0	2.8	3.4	6.4	
11	2.1	7.8	8.4	8.2	2.4	7.9	7.6	7.5*	9.5	7.7	4.6*	6.4	10.5	8.0	12.2	6.9	7.2	9.0	10.2	
12	1.9	5.0	5.3	4.5	3.8	7.0	9.0	5.0*	7.7	8.1	0.1	1.1	2.1	0.5	1.1	0.3	1.6	0.4	1.6	
13	.	.	.	0.3	.	0.9	0.7	.	0.5	0.4*	.	0.3	0.4	0.2	0.9	.	.	0.7	0.5	
14	0.4	.	.	0.5	0.3	0.5	0.2	0.5	0.3	.	.	0.2	0.4	0.4	0.8	.	.	0.3	.	
15	4.5	6.8	5.0	12.6	5.5	8.2	14.9	7.5	13.1	6.7	13.1	7.6	9.1	6.3	12.3	5.5	6.8	13.4	13.9	
16	2.6	1.5	2.9	1.7	0.8	2.8	0.9	1.5	2.2	0.4	2.5	1.9	0.5	1.4	0.2	2.1	2.9	2.4	3.6	
17	3.1	1.1	6.2	0.6	3.5	3.1	2.1	1.5	2.4	3.9	1.3	3.9	2.5	6.9	0.8	2.7	1.8	2.9	3.5	
18	1.3	.	0.1	0.2	0.1	1.2	0.1	0.5	.	.	1.5	5.3	0.4	0.1	0.7	16.4	12.3	2.8	3.6	
19	11.6	5.9	8.1	5.7	6.9	12.0	6.4	5.5	6.9	6.0	21.6	22.9	10.0	9.3*	13.5	22.0	17.4	12.7	12.6	
20
21	.	0.3	0.2	.	0.6	0.9	.	0.5	0.6	0.7	0.7	.	.	
22	4.5	6.0	7.7	5.3	3.9	8.1	5.2	6.1	7.1	7.0	7.3	9.7	7.0	6.1*	6.8	13.1	7.7	4.6	4.4	
23	0.1	0.3	.	.	.	0.1	0.3	.	.	.	0.3	.	
24	
25	
26	
27	
28	0.7	.	
29	
30	1.8	1.7	3.1	1.5	2.3	3.5	1.5	3.6	2.7	.	3.7	4.2	2.0	2.3	1.6	19.0	14.0	2.3	2.5	
I	8.7	10.5	11.0	7.3	10.9	10.2	12.1	13.2	15.5	14.1	5.8*	6.8	14.0	6.4	12.5	3.8	3.9	8.7	16.5	
NORM	27.7	23.8	26.1	26.8	27.4	27.4	25.8	25.0	27.6	23.3	28.8	27.9	27.2	24.1	25.5	27.2	22.8	28.9	27.7	
II	27.5	28.1	36.0	34.3	23.3	43.6	41.9	29.0*	43.1	33.2*	44.7*	49.6	35.9	33.1*	42.5	55.9	50.0	44.6	49.5	
NORM	22.8	24.0	26.5	21.7	24.7	28.6	22.6	24.8	25.8	24.3	23.4	22.1	24.8	23.6	25.2	23.0	21.6	24.6	21.6	
III	6.4	8.0	10.8	6.8	6.2	11.6	6.7	9.7	10.3	7.0	11.6	14.8	9.1	8.9*	9.3	32.8	22.4	7.9	6.9	
NORM	17.3	19.5	17.9	15.8	20.8	17.2	19.1	17.0	19.2	20.5	18.0	16.3	17.8	18.0	18.9	17.4	17.2	20.0	17.4	
MND	42.6	46.6	57.8	48.4	40.4	65.4	60.7	51.9	68.9	54.3	62.1	71.2	59.0	48.4	64.3	92.5	76.3	61.2	72.9	
NORM	67.8	67.3	70.5	64.3	72.9	73.3	67.6	66.8	72.6	68.1	70.2	66.4	69.7	65.7	69.6	67.6	61.6	73.5	66.7	

DISTRICT 13															DISTRICT 14					
NR	904	905	906	907	908	909	911	912	914	915	918	919	920	926	883	897	913	921	922	923
DAG	SOME REN	ST ANTHO NIS	OIR SCHOT	BOX TEL	DEURNE	MILL	DIN THER	LEENDE	OSS	EERSEL	MAAR HEEZE	EIND HOVEN VB	VOLKEL	WAALRE	SEVE NUM	VENLO	IJSSEL STEYN	VENRAY	SIEBEN GE WALD	ARCEN
1	0.7	0.8	2.5	3.3	1.8	0.4	3.1	1.0	4.4	4.8	0.7	3.5	1.9	0.9	1.6	3.0	2.3	2.4	2.8	2.0
2	0.4	.	0.1	0.1	.	.	1.0	0.3	.	.	0.7	0.3	0.1	0.3	0.2	0.1
3	0.1	0.2
4	0.1
5	1.2	.	.	0.3	0.6	0.3	0.4	0.9	0.3	0.9	0.9	0.3	.	0.8	3.6	1.0	.	.	1.2	2.2
6
7
8
9
10	3.4	2.6	2.6	3.2	4.0	2.9	3.1	3.7	3.0	3.4	2.5	2.6	3.0	2.8	2.0	2.6	2.9	3.1	2.5	4.4
11	5.0	6.8	5.1	4.3	5.5	7.9	4.3	6.0	8.8	7.0	4.2	5.7	6.0	5.5	4.7	2.8	6.2	6.1	9.2	3.3
12	0.1	4.4	0.8	0.5	0.4	7.2	.	1.4	.	0.5	.	0.5	1.8	0.5	0.1	.	1.3	1.4	1.6	.
13	0.1	0.2	.	0.1	.	0.6	0.3	2.1	.	.	1.0	0.1	0.1	.	.	.
14	0.3	0.1	.	0.3	0.4	0.4	0.3	0.7	0.2	.	1.0	0.2	0.4	0.2	0.2	0.5	0.3	0.5	0.2	0.4
15	5.5	8.8	11.0	9.2	7.3	3.8	15.2	4.8	9.8	14.6	5.4	3.5	4.0	3.2	6.5	11.2	6.2	6.8	5.8	3.1
16	1.9	2.2	1.5	1.9	1.3	2.0	1.5	1.2	2.7	3.0	2.4	1.7	2.3	1.9	1.5	0.5*	1.1	1.3	2.3	0.6
17	5.7	6.9	2.0	0.6	4.6	0.7	0.5	5.4	2.6	3.3	5.9	0.7	4.0	4.8	2.9	1.5	2.7	2.5	5.5	2.6
18	5.2	9.3	9.4	5.5	2.8	5.5	9.2	7.4	2.4	12.5	6.4	11.8	5.1	15.6	0.3	0.1	3.9	3.8	5.7	0.5
19	14.0	17.8	23.1	17.2	14.7	19.7	20.0	12.3	11.4	33.3	10.0	19.2	27.2	24.9	9.4	11.3	16.6	23.2	17.8	13.0
20	0.1	0.2	.	0.2
21	0.3	0.7	0.2	0.6	0.4	.	0.2	0.5	0.2	0.5	0.8	0.6	1.1	1.0	4.3	1.8	0.6	0.5	0.1	1.7
22	5.0	3.6	6.6	7.5	4.1	1.7	4.5	13.6	3.6	7.3	4.8	8.5	5.1	8.7	1.6	3.2	2.6	3.2	2.7	2.6
23	0.1	.	.	0.1	0.7	.	.	.	0.1
24
25
26
27
28	.	0.2	1.1	1.2*	0.1	.
29
30	17.6	17.4	10.2	4.8	15.0	8.0	7.8	17.9	2.7	8.9	16.8	6.3	7.3	14.4	13.8	17.0	18.3	15.0	13.4	14.6
I	5.9	3.4	5.2	6.8	6.4	3.6	6.6	5.7	7.7	9.3	5.1	6.7	4.9	4.5	7.9	6.9	5.3	5.8	6.7	8.7
NORM	28.4	28.4	26.2	24.6	31.4	28.6	26.1	30.6	26.9	28.1	27.2	26.6	27.5	26.7	30.0	27.5	30.4	28.1	27.4	30.1
II	37.9	56.5	52.9	39.6	37.0	47.8	51.3	41.3	37.9	74.4	36.3	43.6	50.8	56.8	25.6	27.9*	38.4	45.6	48.1	23.5
NORM	22.3	21.1	21.0	23.1	20.5	21.1	23.5	21.0	20.9	22.4	20.4	23.5	22.0	21.6	20.4	20.0	20.2	18.7	21.1	16.6
III	23.0	21.9	17.0	12.9	19.6	9.7	12.5	32.0	6.5	16.7	22.4	15.4	13.5	24.1	19.7	22.7	22.6	19.9*	16.3	19.0
NORM	17.5	16.7	19.6	20.1	16.8	18.5	17.5	17.0	16.5	17.1	14.8	17.5	21.1	17.3	17.8	19.8	17.7	17.4	19.7	19.9
MND	66.8	81.8	75.1	59.3	63.0	61.1	70.4	79.0	52.1	100.4	63.8	65.7	69.2	85.4	53.2	57.5	66.3	71.3	71.1	51.2
NORM	68.2	66.2	66.7	67.8	68.7	68.3	67.1	68.6	64.3	67.6	62.5	67.7	70.6	65.6	68.2	67.3	68.3	64.2	68.6	66.6
DISTRICT 14						DISTRICT 15														
NR	961	964	967	970	983	962	963	965	966	968	969	971	973	974	979	980	981	982		
DAG	ROER MOND	WEERT	HEI BLOEM	STRAMP ROY	KESSEL EIK	UBACHS BERG	VAL KEN BURG	SCHAES BERG	SCHIN NEN	VAAALS	STEIN	NOOR BEEK	BEEK	BUCH TEN	ECHT	EPEN	OOST-MAAR LAND	SCHIN VEILD		
1	1.5	1.7	1.7	2.3	1.8	3.5	1.1	4.1	1.3	3.9	1.6	1.4	1.4	0.5	1.6	4.4	1.6	5.2		
2	0.2	0.6	0.3	0.7	0.7	6.7	5.4	5.5	6.5	4.0	3.3	3.4	6.2	4.9	4.1	5.4	6.2	3.0		
3	0.1		
4	0.2	.		
5	2.0	2.1	2.7	2.3	1.9	2.6	3.2	2.9	1.9	5.4	2.1	4.4	1.9	3.5	4.0	6.0	1.6	2.0		
6	0.3	0.4	0.5	.	.		
7		
8		
9		
10	1.5	3.0	1.7	1.5	1.5	.	.	.	0.8	.	0.3	.	0.3	0.7	0.6	.	.	0.6		
11	2.5	4.8	4.5	4.7	4.1	4.2	3.0	3.2	3.2	5.5	6.4	5.3	3.7	4.9	3.1	5.1	5.5	2.5		
12	.	.	0.4	.	0.2	.	0.1	0.2	3.1	.	.	.	2.9		
13	.	0.1		
14	0.4	0.2	0.3	0.2	0.2	0.6	0.2	0.3	0.7	0.4	0.5	0.1	0.3	0.2	0.1	0.2	0.4	0.3		
15	5.2	5.5	3.8	4.9	5.9	7.2	8.4	7.5	9.5	3.3	6.4	6.7	8.5	7.7	6.8	6.0	8.0	4.9		
16	0.5	1.1	1.4	1.6	0.8	0.6	0.7	3.0	1.5	0.8	0.7	0.2	0.4	0.6	0.7	0.5	0.5	0.2		
17	0.7	10.0	3.5	1.7	1.8	4.2	7.4	3.0	8.3	3.4	9.4	2.5	7.9	7.2	3.8	4.2	4.3	5.2*		
18	0.2	2.7	0.2	0.4	0.1	3.4	4.6	3.4	1.2	0.4	1.2	3.8	0.4	0.5	1.5	0.2	1.2	.		
19	15.5	9.9	10.8	10.5	9.0	32.8	42.7	34.2	22.6	35.3	17.6	21.9	24.2	13.2	21.9	32.7	38.1	24.0		
20	0.1	0.1	.	.	.	0.1		
21	0.8	1.2	2.5	2.3	1.7	1.4	1.6	1.7	1.5	2.8	0.3	0.6	2.0	0.6	1.0	1.2	1.1	.		
22	2.7	2.8	1.8	3.2	3.8	14.3	15.7	12.9	10.0	11.7	6.1	16.9	11.0	6.4	4.1	10.9	13.3	10.0		
23	.	.	0.2	.	0.2	.	0.2	0.1	.	.	0.2		
24		
25		
26		
27		
28	1.1	1.5	0.3	.	0.8	3.6		
29		
30	12.6	13.4	14.1	13.5	14.1	24.4	23.6	16.9	26.2	16.0	16.1	18.6	27.9	11.5	14.2	14.8	34.9	28.0		
I	5.2	7.4	6.4	6.8	5.9	12.8	9.7	12.9	10.9	13.3	7.3	9.2	9.8	9.6	10.3	16.3	9.6	10.8		
NORM	29.0	25.1	26.5	25.8	27.4	27.4	28.6	27.6	27.5	30.9	26.8	29.5	26.6	29.3	28.0	31.3	24.9	25.8		
II	25.0	34.3	24.9	24.0	22.1	53.0	67.1	52.2	50.2	49.1	42.2	40.5	48.4	34.2	36.9	50.2	57.0	38.3*		
NORM	23.5	23.9	22.4	23.9	20.8	26.3	27.1	24.8	25.6	28.0	24.1	26.7	25.3	24.0	26.3	28.8	26.4	23.3		
III	16.1	17.4	18.6	19.0	19.8	40.1	41.1	31.6	38.8	32.0	23.0	36.1	41.7	18.5	19.3	26.9	49.3	41.6		
NORM	17.7	15.6	16.1	15.9	19.0	19.5	20.0	19.7	18.7	20.4	15.7	19.9	17.5	17.4	16.1	20.8	16.3	17.3		
MND	46.3	59.1	49.9	49.8	47.8	105.9	117.9	96.7	99.9	94.4	72.5	85.8	99.9	62.3	66.5	93.4	115.9	90.7		
NORM	70.2	64.5	65.0	65.6	67.2	73.1	75.6	72.1	71.8	79.4	66.5	76.1	69.5	70.7	70.4	80.9	67.6	66.4		

JUNI 2024

REFERENTIE-GEWASVERDAMPING VOLGENS MAKKINK (MM)

NR	270	277	286	249	269	279	215	240	275	290	344	356	283	319	323	350	370	375	377	391
DAG	LEEUWARDEN	LAUWERS OOG	NIEUW BEERTA	BERK HOUT	LELY STAD	HOEGE VEEN	VOOR SCHO TEN	SCHIP HOL	DEE LEN	TWEN THE	R'DAM	HER WIJNEN	HUP SEL	WEST DORPE	WILHELMINA DORP	GILZE RIJEN	EIND HOVEN	VOLKEL	ELL	ARCEN
1	1.1	1.7	2.9	1.0	1.0	2.0	1.0	1.0	1.2	2.4	0.9	0.7	2.2	0.5	0.6	0.7	0.7	1.3	1.2	1.6
2	2.4	2.3	2.3	2.7	2.3	2.7	2.6	3.0	2.9	2.5	2.8	2.8	2.5	2.4	2.6	3.0	2.5	2.8	2.0	2.5
3	1.7	1.8	1.6	2.3	2.1	1.9	2.8	2.2	2.0	1.6	2.4	2.0	1.8	2.5	2.8	2.1	2.2	2.0	2.4	1.8
4	2.0	2.6	2.1	1.9	2.3	2.1	2.0	2.2	2.4	2.3	2.1	2.4	2.6	2.4	2.8	3.0	3.3	3.0	2.9	2.7
5	3.7	3.9	4.1	4.3	4.1	4.1	4.6	4.4	3.4	3.4	4.5	4.3	4.2	4.3	4.6	4.0	4.3	4.0	3.1	2.8
6	3.3	2.5	2.3	2.9	2.8	3.0	3.1	3.2	2.7	3.3	3.5	3.4	3.2	3.4	3.8	2.8	3.1	2.8	3.5	3.1
7	3.5	3.2	2.3	4.1	3.5	2.3	4.2	4.2	3.7	3.4	3.9	4.2	4.2	4.2	4.6	4.1	4.2	4.2	4.3	4.2
8	2.2	1.9	1.9	2.5	2.6	2.2	2.9	3.0	3.0	2.9	3.1	3.1	3.4	2.8	3.8	2.9	3.2	3.2	4.1	3.4
9	2.6	2.3	2.2	2.7	3.4	2.7	4.2	3.6	3.4	3.5	3.5	3.7	3.8	4.7	4.1	4.3	4.3	4.3	4.6	4.5
10	0.8	1.0	0.8	0.8	1.1	1.1	1.3	1.0	1.3	1.2	1.6	1.7	1.2	1.9	1.8	1.7	1.5	1.3	1.3	1.2
11	3.2	3.1	2.8	3.4	3.9	3.4	3.7	3.2	3.0	3.2	3.6	3.2	3.2	3.0	3.0	2.9	3.4	3.5	3.3	3.6
12	2.8	3.5	2.5	2.6	2.8	2.7	2.8	2.7	2.7	2.6	2.6	2.8	2.6	3.2	3.4	3.0	2.5	2.8	2.8	2.4
13	1.9	1.6	1.9	3.5	2.9	2.6	3.1	3.5	3.3	3.3	3.4	3.2	3.4	3.2	3.8	3.4	3.5	3.5	3.7	3.8
14	2.1	1.9	1.7	1.6	1.6	1.6	1.8	1.8	1.4	1.9	1.9	1.6	1.8	1.5	2.3	1.7	1.7	1.6	1.9	1.6
15	2.1	2.4	2.5	2.5	2.9	2.6	2.3	2.5	2.2	2.7	2.2	2.5	3.0	2.5	2.4	2.8	2.7	2.8	3.3	3.1
16	2.9	2.6	2.6	3.1	2.9	2.2	2.9	2.9	2.4	2.5	3.5	3.1	2.3	3.2	3.4	3.1	2.4	2.5	2.4	2.2
17	4.5	4.2	3.8	4.8	4.2	4.4	4.9	4.4	3.4	3.1	4.8	4.1	3.2	3.4	4.6	3.3	3.2	3.1	2.7	2.2
18	2.9	3.1	2.3	2.2	1.3	1.5	1.4	1.4	0.9	1.2	1.3	1.0	0.9	1.1	1.1	1.0	0.9	0.7	1.3	1.1
19	3.6	4.5	4.3	3.7	4.9	4.0	4.8	4.4	4.3	4.0	4.5	4.4	4.0	4.4	5.1	4.2	3.7	4.0	3.6	3.4
20	3.2	3.5	3.9	3.2	3.1	3.8	3.2	3.3	2.7	3.4	3.1	2.8	3.1	3.0	3.2	2.7	1.9	2.1	1.9	2.1
21	1.8	1.4	1.0	1.6	1.5	1.0	1.1	1.2	1.4	0.8	0.9	1.2	1.1	1.1	1.3	1.1	1.0	1.0	0.9	1.0
22	4.2	3.7	2.6	4.5	3.9	3.9	4.4	4.0	2.7	3.7	3.8	2.9	3.9	3.1	2.9	2.9	2.8	2.9	3.0	3.2
23	4.8	5.2	3.8	5.1	4.9	4.9	5.2	4.8	4.2	3.9	5.1	4.8	4.9	4.7	4.8	4.6	4.6	4.7	4.7	4.4
24	4.5	5.3	5.2	5.3	5.4	5.1	5.2	5.1	5.0	5.3	5.3	5.0	5.1	5.0	5.3	4.6	4.4	5.1	5.0	4.2
25	5.4	5.4	4.9	5.5	5.5	5.5	5.5	5.6	5.5	5.5	5.4	5.5	5.6	5.4	5.5	5.6	5.6	5.6	5.5	5.7
26	5.5	5.6	5.5	5.7	5.7	5.7	5.7	5.8	5.6	5.6	5.7	5.7	5.4	5.5	5.6	5.8	5.8	5.6	5.5	5.4
27	5.1	5.1	4.9	5.0	4.9	5.0	5.0	5.0	5.0	5.4	5.0	5.1	5.3	4.3	4.9	4.9	4.7	5.0	4.9	4.6
28	4.4	3.4	4.0	4.6	3.9	4.4	4.8	4.8	4.3	4.0	4.6	4.5	4.3	4.2	4.9	4.5	4.2	4.0	4.7	4.5
29	5.1	4.9	5.0	5.0	4.8	4.9	4.6	4.6	4.8	4.8	4.4	4.2	4.7	3.9	3.8	4.0	4.5	4.6	4.1	4.3
30	3.3	4.0	3.2	3.3	3.7	3.2	3.3	3.0	2.7	2.4	3.1	3.3	2.4	3.0	3.1	3.0	2.7	2.6	2.5	2.1
I	23.3	23.2	22.5	25.2	25.2	24.1	28.7	27.8	26.0	26.5	28.3	28.3	29.1	29.1	31.5	28.6	29.3	28.9	29.4	27.8
II	29.2	30.4	28.3	30.6	30.5	28.8	30.9	30.1	26.3	27.9	30.9	28.7	27.5	28.5	32.3	28.1	25.9	26.6	26.9	25.5
III	44.1	44.0	40.1	45.6	44.2	43.6	44.8	43.9	41.2	41.4	43.3	42.2	42.7	40.2	42.1	41.0	40.3	41.1	40.8	39.4
MND	96.6	97.6	90.9	101.4	99.9	96.5	104.4	101.8	93.5	95.8	102.5	99.2	99.3	97.8	105.9	97.7	95.5	96.6	97.1	92.7

REFERENTIE-GEWASVERDAMPING (MM)

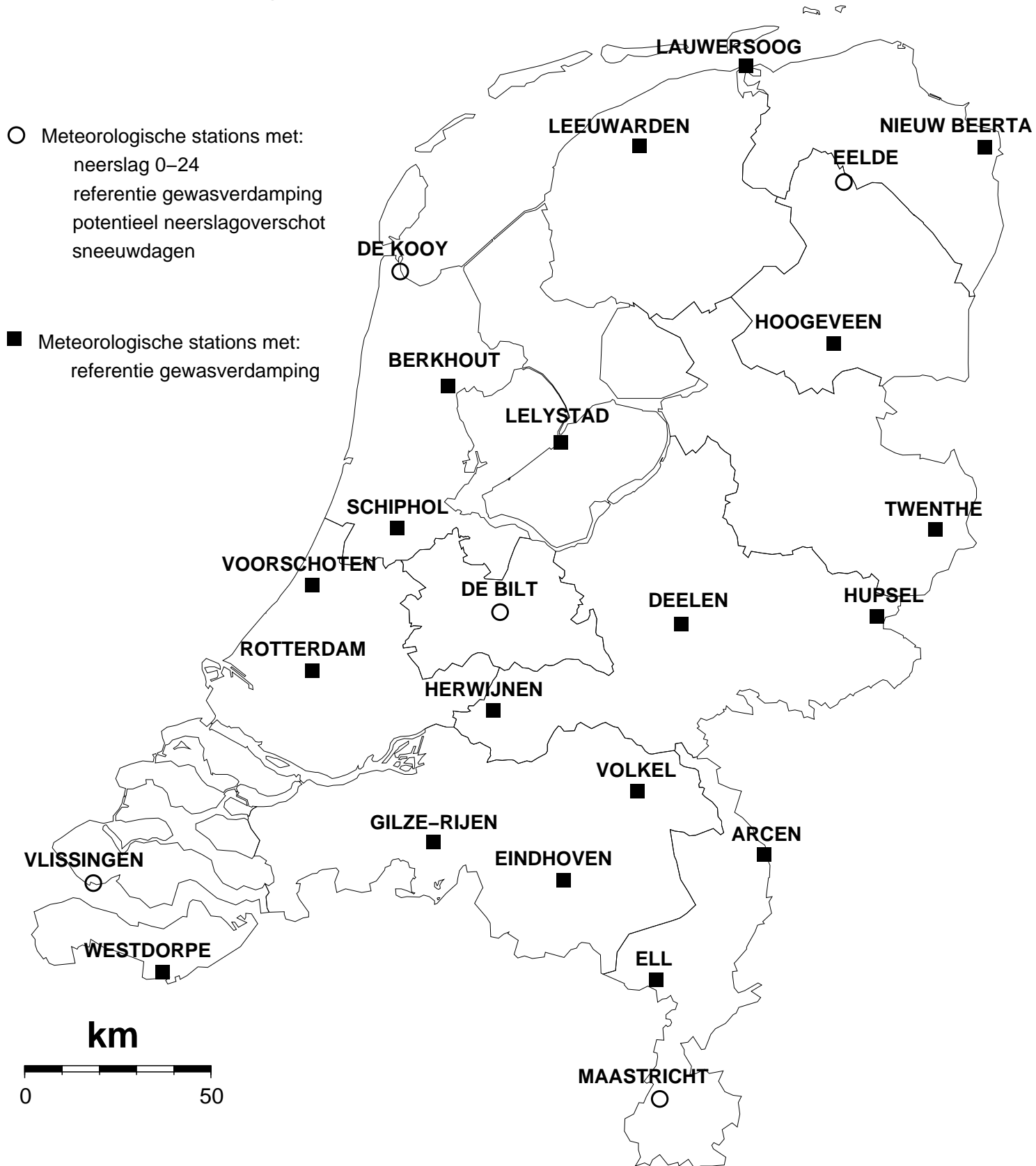
NEERSLAG 0-24 UUR (MM)

DOORLOPEND POTENTIEEL NEERSLAGOVERSCHOT (MM)

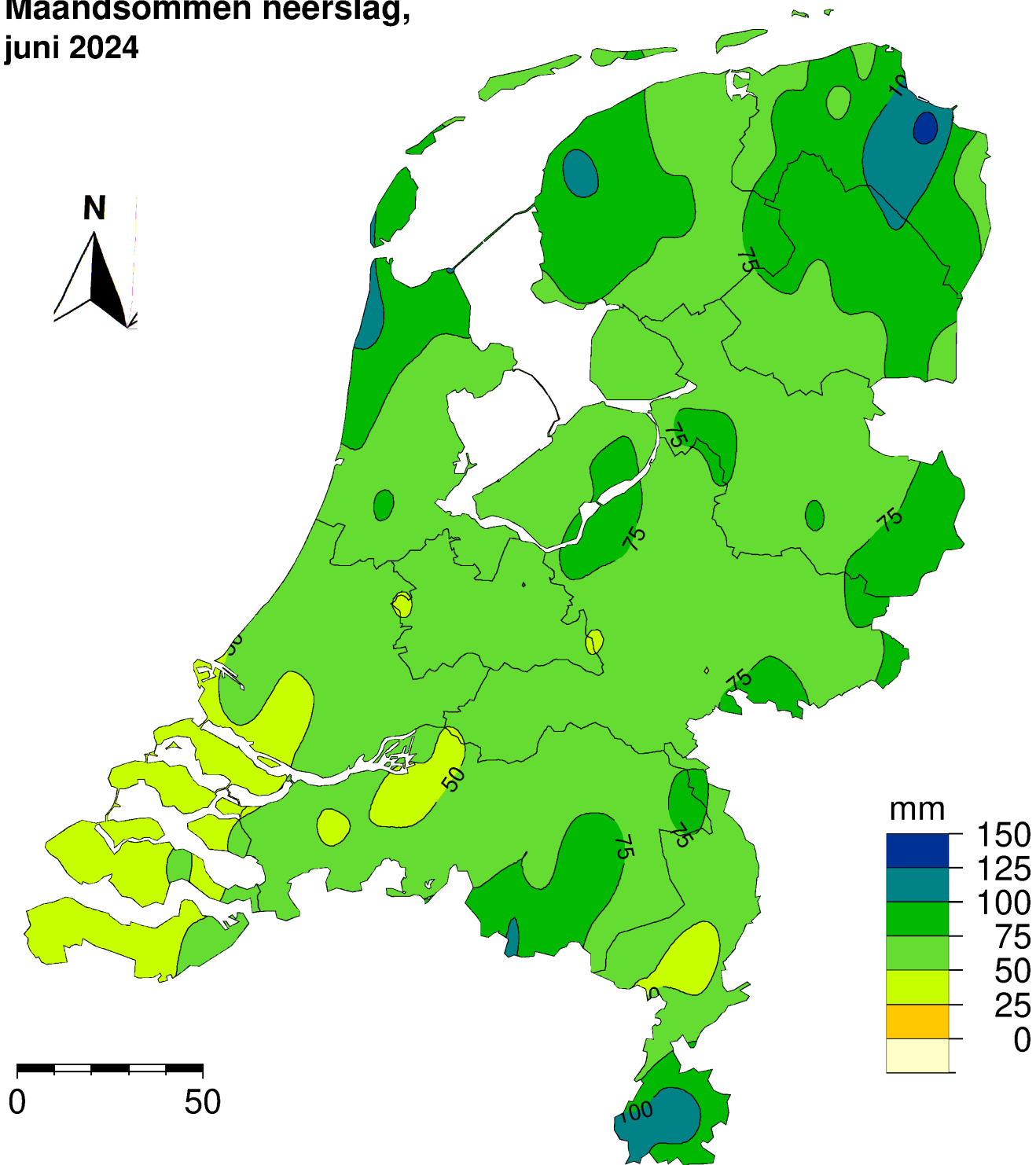
NEERSLAGGEMIDDELDELEN PER DISTRICT (MM)

NR	235	280	260	310	380	235	280	260	310	380	235	280	260	310	380	D1	D2	D3	D4	
DAG	DE KOOY	EELDE	DE BILT	VLIS SIN GEN	MAAS TRICHT	DE KOOY	EELDE	DE BILT	VLIS SIN GEN	MAAS TRICHT	DE KOOY	EELDE	DE BILT	VLIS SIN GEN	MAAS TRICHT	I	II	III		
1	1.2	1.6	0.7	0.7	0.9	0.7	.	4.4	2.0	5.0	7	9	93	61	122	MAAND	83.4	76.4	87.9	73.6
2	2.5	2.4	3.1	2.4	1.5	0.0	.	.	0.0	0.3	5	6	90	59	120	NORM	60.0	69.4	70.4	63.6
3	2.4	1.7	2.3	3.6	2.2	0.1	0.0	.	.	.	2	5	87	55	118					
4	2.6	2.2	2.8	2.7	3.9	2.1	7.6	4.9	1.8	1.3	2	10	89	54	116	D5	D6	D7	D8	
5	4.2	4.1	4.1	4.8	2.5	2.6	0.9	1.2	0.1	0.5	0	7	86	50	114					
6	4.0	1.9	3.2	4.4	4.4	.	0.0	.	.	.	-4	5	83	45	109	I	20.5	9.2	19.0	14.1
7	4.4	2.7	3.3	4.2	4.7	0.8	0.5	0.0	.	.	-7	3	80	41	105	II	42.5	50.5	36.9	48.2
8	2.7	2.1	2.6	3.7	4.6	0.6	1.6	0.3	0.0	.	-9	2	78	37	100	III	2.5	12.6	2.6	4.5
9	2.8	1.9	3.5	4.8	4.9	0.0	0.8	0.0	.	.	-12	1	74	33	95					
10	0.6	0.7	1.4	2.0	1.3	41.2	46.6	17.4	13.0	4.8	28	47	90	44	99	MAAND	65.4	72.3	58.6	66.8
																NORM	72.8	70.6	69.2	72.2
11	3.7	2.8	3.5	3.2	3.3	3.8	4.8	3.5	0.0	0.0	29	49	90	40	95					
12	3.0	2.5	2.8	3.3	2.4	0.8	2.2	0.8	2.2	0.0	26	49	88	39	93	D9	D10	D11	D12	
13	3.7	2.0	3.2	3.3	3.6	3.5	0.3	.	0.0	.	26	47	85	36	89					
14	1.9	1.7	1.5	2.2	2.2	1.7	1.6	6.0	3.9	5.5	26	47	89	38	93	I	6.7	10.9	12.8	11.6
15	2.5	3.1	2.4	2.6	2.6	23.1	9.0	2.8	2.5	1.1	47	53	90	38	91	II	43.5	40.2	24.8	34.7
16	3.5	2.4	2.6	3.3	2.1	8.6	2.6	9.1	3.7	5.2	52	53	96	38	94	III	20.0	5.8	4.3	8.6
17	4.6	4.1	4.1	4.9	2.7	.	.	.	0.0	1.3	47	49	92	33	93					
18	3.1	2.2	1.1	1.1	1.7	.	0.0	3.1	4.6	23.3	44	47	94	37	114	MAAND	70.2	57.0	41.8	54.9
19	4.6	3.7	4.5	4.5	2.8	39	43	90	32	112	NORM	67.0	68.4	66.9	69.3
20	3.7	3.7	2.9	3.0	1.6	.	0.0	0.0	.	2.7	36	39	87	29	113					
21	1.9	1.0	1.5	1.7	1.0	2.2	2.5	1.0	2.6	10.9	36	41	86	30	123	D13	D14	D15	LAND	
22	4.8	3.7	2.8	4.1	3.1	.	.	0.0	0.0	.	31	37	84	26	119	I	7.0	6.6	11.0	13.5
23	5.2	4.5	4.0	5.3	4.2	26	33	80	21	115	II	46.5	30.9	47.6	46.6
24	5.4	4.6	5.2	5.4	5.2	21	28	74	15	110	III	16.1	19.2	33.8	7.8
25	5.5	5.2	5.4	5.5	5.6	15	23	69	10	104					
26	5.6	5.5	5.8	5.7	5.5	9	17	63	4	99	MAAND	69.6	56.7	92.4	67.9
27	5.0	5.3	5.1	4.9	5.1	0.5	4	12	58	-1	94	NORM	67.4	66.9	72.3	68.6
28	4.9	3.9	3.9	5.1	4.6	0	8	54	-6	90					
29	4.6	5.0	4.7	4.1	4.1	.	0.1	0.9	0.2	14.3	-5	3	50	-10	100					
30	3.9	3.3	3.2	3.0	2.0	1.1	0.9	1.1	2.8	12.8	-8	1	48	-10	111					
I	27.4	21.3	27.0	33.3	30.9	48.1	58.0	28.2	16.9	11.9	28	47	90	44	99					
NORM	32.8	31.0	31.2	32.3	32.7	21.2	22.4	26.7	23.6	28.3										
II	34.3	28.2	28.6	31.4	25.0	41.5	20.5	25.3	16.9	39.1	36	39	87	29	113					
NORM	33.5	29.7	30.5	34.1	32.1	16.5	19.3	22.2	23.0	24.7										
III	46.8	42.0	41.6	44.8	40.4	3.3	3.5	3.0												

Kaart met meteorologische stations



Maandsommen neerslag, juni 2024





Dit rapport is een uitgave van:

Koninklijk Nederlands Meteorologisch Instituut
Postbus 201 | 3730 AE De Bilt
www.knmi.nl | klimaatdesk@knmi.nl