



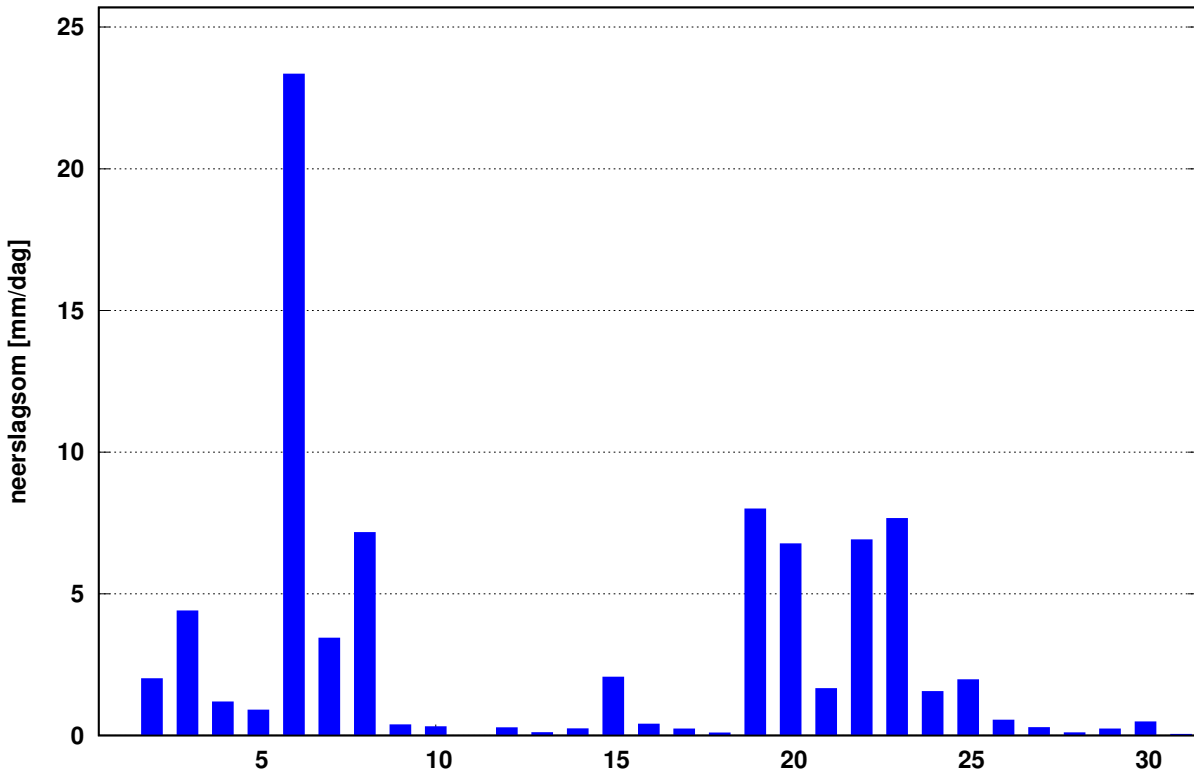
Koninklijk Nederlands
Meteorologisch Instituut
Ministerie van Infrastructuur en Waterstaat

Maandoverzicht neerslag en verdamping in Nederland

december 2024



Landelijk gemiddelde dagelijkse neerslagsom december 2024 (gebaseerd op 319 stations)
Maandsom: 83 mm Normaal: 86 mm



In het Maandoverzicht neerslag en verdamping in Nederland (MONV) zijn dagelijkse gegevens van neerslag, verdamping, potentieel neerslagoverschot en sneeuwdagen opgenomen. Daarnaast worden decade- en maandwaarden vermeld. De metingen worden verricht op ca. 325 KNMI-neerslagstations en 25 KNMI meteorologische stations, alwaar uit metingen van temperatuur en straling de referentie-gewasverdamping wordt berekend. Het MONV is ruim 75 jaar uitgegeven als KNMI-periodiek en wordt sinds 2009 verspreid via internet (<http://www.knmi.nl/nederland-nu/klimatologie/gegevens/monv>).

KNMI
Postbus 201
3730 AE De Bilt
e-mail: Klimaatdesk@knmi.nl

DECEMBER 2024

NEERSLAG 8-8 UUR (MM)

DISTRICT 1														DISTRICT 2							
NR	10	11	12	15	16	17	18	19	21	22	24	25	26	61	64	65	66	67	68	69	
DAG	HOL LUM	W.TER SCHEL LING	SCHIER MONNIK OOG	OOST VLLIE LAND	PETTEN	DEN BURG	NES AME LAND	DE COCKS DORP	CAL LANTS OOG	DE KOOG	VLLIE LAND	DE KOOG	FOR MERUM	SKRINS	SNEEK	MAK KUM	HAR LINGEN	DOK KUM	ST ANNA PAR.	APPEL SCHA	
1	0.1
2	1.2	1.0	1.2	1.4	3.2	2.0	1.1	3.9	2.7	2.9	0.9	4.4	1.0	0.7	1.2	1.2	1.5	0.8	1.3	6.4	
3	1.3	2.0	1.8	2.2	9.9	2.6	3.0	1.4	7.2	1.6	1.5	2.3	2.4	1.9	2.9	1.4	1.7	2.3	2.4	3.6	
4	5.3	4.6	1.4	2.0	0.4	1.6	6.0	1.0	1.1	1.1	1.6	0.6	3.0	2.4	1.8	1.9	2.2	6.0	4.2	1.2	
5	1.3	3.3	0.3	0.3	1.4	1.8	0.6	5.2	1.7	3.9	0.3	0.9	0.1	0.2	0.6	0.2	0.4	0.3	.	0.2	
6	26.5	22.0	24.9	25.2	29.4	25.8	31.0	22.0	29.4	22.6	23.6	24.2	24.7	26.6	29.8	23.9	26.2	31.4	34.8	40.5	
7	2.5	2.2	2.9*	3.0	0.9	3.1	3.2	2.5	1.1	2.1	2.9	1.2	1.8	2.4	4.3	1.8	2.4	4.6	5.6	4.0	
8	2.2	7.2	2.4*	9.5	19.4	10.3	2.9	7.6	17.6	7.4	5.1	5.4	7.1	3.9	7.2	5.2	5.3	2.0	4.9	3.6	
9	0.9	0.5	0.1	1.0	0.2	1.4	2.3	0.1	0.6	0.3	0.3	0.1	0.6	0.3	0.5	0.4	0.8	0.3	0.8	0.3	
10	0.1	.	0.1	.	.	.	0.1	.	.	.	0.1	0.1	
11	0.1
12	0.5	1.4	0.4	0.6	0.4	0.9	0.8	0.6	0.6	0.5	0.6	0.3	1.0	0.8	0.8	0.4	0.8	1.4	1.4	0.6	
13	0.1	0.1
14	0.4	0.5	.	0.2	0.1	1.1	0.3	0.3	0.7	1.1	0.2	2.3	0.4	0.3	1.2	0.4	0.1	.	0.3	0.1	
15	3.0	2.7	2.1	2.5	1.7	2.4	3.1	1.4	2.9	1.5	2.2	2.6	2.2	3.6	4.4	1.2	1.4	3.1	2.0	2.2	
16	.	0.1	.	0.2	0.3	0.4	0.2	.	0.2	0.3	0.3	0.1	0.2	0.2	0.1	.	.	0.4	0.3	0.6	
17	0.1	.	0.3
18	0.3	0.2	.	.	.	0.3	0.1	0.2	.	0.2*	.	.	0.2	0.2	0.2	0.2	0.1	.	.	0.2	
19	13.3	11.7	10.2	12.4	4.4	6.6	12.2	7.0	7.5	6.9*	8.0	6.8	12.6	8.9	11.6	8.9*	14.8	12.7	13.2	11.8	
20	4.2	4.3	3.9	6.4	2.1	6.2	3.7	6.4	6.7	6.1*	9.5	6.7*	4.8	4.8	3.1	7.6*	5.3	3.1	6.1	7.1	
21	2.8	1.8	1.7	2.6	2.6	1.9	2.4	2.0	4.6	1.6*	2.4	3.5	2.6	2.1	1.2	1.6	5.1	1.4	3.1	1.2	
22	3.4	2.3	2.3	4.9	1.1	4.6	3.0	3.8	6.7	3.8	4.6	2.6	2.5	3.2	7.9	3.5	4.4	5.0	3.2	5.1	
23	7.3	1.5	5.9	6.6	9.8	4.9	11.6	2.3	8.4	6.1	2.8	7.2	5.2	5.9	12.6	5.2	7.4	7.9	8.2	8.1	
24	1.7	1.5	0.7	1.6	.	2.7	0.8	2.2	2.4	2.6	1.6	1.9	1.2	1.4	2.3	1.6	1.7	0.9	0.9	0.7	
25	1.0	0.6	0.3	2.3	1.0	2.2	0.3	2.2	2.8	1.2	1.8	0.2	1.4	1.8	1.1*	1.2*	0.6	1.4	1.9	1.1	
26	0.8	0.4	0.2	1.1	0.2	0.6	1.0	0.5	0.3	0.4	0.6	0.8	0.9	1.1	1.2	0.6	0.9	0.8	1.3	0.5	
27	0.4	0.5	0.3	0.5	0.1	0.6	0.4	0.2	0.3	0.3	0.3	0.2	0.5	0.6	0.8	0.7	0.4	0.7	0.7	0.3	
28	0.2	0.2	.	.	.	0.2	0.2	0.3	0.2	0.2	.	0.1	0.3	0.1	0.2	0.3	
29	0.2	0.2	.	.	.	0.3	0.5	.	0.2	0.1	.	.	0.2	0.3	0.6	0.2	0.2	0.5	0.6	0.7	
30	.	0.1	0.1	0.2	0.2	.	.	0.2	.	0.2	
31	0.2	0.1	0.1	.	.	0.1	.	.	
I	41.2	42.8	35.0*	44.6	64.9	48.6	50.3	43.7	61.4	41.9	36.3	39.1	40.7	38.4	48.4	36.0	40.5	47.7	54.0	59.9	
NORM	30.3	31.3	27.2	33.2	29.3	29.7	31.9	30.0	28.7	29.7	30.2	28.3	31.9	26.5	27.4	25.7	29.4	30.5	31.2	28.7	
II	21.7	20.9	16.6	22.3	9.0	18.0	20.7	15.9	18.9	16.6*	20.8	18.8*	21.4	18.8	21.4	18.7*	22.5	20.7	23.3	22.6	
NORM	27.3	29.3	25.3	27.4	24.9	27.3	28.8	27.0	25.6	28.0	26.2	25.4	29.0	25.6	26.1	25.0	25.8	27.2	29.3	28.3	
III	17.8	9.1	11.4	19.6	14.8	18.0	20.3	13.7	26.0	16.3*	14.1	16.5	14.8	16.6	28.0*	14.6*	20.7	19.0	20.1	18.2	
NORM	30.8	30.5	26.4	31.7	30.0	30.4	31.9	30.7	31.5	30.1	29.3	29.4	30.7	30.7	30.3	30.2	29.2	32.3	33.9	32.4	
MND	80.7	72.8	63.0	86.5	88.7	84.6	91.3	73.3	106.3	74.8	71.2	74.4	76.9	73.8	97.8	69.3	83.7	87.4	97.4	100.7	
NORM	88.4	91.1	78.9	92.3	84.2	87.4	92.7	87.6	85.8	87.9	85.8	83.1	91.6	82.8	83.8	81.0	84.4	90.0	94.4	89.4	
DISTRICT 2																					
NR	70	73	75	76	77	78	79	80	81	82	84	85	86	87	89	90	91	166	171	326	338
DAG	OUDE MIRDUM	DRACH TEN	OLDE HOLT PADE	KORN WERDER ZAND	KOLLUM	HER BAYUM	HEEG	STA VOREN	JOURE	GORRE DIJK	EZUMA ZIJL	LEEU WARDEN	NIJ BEETS	BER GUMER DAM	AK KRUM	EERNE WOUDE	TER NAARD	MARUM	AN JUM	FREDE RIKS OORD	GIET HOORN
1	.	.	.	0.1
2	2.0	2.9	7.5	1.4	1.3	0.8	1.5	1.0	2.4	4.6	1.0	1.1	2.0	1.6	.	1.8	1.0	4.7	0.9	6.1	3.3
3	1.4	2.4	2.1	3.0	2.0	1.5	1.7	1.9	1.3	3.4	1.8	2.0	3.2	2.3	1.7*	1.9	2.4	2.7	2.2	4.4	0.6
4	2.5	2.8	.	3.1	6.1	1.8	1.0	2.0	1.7	1.5	7.8	3.9	2.6	3.5	2.3*	3.1	6.8	2.9	7.5	0.4	0.8
5	0.4	.	.	0.2	0.4	.	0.1	0.4	.	0.2	1.1	0.1	0.1	0.3	0.2*	0.3	0.4	0.2	2.1	.	0.1
6	31.4	34.0*	35.3	21.6	31.8	26.5	30.6	27.6	32.3	33.4	28.7	27.2	32.2	30.4	32.8*	36.9	26.8	33.5	26.1	36.3	16.9
7	3.5	4.1	4.3	1.4	4.5	3.4	3.7	2.3	5.9	3.5	5.7	5.8	5.5	4.9	4.3*	4.7*	2.8	6.6	5.5	3.8	3.1
8	8.3	4.0	5.7	5.3	4.6	5.5	7.4	7.7	5.5	7.6	3.0	3.5	4.5	3.3	5.6*	3.6	1.8	4.0	2.5	6.1	10.1*
9	0.2	0.7	0.5	0.4	0.4	0.2	0.4	0.4	0.6	.	1.0	0.2	0.3	1.3	0.4*	0.5	.	0.3	0.3	0.1	0.4
10	.	.	.	0.1	.	.	0.1	0.1	.	.	.	0.1	.	.	0.1
11
12	1.3	1.1	0.6	0.8	0.7	0.8	0.7	0.7	0.5	0.5	0.9	0.5	0.4	1.0	0.7	0.9	0.8	0.3	0.7	0.7	0.1
13	0.1	.	.	0.2	.	.	0.1
14	0.6	0.4	.	0.4	0.1	0.2	0.8	0.2	0.7	0.5	0.1	0.2	0.6	0.4	0.4	0.5	.	0.4	.	0.1	0.3
15	2.3	2.1	2.9	1.7	3.1	2.8	4.8	3.0	4.7	3.4*	3.1*	2.6	3.2	2.3	4.7	2.3	3.8	1.7	3.1	2.8	1.3
16	0.2	0.9	0.7	0.1	0.3	.	0.2	0.1	0.3	0.5	0.2	0.1	0.3	0.2	.	0.2	0.2	0.5	0.1	0.7	0.2
17	0.1
18	.	.	0.2	0.5	0.2	0.2	0.2	.	.	0.2	0.2	0.1	0.1	.	0.2	0.4	.	0.2	0.1	0.4	0.1
19	11.0	12.7	11.0	9.4	13.4	11.5	9.7	9.2	12.1	15.0	13.0	11.5	9.6	10.6	10.4	10.3	9.9	11.7	12.0	12.8	12.0
20	8.2	4.3	6.0	7.0	3.1	4.4	5.2	4.2	5.8	4.0	4.4	2.9	2.7	6.3	3.4	4.7	3.6*	5.6	4.1	4.8	6.8
21	1.4	2.4	1.2	3.7	1.8*	3.9	1.5	2.2	1.2	1.5	1.7	3.1	1.0	1.5	1.1	1.2	1.3	1.1	1.5	1.1	1.0
22	5.5	6.1	7.1	4.1	5.6	3.5	6.2	4.6	5.5	7.2	4.7	3.4	5.7	3.9	6.8	4.7	3.4	4.6	3.1	8.7	4.3
23	3.9	8.1	7.7	5.4	8.4	6.5	9.4	3.9	9.8	11.3	7.1	5.0	9.3	7.8	6.1	9.3	10.4	8.8	7.1	11.0	4.7
24	0.8	1.3	1.8	1.5	0.6	1.4	1.8	0.5	1.0	0.8	0.9	1.5	0.7	1.2	1.1	1.2	0.7	0.8	1.0	0.7	1.1
25	1.8	1.2	1.8	1.5	0.5	1.4	1.5	1.3	1.9	1.1	0.7	0.5	1.0	0.6	1.3	0.8	0.6	1.2	0.6	2.1	0.9
26	1.4	0.9	1.0	0.9	0.4	1.1	1.5	0.8	0.9	0.6	0.6	1.3	0.6	0.5	0.6	0.7	0.5	0.7	0.3	0.9	0.9
27	0.8	0.4	0.3	0.9	0.3	0.6	0.8	0.9	0.6	0.4	0.6	0.5	0.5	0.6	0.4	0.6	0.3	0.4	0.6	0.4	.
28	0.2	0.2	0.3	0.1	0.2	.	.	0.1	.	0.3	0.6	0.1	0.2	0.2	0.2	0.2	.	0.2	0.2	0.3	.
29	0.3	0.2	0.5	0.2	.	0.4	0.4	0.4	0.4	0.5	0.3	0.2	0.3	0.2	0.1	0.2	0.4	0.2	0.2	0.4	0.4
30	0.1	.	0.2	0.1	.	.	0.2	0.1	0.2	0.2	0.2	0.1	.	0.1	0.2	0.1	.	0.1	.	0.4	0.1
31	0.2	0.1	.	.	.	0.1
I	49.7	50.9*	55.4	36.6																	

DISTRICT 2		DISTRICT 3																		
NR	353	134	136	139	140	141	142	143	144	145	147	148	150	151	152	154	155	156	158	159
DAG	BLOK ZIJL	MIDDEL STUM	EZIN GE	GRO NINGEN	ASSEN	DELFI ZIJL	WARF FUM	FINS TER WOLDE	TER APEL	ZOUT KAMP	VEEN DAM	SAPPE MEER	UIT HUI ZEN	ROODE SCHOOL	GIETER VEEN	EENRUM	EEXT	VLAGT WEDDE	ONNEN	NIEUW BUIEN
1							0.1				0.1						0.1			
2	4.7*	2.3	2.7	6.7	3.9	2.5	1.8	1.5	1.1	0.9	2.7	2.1	1.6	2.4	3.8	1.3	3.0	1.2	2.9	1.2
3	1.1	3.6	2.6	3.5	6.1	4.2	3.1	4.9	6.8	2.0	6.7	5.1	3.8	4.2	4.4	2.2	4.9	5.2	3.4	2.8
4	3.6	3.8	6.2	5.0	1.6	2.1	2.3	1.3	0.9	5.8	1.5	2.3	5.6	4.0	2.5	2.5	2.3	0.8	3.1	0.9
5	0.1	0.3	0.2		0.2	0.2	0.5	0.3		2.6	0.1		0.2			0.3	0.1	0.1	0.1	
6	31.7	20.6	28.4	28.0	31.7	26.8	24.5	22.3	28.6	27.7	20.9	26.6	19.6	22.2	27.0	22.0	27.1	20.7	26.2	29.0
7	3.5	3.6	7.3	4.6	6.7	3.0	4.7	2.5	8.0	5.7	5.5	3.8	5.1	5.4	3.8	4.7	8.5	4.8	6.3	4.5
8	9.8	1.5	2.3	0.7	2.4	0.6	2.1	1.3	0.9	2.9	1.1	1.0	1.5	0.2	1.5	3.4	2.1	0.5	1.2	2.2
9	0.3	0.4	0.9	0.4	0.2	0.3	0.9			0.2	0.2			0.6		0.8	0.3		0.4	
10									0.3								0.1			
11	0.1										0.1									
12	0.5	0.5	0.4	0.3	0.6	0.3	0.7	0.4	0.6	0.5	0.6	0.7	1.0	0.6	0.6	0.6	0.7	0.7	0.3	0.6
13	0.1					0.2											0.1			*
14	0.3	0.1	0.2		0.1	0.2	0.2				0.1				0.1	0.1	0.2	0.1		0.1
15	1.1	1.6	1.5	1.3	1.9	2.1	2.5	1.3	1.3	2.7	1.1	1.3	2.1	1.8	1.4	1.4	1.6	0.6	1.4	1.4
16	0.2	0.7	0.3	0.3	0.6	1.1	0.9	0.6	0.2	0.2	0.5	0.8	0.8	0.2	0.3	0.3	0.8	0.2	0.3	0.3
17						0.3		0.1			0.1						0.2			
18	0.1	0.3	0.4			0.1				0.2		0.2					0.1		0.2	
19	13.1	9.8	12.6	11.9	12.7	9.4	11.2	8.7	9.3	12.4	10.1	8.5	9.7	8.2	11.8	10.2	13.4	11.9	9.8	11.4
20	7.1	6.1	4.2	4.5	6.7	4.8	5.7	7.8	4.3	5.1	6.8	9.5	6.1	2.2	6.1	4.1	8.4	10.1	6.7	9.3
21	0.9	0.6	0.9	1.1	1.6	0.8	1.7	0.8	1.9	1.1	1.2	0.5	0.8	0.6	1.5	1.0	1.6	0.9	0.7	1.7
22	3.3	4.8	4.2	3.0	7.0	4.0	4.3	3.0	9.2	3.9	3.5	4.2	4.1	2.6	5.5	4.4	6.2	3.8	4.2	6.2
23	4.8	8.0	7.0	8.5	6.8	9.1	11.5	7.8	9.7	6.6	8.6	11.3	8.7	9.6	9.2	8.3	6.6	8.6	9.2	9.2
24	1.0	2.3	0.8	0.9	0.9	1.5	2.0	0.7	1.9	0.8	2.8	1.8	3.2	0.6	1.5	0.5	1.0	2.3	1.1	1.9
25	1.4	0.7	0.8	1.1	0.7	0.7	1.1	0.9	2.4	0.6	0.9	1.2	0.6	0.2	1.8	1.1	0.6	1.8	0.5	2.1
26	0.6	0.3	0.2	0.5	0.7	1.0	0.4	0.7	1.2	0.3	0.7	0.7	0.4	0.1	0.6	0.2	1.1	0.9	0.6*	0.7
27	0.3	0.6	0.6	0.3	0.3	0.4	0.7	0.7	0.4	0.3	0.6	0.6	0.5	0.1	0.8	0.6	0.7	0.4	0.4	0.4
28	0.4					0.1		0.3		0.4		0.2	0.2					0.2		
29	0.4		0.4	0.2	0.3	0.4	0.4	0.1	0.5	0.1	0.4	0.2	0.4			0.3	0.4	0.3	0.4	0.3
30	0.1		0.1	0.1	0.2		0.2	0.1			0.2	0.2	0.2			0.1	0.4	0.1	0.2	
31		0.1	0.2															0.2		
I	54.8*	36.1	50.6	48.9	52.8	39.7	40.0	34.1	46.6	47.8	38.8	40.9	37.4	39.0	43.0	37.2	48.5	33.3	43.6	40.8
NORM	25.1	26.2	26.1	28.2	29.7	26.2	29.7	27.5	27.2	29.3	26.1	29.2	29.1	28.2	27.7	28.9	30.9	25.2	26.9	27.3
II	22.6	19.1	19.6	18.3	22.6	18.5	21.2	18.9	15.7	21.1	19.4	21.0	19.7	13.0	20.3	16.7	25.5	23.6	18.7	23.1*
NORM	25.4	23.2	23.7	28.0	28.1	25.0	27.5	24.1	26.3	26.2	24.9	27.8	26.6	26.1	25.1	27.5	27.1	23.3	25.9	25.3
III	13.2	17.4	15.2	15.7	18.5	18.0	22.3	15.1	27.2	14.1	18.9	20.9	19.1	13.8	20.9	16.5	18.6	19.5	17.3*	22.5
NORM	29.3	27.3	28.1	31.4	31.9	28.0	29.7	27.7	30.9	29.0	29.2	31.5	29.3	29.2	29.9	30.4	32.7	26.9	28.6	29.3
MND	90.6	72.6	85.4	82.9	93.9	76.2	83.5	68.1	89.5	83.0	77.1	82.8	76.2	65.8	84.2	70.4	92.6	76.4	79.6	86.4
NORM	79.8	76.7	77.8	87.6	89.7	79.3	86.9	79.3	84.5	84.4	80.2	88.5	85.0	83.5	82.7	86.8	90.6	75.3	81.3	81.9
DISTRICT 3										DISTRICT 4										
NR	160	161	162	163	164	172	173	323	337	217	221	222	223	224	226	227	228	233	234	235
DAG	VEEN HUI ZEN	EELDE	NIE KERK	RODEN	ZEE RIJP	NIEUW OLDA	BLIJ HAM	LAAG HA LEN	SCHOON LOO	HEILOO	ENK HUI ZEN	HOORN	SCHEL LING WOUDE	EDAM	WIJK A/ZEE	ANNA PAU LOWNA	SCHA GEN	ZAAN DAM H'BRG	BER GEN	CAS TRICUM
1				0.1			*		0.2											
2	7.6	5.0	3.3	5.2	4.3	2.4	2.1	2.8	2.9	2.4	1.9	1.7	2.2	2.8	0.5	2.8	2.4	2.7	2.8	1.9
3	4.0	2.6	2.2	3.5	2.3	4.9	7.0	3.0	2.7	4.0	3.8	4.2	4.6	5.8	4.5	9.4	5.4	6.8	7.4	4.9
4	2.6	3.1	3.3	2.0	1.9	1.4	1.3	1.0	1.3	1.0	0.4	0.1	0.3	1.2	0.9	1.1	1.8	0.6	0.6	0.9
5	0.1	0.2	0.4	1.5	0.2	0.2			0.1	2.6	0.5	1.2	1.2	2.8	1.3	1.1	1.8	1.6	3.4	1.4
6	34.4	26.6	26.7	34.0	25.5	23.0	21.2	31.2	32.6	27.1	17.9	24.0*	25.2	20.5	22.9	25.9	31.8	21.9	31.6	22.7
7	6.9	6.2	6.2	4.0	3.5	4.3	5.2	6.3	8.5	2.3	3.3	3.4	3.3	4.5	4.6	1.9	2.0	3.5	1.8	2.3
8	4.0	1.6	5.2	1.8	1.1	0.6	1.3	2.1	2.2	15.9	9.1	8.1	10.4	9.3	14.0	11.7	12.4	8.8	18.4	14.1
9	0.5	0.6	0.8	0.5		0.3		0.2	0.4	0.4	0.6	0.2	0.2			1.0	0.3	0.4	0.3	0.6
10	0.1			0.1			0.1	0.1	0.4	*					0.1					
11																				
12	0.7	0.6	0.3	0.5	0.4*	1.0	0.3	0.7	0.8	1.0	0.1	0.7	0.5	0.3*		0.8	0.7		1.1	0.7
13										0.1			0.2						0.1	
14	0.3		0.2	0.2				0.1	0.1	0.4	0.4	0.4	0.3	0.3	0.7	0.8	0.3	0.7	0.7	0.6
15	2.0	2.0	1.6	1.9	1.6	1.8	0.8	1.9	1.5	2.5	3.2	3.2	2.6	3.7	2.0	2.7	2.0	2.6	3.0	2.8
16	1.0	0.3	0.2	0.5	0.4	1.3	1.0	0.4	0.8	0.1		0.2*	0.2		0.3*		0.2	0.3	0.4	0.2
17	0.1				0.1	0.2	0.1		0.1						*					0.1
18		0.2		0.1	0.2		0.1	0.3		0.2		0.1	0.2			0.1	0.1	0.2	0.4	0.2
19	10.4	11.2	10.2	11.7	7.5	7.8	9.3	12.4	17.2	10.7	11.3	12.0	10.6	11.5	11.6*	6.2	5.5	9.7	12.4	11.5
20	5.0	8.4	6.3	7.0	3.8	8.7	9.3	6.2*	6.3	5.6	4.8	6.2	7.9	7.5	5.8*	5.4	6.2	7.3	7.2	7.0
21	1.3	1.0	1.7	1.0	0.4	0.7	0.9	1.8	2.0	6.7	2.4	3.2	2.1	7.3	4.1	5.1	2.6	3.9	4.9	3.5
22	5.3	5.1	5.1	3.8	4.8	3.7	3.8	4.5	5.7	4.3	3.3	1.5	7.2	8.1	4.9	4.7	1.5	7.6	2.1	4.0
23	7.3	5.9	8.3	6.0	8.5	7.1	8.6	9.1	9.8	17.6	3.4	6.9	9.1	9.1	12.3	1.3	8.3	9.5	13.6	18.2
24	0.6	0.7	1.1	1.0	1.0	1.1	1.3	0.7	1.7	3.9	0.5	1.0	2.1	1.6	1.9	1.0	1.0	3.6	2.1	1.8
25	1.6	1.0	0.7	0.8	0.5	0.7	2.0	0.9	1.0	1.7	2.2	1.2	1.0	0.6	1.8	0.6	1.0	3.2	2.2	2.8*
26	0.8	0.6	0.1	0.5	0.2	0.6	0.5	0.8	1.3	0.4	0.5	0.7	0.4	0.2*	0.4	0.8	0.2	0.3	0.6	0.6*
27	0.5	0.4	0.3	0.5	0.4	0.6	0.3	0.5	0.3	0.3		0.4		0.4	0.3	0.4	0.2	0.4	0.5	0.5
28	0.1					0.2	0.3	0.2	0.1			0.1	0.2			0.2	0.1			
29	0.4	0.3			0.3	0.4	0.2	0.3	0.1	0.1	0.2	0.1	0.4	0.1			0.2			0.3
30	0.3	0.2				0.2	0.2		0.5	0.1		0.6		0.2*						
31			0.1						0.1					*						
I	60.2	45.9	48.1	52.7	38.8	37.1	38.2*	46.7	51.3	55.7*	37.5	42.9*	47.4	46.9	48.8	54.9	57.9	46.3	66.3	48.8
NORM	29.0	27.6	28.7	31.0	26.6	29.2	28.6	30.7	30.7	31.4	26.8	27.9	27.9	27.8						

DECEMBER 2024

NEERSLAG 8-8 UUR (MM)

NR	DISTRICT 4												DISTRICT 5								
	236	238	239	240	242	249	251	252	255	257	263	264	256	317	344	348	352	356	359	364	
DAG	MEDEM BLIK	DE HAUKE	DEN OEVER	KREI LER OORD	PURMER END	HOOG KARS PEL	WEST BEEM STER	KOL HORN	OBDAM	HOOG WOOD	ASSEN DELFT	KROM MENIE	MARK EN	MARK NESSE	TOLLE BEEK	EMMEL OORD	NA GELE	KUINRE	LEMMER BUMA	DRON TEN	
1																					
2	2.8	2.7	2.0	2.1	2.8	1.9	2.3	2.3	4.3	2.2	1.6	1.5	1.9	4.5	3.1	5.2	3.2	5.1	3.1		
3	3.3	7.1	3.6	2.7	5.5	2.8	2.6	4.2	2.6	4.2	5.5	5.6	4.1	1.1	3.2	2.8	4.1	2.6	3.2		
4	0.5	0.9	1.0	0.8	.	0.2	1.3	0.7	0.4	1.2	0.8	1.0	0.5	0.4	0.7	0.2	3.4	4.0	2.0		
5	0.3	1.1	1.0	0.9	1.5	0.5	2.7	1.2	1.1	1.4	4.1	1.4	1.0	0.2	0.2	0.1	0.3	0.2	0.3		
6	28.8	25.6	24.0	26.7	23.0	23.8	20.1	39.1	28.1	28.4	25.6	26.3	23.0	23.8	19.7	25.7	19.0	31.8	32.5		
7	3.2	3.2	3.7	4.5	3.8	3.3	1.9	2.1	2.3	3.4	3.6	2.2	4.0	2.2	2.1	3.3	2.3*	3.4	3.9		
8	8.8	12.8	8.8	8.1	11.0	8.0	9.7*	9.2	9.2	10.8	13.1	10.0	9.7	9.0	9.5	8.6	9.2*	8.9	10.3		
9	.	0.6	0.6	0.3	.	0.2	.	0.2	0.2*	0.2	0.8	0.2	0.6	0.1	0.1	.	0.3	0.1	0.1		
10	0.2	.	.	
11	
12	1.1	0.6*	0.5	0.8	0.9	0.6	0.8	1.0	0.4	0.8	.	0.4	0.4	0.5	0.5	0.4	.	0.5	0.8		
13	.	*	0.2	0.1	0.1		
14	0.3	1.4*	2.0	1.3	0.6	0.3	0.4	0.5	0.4	0.3	0.7	0.2	0.4*	0.5	0.3	0.3	0.4	0.3	0.3		
15	4.0	2.6*	2.1	2.8	3.0	3.3	2.1	3.0	3.0	3.4	2.6	2.5	2.4	1.9	0.8	2.3	0.9	2.3	2.7		
16	0.2	.	0.3	.	0.5	0.2	.	0.2	.	0.2	0.3	.	0.1	0.2	0.1	0.2	0.3	0.2*	0.1		
17	.	*	0.2	0.1	0.2	0.1	.		
18	0.4	0.1*	0.1	0.3	.	0.1	0.3	0.1	0.3	0.4	.	.	0.2	0.1	.	0.1	0.3	0.1	.		
19	11.0	6.3*	7.0	10.6	9.6	12.0	12.1	8.9	10.5	10.4	12.3	13.8	14.0	13.2	9.0	10.0	11.4	10.8	10.8		
20	5.3	4.3*	4.4	4.5	8.5	4.8	7.4	6.9	5.5	6.4	7.1	5.5	7.2	5.0	6.5	6.6	6.7	4.9	5.2		
21	4.0	5.1*	3.5	8.9	3.8	2.4	2.5	5.0	5.0	5.0	5.1	4.0	1.4	0.2	0.4	0.7	0.6	1.1	1.2		
22	5.0	2.0	2.5	5.4	6.5	2.1	4.6	3.4	1.9	3.3	6.0	5.2	7.4	2.7	1.9	2.8	2.4	4.9	4.9		
23	3.6	1.0	3.0	4.5	12.5	2.2	10.7	7.0	10.7	7.3	16.3	16.1	8.9*	4.1	4.3	5.6	6.4	6.4	8.4		
24	0.8	1.1*	1.5	1.3	0.6	0.5	0.8	1.1	1.8	1.7	1.6	2.6	2.0	0.7	0.5	0.8	0.6	0.7	1.3		
25	0.7	0.9*	1.1	0.9	1.2	1.0	0.4	1.9	1.1	1.0	0.7	1.8	0.8	1.1	1.6	2.1	1.8	1.9	1.7		
26	0.4	0.3*	0.3	0.4	0.2	0.4	0.2*	0.2	0.2	0.5	0.3	0.6	0.4	0.4	0.6	0.5	0.6	1.1	1.1		
27	0.3	0.3*	0.3	0.3	0.5	0.4	0.4	0.2	0.3	0.4	0.2	0.3	0.4	0.3	0.2	0.2	0.2	0.3	0.6		
28	.	0.2*	0.2	0.2	.	.	.	0.1	.	.	0.2	.	.	0.3	0.2	0.3	0.2	0.3	0.2		
29	0.3	.	0.3	.	.	0.4	.	.	.	0.4	0.3	0.1	0.4	0.2	0.3	0.2	0.3	0.4	0.4		
30	0.2	0.1	.	.	.	0.4	.	0.1	0.2	0.2	0.2	0.2		
31	.	.	0.1	0.1	0.1	.	.		
I	47.7	54.0	44.7	46.1	47.6	40.7	40.6*	59.0	48.2*	51.8	55.1	48.2	44.8	41.3	38.6	45.9	41.8*	56.3	55.4		
NORM	28.6	28.2	25.8	28.0	30.0	27.3	29.1	28.4	31.4	29.9	31.0		26.6	23.1	20.3	23.2	22.4	27.5	24.8	23.7	
II	22.3	15.3*	16.6	20.3	23.1	21.3	23.1	20.6	20.1	21.9	23.0	22.4	24.9*	21.5	17.3	20.0	20.2	19.2*	19.9		
NORM	26.3	25.7	24.4	25.7	30.1	26.9	29.2	26.8	28.9	27.0	29.2		26.9	24.1	22.3	24.7	24.6	27.2	24.8	24.9	
III	15.1	10.9*	12.8	21.9	25.3	9.4	19.6*	19.1	21.1	19.6	30.7	30.7	22.1*	10.0	10.1	13.5	13.4	17.3	20.0		
NORM	32.0	28.6	28.1	29.8	36.5	31.9	33.0	30.6	33.5	32.3	35.5		33.9	27.4	25.6	28.2	29.5	31.6	28.6	30.1	
MND	85.1	80.2	74.1	88.3	96.0	71.4	83.3	98.7	89.4	93.3	108.8	101.3	91.8	72.8	66.0	79.4	75.4	92.8	95.3		
NORM	86.9	82.5	78.3	83.5	96.6	86.2	91.4	85.9	93.9	89.2	97.0		87.4	74.7	68.3	76.0	76.5	86.3	78.2	78.7	

NR	DISTRICT 5						DISTRICT 6														
	365	366	369	371	372	516	298	327	330	331	332	333	335	339	340	341	342	343	345	349	
DAG	SWIF TER BANT	BID DING HUIZEN	LELY STAD	ZEE WOLDE	ZEE WOLDE SW	HARDER WIJK	STEEN WIJKS MOER	DWIN GE LOO	ZWOLLE	DENE KAMP	HOOGEE VEEN	EMMEN	IJSSEL MUIDEN	RHEER ZER VEEN	HEINO	ZWEE LOO	VILS TEREN	SCHOO NEBEEK	VROOMS HOOP	KLA ZIENA VEEN	
1	0.2	
2	2.5	1.6	2.7	1.6	1.7	1.6	0.5	1.7	1.1	1.2	0.9	0.4	0.4	1.8	1.4	0.4	1.6	0.7	0.3	0.9	
3	2.1	1.8	2.3	3.9	3.2	1.7	5.6	3.0	1.8	2.6	7.4	5.3	3.4	7.0	2.9	6.0	3.7	12.2	1.8	5.2	
4	0.4	0.1	0.4	.	.	0.1	0.3	0.7	1.4	0.1	0.5	1.3	0.4	.	1.8	0.5	0.4	0.3	0.1	0.4	
5	0.2*	0.2	0.2	0.4	0.9	.	0.1	.	.	.	0.2	
6	21.5	16.6	21.8	19.2	22.5	18.8	27.4	29.8	22.3	27.5	27.1	26.9	23.4	31.1	20.2	25.2	28.5	25.5	29.2	25.1	
7	2.6	1.9	2.8	5.5	5.0	4.2	5.7*	5.8	3.9	5.4	3.2	8.9	2.4	4.5	4.2	9.5	4.7	6.3	4.7	7.2	
8	7.4	6.1	8.2	5.7	5.4	5.3	5.2	5.5	7.7	4.3	4.9	1.8	8.8	5.0	7.6	2.5	9.2	3.3	5.9	1.1	
9	0.7	1.2	.	0.4	0.5	0.9	.	0.6	1.3	0.7	.	.	0.8	.	0.1	.	0.3	.	0.3	.	
10	.	0.1	.	.	0.1	.	1.0	.	0.2	1.1	.	.	0.7	.	1.1	0.2	0.3	0.8	1.0	1.3	
11	
12	0.5	0.1	.	0.3	0.4	.	0.2	0.5	0.3	0.3	0.5	0.5	0.3	0.3	0.4	1.2	0.3	0.4	0.3	0.2	
13	0.1	0.2	0.5	0.2	0.3	0.1	0.1	.	0.1	.	
14	0.5	0.3	0.5	0.4	0.3	.	.	0.3	0.3	.	0.1	.	0.2	.	.	.	0.2	0.2	0.1	.	
15	2.3	1.4	1.5	1.6	1.8	1.9	2.1	2.2	1.4	1.1	1.9	1.7	2.3	1.1	1.5	1.8	0.5	2.2	1.1	1.1	
16	.	0.1	.	0.1	0.2	0.1	0.5	0.3	0.9	1.1	0.5	.	0.7	0.7	0.6	0.5	1.4	0.5	0.5	0.6	
17	0.4	0.3	0.3	0.1	0.2	0.4	0.1	.	0.5	0.3	0.2	.	0.2	0.3	0.1	.	
18	.	.	0.1	0.1	0.1	.	.	0.5	0.1	.	0.2	.	
19	17.2	10.6	16.9	17.1	10.2	11.1	6.9	16.3	7.9	4.2	9.7	10.0	11.3	7.0	6.0	8.4	7.4	7.3	4.9	6.5	
20	6.7	7.1	5.5	5.5	7.0	6.3	3.2	5.8	4.5	2.0	5.4	4.5	7.7	5.4	6.2	5.6	5.2	4.5	3.8	4.2	
21	0.4	0.9	1.1	1.7	1.3	0.9	1.3	1.7	1.2	0.7	1.5	2.3	0.7	1.1	0.9	1.5	1.8	2.3	1.3	1.2	
22	3.7	9.7	8.1	8.2	13.2	8.1	5.3	6.5	5.6	13.8	5.8	11.3	3.1	4.2	11.0	8.4	7.3	4.9	6.3	6.7	
23	2.4	3.1	4.9	5.8	5.1	4.5	7.1	6.4	3.1	3.1	7.0	7.2	2.8	0.9	4.5	6.1	4.9	7.2	3.0	6.9	
24	1.1	0.8	.	1.0	0.7	0.6	0.9	1.1	0.6	0.7	0.3	0.5	0.6	1.0	1.0	0.4	0.7	0.6	1.1	1.1	
25	2.8	1.5	2.1	2.5	3.4	2.1	1.5	1.4	2.4	3.0	0.9	1.6	0.5	1.6	1.3	1.1	1.4	1.5	1.2	3.1	
26	0.8	0.6	0.6	1.5	0.6	0.6	0.4	0.9	1.0*	0.4	0.7	1.1	0.7	0.9	0.5	0.6	1.1	1.0	0.4	0.9	
27	0.4	0.3	0.2	0.3	0.2	0.2	0.3	0.6	0.6	0.3	0.4	0.5	0.4	0.3	0.3	0.3	0.2	0.5	0.4	0.3	
28	0.2	0.2	0.2	0.2	0.2	0.2	0.2	0.3	.	
29	0.4	0.2	0.8	0.3	0.4	0.3	0.1	0.4	0.4	0.2	0.3	0.4	0.4	0.4	0.2	.	0.2	0.4	0.2	.	
30	0.6	0.5	0.5	0.5	1.0	0.5	0.2	0.4	0.9	0.7	.	0.5	0.3	1.0	0.9	.	0.1	.	0.7	.	
31	.	.	.	0.1	.	.	0.1	
I	37.6*	29.6	38.4	36.7	39.3	32.6		45.8*	47.1	39.7	42.9	44.0	45.5	39.6	50.5	38.4	44.4	49.2	49.3	43.4	41.2
NORM		24.5	23.4	27.5	26.8	24.8		23.8	29.1	23.8	23.1	27.2	28.3	23.5	25.7	22.5	27.2	25.6	24.1	24.4	25.9
II	27.7	20.1	25.3	25.4	20.5																

DISTRICT 6													DISTRICT 7								
NR	354	358	361	362	664	665	668	670	672	675	681	687	225	229	426	435	437	438	439	442	
DAG	DE DEMS VAART	ROU VEEN	TUB BERGEN	RUINER WOLD	AL MELO	EN SCHEDE	HENGE LO (OV)	TWEN THE	HELLEN DOORN	WEER SELO	LET TELE	HOL TEN	OVER VEEN	ZAND VOORT	ZOE TER MEER	HEEM STEDE	LIJN DEN	HOOFD DORP	ROELOF ARENDS VEEN	BOS KOOPE	
1	0.2	0.1	0.2	0.1
2	0.3	0.8	0.6	1.2	1.7	0.4	1.1	0.7	0.5	0.5	3.2	1.5	1.4	1.4*	3.5	2.4	0.8	2.1	2.0	3.1	
3	4.4	2.3	5.1	2.8	2.6	5.2	2.3	3.9	2.5	2.4	2.6	4.1	7.7	7.1	9.7	8.2	6.3	7.9	9.5	7.3	
4	0.2	0.6	0.2	0.3	0.2	0.2	.	.	0.2	0.1	.	0.3	2.1	2.1	1.8	1.8	1.1	1.4	0.9	0.9	
5	.	.	.	0.1	0.1	.	.	0.2	0.2	.	0.2	.	2.2	3.6	1.1	1.6	2.5	1.2	0.3	0.4	
6	22.7	25.7	25.8	29.1	27.1	29.2	24.3	25.1	23.3	23.4	22.8	22.5	25.7	18.1	30.2	22.2	24.6*	21.7	23.5	24.6	
7	4.7	2.0	5.2	3.6	6.8	9.9	6.5	8.5	5.0	10.2	1.7	2.3	3.9	4.6	4.0	3.6	3.1	3.2	4.0	6.9	
8	5.2	9.5	4.7	9.8	5.3	3.2	5.3	3.2	8.3	2.5	6.3	6.9	15.7	16.4	12.8	11.2	9.1	8.9	9.5	6.6	
9	0.1	.	1.2	0.1	1.3	0.5	0.7	0.5	1.4	0.9	1.5	1.4	.	.	0.4	0.8	1.1	0.4	.	0.6	
10	0.9	.	1.9	0.1	1.4	1.2	1.6	1.3	1.2	1.8	0.9	1.1	.	.	0.2	0.2	.	.	.	0.1	
11	0.1	0.2	.	.	0.1	.	.	.	0.1	.	.	.	0.1
12	0.3	0.5	0.4	0.6	0.8	0.4	0.4	0.3	1.3	0.4	0.5	0.4	0.3	0.2	0.5	0.3	0.5	0.4	0.1	0.2	
13	0.2	0.1	0.1	.	0.2	0.3	0.3	0.2	0.3	0.3	0.2	0.3	.	.	0.5	0.3	0.5	0.4	0.2	0.5	
14	0.1	0.2	0.1	0.2	0.2	0.2	0.2	0.2	0.2	0.1	0.2	0.4	0.6	0.8	0.8	0.3	0.3	0.3	0.1	0.2	
15	1.1	1.1*	1.6	1.1	0.9	1.0	0.8	0.6	1.5	1.0	1.6	0.7	1.9	2.9	4.3	3.2	2.8	4.1	2.9	3.2	
16	0.4	.	0.4	0.1	0.5	1.8	1.0	1.4	0.5	0.7	0.1	0.2	0.4	0.2	0.7	0.5	.	0.2	0.4	0.5	
17	.	.	0.3	.	0.7	2.3	0.4	1.0	0.5	.	0.5	0.4	.	.	0.2	0.2	.	.	.	0.1	
18	0.1	.	0.1	.	.	0.3	0.6	0.1	0.2	0.1	.	.	0.1	.	0.2	0.2	0.2	0.2	.	0.3	
19	6.2	8.5	3.9	11.6	4.3	5.5	5.6	5.2	6.8	3.7	5.7	5.0	8.7	9.1	17.0	10.5	11.5	11.7	19.3	16.2	
20	4.2	4.8	3.2	6.8	2.8	4.1	3.6	3.5	5.6	2.9	7.3	4.1	6.7	6.8	10.5	7.0	8.6	7.4	9.5	8.0	
21	0.7	0.7*	1.5	1.6	1.4	2.2	1.5	1.6	1.5	1.0	1.4	1.5	3.9	2.8	1.9	3.2	2.5	2.2	1.7	1.5	
22	3.2	3.5	10.2	4.5	12.0	8.0	11.3	10.9	14.8	11.8	11.9	9.5	7.6	7.2*	5.7	6.2	4.6	3.5	5.0	6.4	
23	1.9	3.1	2.8	4.9	3.6	3.5	5.2	2.5	5.1	2.7	3.8	3.4	14.4	16.6*	5.9	15.5	14.5	13.7	11.6	9.9	
24	0.1	0.8	0.4	0.4	0.1	0.3	0.1	0.2	1.5	0.1	.	1.5	2.5	2.5	4.5	2.4	1.9	2.4	2.7	2.4	
25	0.5	1.7	2.3	1.7	2.3	4.0	3.1	2.4	1.6	2.7	1.7	2.1	2.1	2.5	2.6	2.9	2.1	2.7	2.5	2.7	
26	0.4	0.9	0.4	0.8	1.1	0.8	0.9	0.8	0.7	0.7	0.8	1.1*	1.0	0.4	0.3	0.5	0.6	0.4	0.2	0.5	
27	0.4	.	0.5	0.4	0.5	0.3	0.3	0.3	0.4	0.2	0.4	0.4	0.4	0.5	0.3	0.3	0.1	0.3	0.3	0.3	
28	0.1	0.2	.	0.3	0.3	0.1	0.1	0.1	.	0.2	.	.	0.1	0.3	0.2	0.2	.	0.1	0.2	0.3	
29	0.2	0.3	0.4	0.2	0.4	0.2	0.2	0.3	0.4	0.3	0.4	0.4	0.3	0.4	0.3	0.5	0.3	0.5	0.4	0.3	
30	0.3	0.5	0.8	0.4	1.3	1.4	1.5	0.6	0.5	1.0	1.0	1.2	.	.	0.7	0.4	0.4	0.4	0.5	0.8	
31	0.1	0.3	0.1	0.1	0.1	0.1	.	.	.	0.1	.
I	38.7	40.9	44.7	47.1	46.5	49.9	41.8	43.4	42.6	41.8	39.2	40.1	58.7	53.3*	63.7	52.2	48.6*	46.8	49.7	50.4	
NORM	27.1	26.0	23.3	26.1	24.3	25.1	23.2	24.8	24.9	23.7	23.3	25.3	30.8	27.5	32.5	30.5	30.0	29.8	26.8	30.1	
II	12.7	15.4*	10.1	20.4	10.5	15.9	12.9	12.5	17.0	9.2	16.1	11.5	18.8	20.0	34.2	22.4	23.9	24.4	32.5	29.2	
NORM	26.9	25.5	24.7	24.0	26.4	26.9	26.0	26.5	26.9	25.1	25.8	24.4	30.0	27.1	29.5	28.0	29.5	30.0	28.8	29.4	
III	7.8	11.7*	19.3	15.2	23.1	21.1	24.3	19.8	26.5	20.7	21.4	21.1*	32.3	33.2*	22.5	32.2	27.0	26.2	25.1	25.2	
NORM	32.3	31.5	30.4	29.8	32.0	32.9	32.0	32.4	33.1	30.3	31.2	30.3	35.7	32.8	34.4	35.2	34.3	35.9	32.9	34.9	
MND	59.2	68.0	74.1	82.7	80.1	86.9	79.0	75.7	86.1	71.7	76.7	72.7	109.8	106.5	120.4	106.8	99.5	97.4	107.3	104.8	
NORM	86.3	82.9	78.4	79.9	82.7	84.9	81.2	83.6	84.9	79.1	80.4	80.0	96.5	87.4	96.4	93.6	93.8	95.7	88.5	94.3	
DISTRICT 7																					
NR	443	444	449	450	453	454	455	456	458	461	463	464	467	470	474	477	479	480	481	482	483
DAG	GOUDA	KAT WIJK	DELFT	NU MANS DORP	BERG SCHEN HOEK	LISSE	STRIJ EN	OOST VOORNE	AALS MEER	BAREN DRECHT	N.HEL VOET	BRIEL LE	POORTU GAAL	ZEG VELD	VALKEN BURG VK	H.VAN H'LAND M'PAD	MAAS LAND	HON SELERSS DIJK	VOOR SCHO TEN	HENDRIKRIJ- IDO AMPEN- BACHT LEK	KRIM- AD
1
2	2.3	1.4	2.8	2.2	1.8	3.6	2.2	1.8	1.2	2.4*	4.2	2.9	2.9	1.7	1.7	2.5	3.1	1.4	2.3	2.3	2.6
3	5.8	6.8	10.2	7.1	10.5	11.7	8.0	6.8	4.7	8.1*	10.8	5.8	9.9	8.9	10.2	5.6	11.3	8.7	8.3	7.2	6.4
4	0.5	1.5	3.8	0.4	3.3	0.9*	0.7	1.5	0.6	0.9*	1.3	2.1	1.4	1.2	1.3*	0.4	1.2	1.0	1.1	0.8	1.1
5	0.2	0.4	2.0	1.3	3.1	1.7*	.	2.8	1.3	0.6*	4.1	5.6	3.2	1.4	1.5	8.3	4.6	3.6	1.6	0.7	0.6
6	23.5	20.6	25.6	21.8	25.3	20.8*	20.5	22.3	22.4	20.4*	17.0	18.4	18.2	23.2	22.2	19.3	24.8	23.5	22.3	20.1	24.9
7	7.1	4.6	2.4	2.5	3.1	4.4*	2.5	2.4	3.1	2.6*	2.6	2.2	3.3	1.2	4.7	4.3	2.8	2.5	4.1	1.9	2.3
8	5.7	15.4	14.5	8.5	10.6	11.9	10.5	10.4	9.8	7.6*	12.9	17.2	11.3	4.3	15.9	16.4	19.5	14.7	13.7	5.2	6.3
9	0.2	.	0.4	0.4	0.3	.	.	0.5	.	0.2*	0.2*	0.3	0.2	0.6	.	0.3	0.3	1.0	0.2	0.2	0.2*
10	0.1	.	0.1	.	0.2	*
11	0.2
12	0.1	.	.	0.1	0.4	.	*	.	.	*	0.1	.
13	0.4	0.4	0.3	0.4	0.3	0.3	0.6	0.4	0.2	0.3*	0.2	0.2	0.3*	0.3*	0.3	0.3	0.3*	0.5	0.7	0.3	0.3
14	0.3	0.1	0.3	0.5	0.4	0.1	0.2	0.2	0.2	0.2*	0.2	0.4	0.2*	0.1	0.2	0.7	0.4	0.5	0.2	0.2	0.2
15	4.1	1.8	3.2	3.9	2.7	2.3	4.1	4.6	3.2	3.2*	2.9	3.5	3.4*	3.9	3.6	0.9	2.9	1.8	5.4	3.2	2.3
16	0.5	0.1	0.7	.	0.4	0.4	0.1	.	0.3	0.1*	.	.	0.1*	0.4	0.2	0.5	0.5	0.5	0.4	0.1	0.2
17	.	.	0.2	0.3	.	*	.	.	*	0.2	.	0.2	.	.	0.1	.	.
18	0.2	.	0.2	0.1	0.1	.	0.1	0.2	0.2	0.1*	.	.	0.1*	0.2	0.3	.	0.1	0.1	0.3	.	0.1
19	8.8	14.0	18.6	8.0	14.2	17.4	6.5	13.5	19.0	7.7*	8.2	13.1	7.8*	11.7	14.8	13.5	16.2	13.4	21.4	6.6	7.6
20	10.4	8.3*	11.6	15.8	11.4	8.6	14.4	14.3	7.7	11.6*	11.0	15.2	11.8*	7.8	8.2	18.3	11.4	9.6	10.3	11.7	12.7
21	1.5	6.1	2.1	1.0	1.6	3.7	1.4	3.2	1.7	1.2*	2.1	1.6	1.2*	1.3	1.9	4.3	2.8	2.3	4.4	1.2	1.6
22	7.3	4.2	5.5	9.8	6.5	4.8	12.6	5.5	3.7	13.1*	4.2	5.6	9.6*	6.4	3.3	3.1	6.2	4.0	4.1	12.9	13.3
23	9.2	7.2	12.5	17.1	8.6	12.8	12.8	11.2	12.3	12.6*	6.1	8.7	15.2*	13.9	7.1	10.3	24.9	21.4	6.1	8.8	8.6
24	2.6	4.1	2.1	2.1	3.6	3.3	4.6	3.3	2.8	4.6*	0.5	0.4	3.6*	2.8	3.9	1.1	2.4	2.4	2.9	5.8*	5.8
25	2.3	2.3	3.2	3.1	2.4	2.4	4.0	3.7	2.2	3.4*	3.2	3.1	3.1*	1.3	2.9	2.2	3.5	3.0	3.0	2.1*	2.0
26	0.4	0.2	0.3	0.5	0.1	0.3	0.2	0.6	0.2	0.2*	0.3	0.2	0.2*	0.3	0.2	0.2	0.3	0.2	0.3	0.2*	0.3
27	0.2	0.3	0.3	0.3	.	0.4	.	0.2	0.3	0.1*	.	0.1	0.1*	0.1	0.3	.	.	0.4	0.3	.	0.2
28	0.3	0.2	.	0.2	0.2	0.2*	.	0.2	0.2	0.1*	.	.	0.2*	0.1	0.1	.	.	0.2	0.2	.	0.2
29	0.3	0.4	0.3	0.2	0																

DECEMBER 2024

NEERSLAG 8-8 UUR (MM)

DISTRICT 7							DISTRICT 8														DISTRICT 9	
NR	484	548	559	561	563	572	328	329	336	350	509	510	514	523	541	542	543	546	547	550		
	LOENEN						WIJK															
DAG	HOOG MADE	A/D VECHT	VLEU TEN	BEN SCHOP	WEESP	AB COUDE	HEERDE	WAPEN VELD	OLDE BROEK	ELBURG	DOORN	VAAS SEN	EPE	B/DUUR STEDE	ARNHEM	PUT TEN	APEL DOORN	WOUDEN BERG	NIJ KERK	DE BILT		
1	0.1	.	.	0.1	.	2.6	2.1	2.0	1.3	1.2	1.9	2.4	4.5	4.6	0.1	2.5	3.1	2.2	0.1	.		
2	2.0	2.2	2.3	2.1	2.6	2.6	2.1	2.0	1.3	1.2	1.9	2.4	4.5	4.6	0.1	2.5	3.1	2.2	0.1	.		
3	8.4	4.5	6.1	7.3	5.2	8.4	4.3	3.5	2.8	1.8	4.9	3.0	2.1	5.4	2.6	2.1	2.4	4.3	2.6	2.9		
4	1.1	0.7	0.9	1.2	0.2	0.6	0.5	1.1	0.2	0.2	0.3	0.5	1.3	0.7	0.1	.	.	0.1	0.1	0.4		
5	0.2	0.6	0.6	0.3	1.3	1.9	.	.	0.1	.	1.3	0.4	.	1.3	0.4	0.6	0.4	1.4	0.2	1.2		
6	23.3	25.1	23.4	26.2	21.7	21.6	18.2	19.7	15.8	16.6	25.5	21.9	17.2	24.2	32.4	22.3	27.6	28.3	21.1	22.3		
7	8.0	1.6	1.9	3.6	2.5	2.5	3.5	2.6	2.3	2.5	2.1	3.7	1.1	2.0	4.1	2.6	3.7	2.8	5.2	3.1		
8	10.9	3.6	5.4	4.9	6.2	6.5	5.8	7.4	7.9	7.9	3.0	5.5	5.8*	4.8	5.7	3.8	5.4	5.0	4.9	6.0		
9	0.3	0.6	0.2	.	0.1	1.0	0.2	0.2	.	0.6	0.2	0.4	0.2*	0.2	1.3	1.2	0.3	0.4	0.2	0.2		
10	.	0.1	.	.	0.2	0.1	1.0	0.3	0.1	.	0.2	0.3	0.3*	0.2	0.3	.	0.5	0.1	0.1	.		
11	0.1	.		
12	.	0.2	0.2	0.1	0.2	0.3	0.6	0.2	0.3	0.3	0.2	0.3	.	0.2	.	.	0.2	0.3	0.3	0.4		
13	0.4	0.1	0.3	0.4	0.3	0.4	.	.	0.2	.	0.2	0.2	.	0.1	0.1	0.6	0.3	0.1	0.2	0.5		
14	0.1	0.2	0.3	0.4	0.5	0.3	0.2	0.2	0.2	0.3	0.2	0.2	0.3	0.3	0.7	.	0.2	0.1	0.2	0.4		
15	3.4	3.8	3.7	3.0	2.2	3.5	1.1	1.4	1.6	1.6	3.2	0.9	2.2	2.9	1.4	2.8	1.3	2.9	1.5	2.9		
16	0.2	0.3	0.4	0.1	0.2	0.3	0.1	0.2	0.1	.	2.0	0.1	0.1	0.4	.	0.3		
17	0.1	0.3	0.3	0.1	0.1	0.1	0.5	0.4	0.1	.	0.1	0.4	0.4	.	0.5	2.2	1.6	0.7	0.1	0.7		
18	0.3	.	0.2	0.2	0.2	0.4	0.2	0.2	0.2	.	0.2	0.1	0.6	.	0.2	0.2	0.1	0.1	0.3	0.2		
19	19.7*	11.7	9.1	7.7	17.8	19.0	8.9	7.2	7.7	9.7	6.4	7.1	8.7	6.0	3.7	7.4	7.7	7.3	8.4	9.1		
20	9.4	7.8	8.4	7.4	8.5	6.9	6.7	5.3*	6.6	7.4	8.2	9.5	9.5	5.5	6.2	8.2	8.9	7.5	8.7	8.5		
21	2.5	1.7	1.1	1.4	1.2	2.1	0.9	0.8	0.9	1.0	0.7	1.8	1.7	.	2.1	1.5	2.4	2.4	1.7	0.9		
22	3.9	5.1	6.9	8.1	8.0	5.1	12.4	9.8	12.2	9.8	7.5	13.5	12.9	4.4	11.8	9.6	12.4	5.3	5.6	6.8		
23	10.9	11.6	14.4	12.4	8.7	13.6	4.3	2.2	4.5	3.8	6.4	9.8	4.5	6.2	3.1	5.2	8.4	5.5	3.9	10.1		
24	3.5	1.7	2.6	2.1	1.2	1.7	0.7	0.6	0.7	0.7	0.6	0.7	3.1	1.6	0.4	1.2	0.7	0.7	0.6	1.6		
25	2.0	1.9	2.1	2.5	2.2	2.0	1.8	1.8	0.5	1.9	3.9	0.5	0.8	5.0	3.9	2.6	0.7	2.8	2.1	2.1		
26	0.2	0.3	0.3	0.8	0.6	0.6	0.9	0.7	0.6	0.7	0.7*	0.5	0.5	0.8	0.8	0.3	0.3	0.6	0.5	0.3		
27	0.2	0.1*	0.1	0.4	0.1	0.3	0.4	0.4	0.3	0.3	0.3	0.3	0.6	0.7	0.5	0.2	0.2	0.8	0.1	.		
28	0.3	0.1	0.1	0.1	.	0.1	0.2	0.1	.	0.2	.	0.1	0.4	.	0.2	0.2*	.	0.4	0.2	.		
29	0.3	0.4	0.4	0.4	0.6	0.5	0.3	0.4	0.3	0.4	0.2	0.2	0.2	0.5	0.5	0.3*	0.2	0.4	0.3	0.2		
30	0.5	0.4	0.4	0.9	0.4	0.5	0.7	0.8	0.4	0.8	0.9	0.3	0.6	0.5	1.4	0.2	0.6	0.9	0.7	0.8		
31	0.1	0.1	0.1	0.2	0.1*	0.1	.	.	.	0.2		
I NORM	54.3	39.0	40.8	45.7	40.0	45.2	35.6	36.8	30.5	30.8	39.4	38.1	32.5*	43.4	49.9	35.1	43.4	44.6	37.7	43.3		
		26.9	26.4	27.3	29.5	29.2	23.9	24.6	25.1	23.9	27.9	27.7	27.3	27.0	29.4	27.9	31.6	29.7	26.3	28.9		
II NORM	33.6*	24.4	22.9	19.4	30.0	31.2	18.2	14.9*	16.9	19.3	18.8	18.9	21.8	15.0	14.8	21.5	20.4	19.4	19.8	23.0		
		29.2	25.9	25.4	27.9	28.4	26.4	27.3	27.7	24.9	27.3	29.4	28.9	26.5	32.0	27.7	31.1	29.4	25.7	27.3		
III NORM	24.4	23.4*	28.5	29.3	23.1*	26.5	22.6	17.6	20.4	19.6	21.3*	27.7	25.3	19.7	24.9	21.3*	25.9	19.8	15.7	22.8		
		33.8	33.5	33.4	33.8	34.1	31.0	32.7	33.8	30.9	35.9	36.0	34.8	35.0	39.7	35.1	39.9	38.3	33.2	36.0		
MND NORM	112.3	86.8	92.2	94.4	93.1	102.9	76.4	69.3	67.8	69.7	79.5	84.7	79.6	78.1	89.6	77.9	89.7	83.8	73.2	89.1		
		89.8	85.8	86.0	91.2	91.8	81.3	84.6	86.6	79.7	91.0	93.1	91.0	88.4	101.1	90.7	102.6	97.4	85.2	92.2		
DISTRICT 8							DISTRICT 9															
NR	557	558	560	564	565	567	570	573	576	578	579	580	582	583	591	593	595	596	588	645		
DAG	EER BEEK	LUN TEREN	AME RONGEN	HULS HORST	VOORT HUI ZEN	KOOT WIJK	ELS PEET	BEEK BERGEN	SPA KEN BURG	OOSTER BEEK	VEE NEN DAAL	BARNE VELD	HA MERS VELD	WAGE NINGEN PD	DEE LEN	LAREN SOEST	EEMNES	DUI VEN	HENGE LO (GLD)			
1		
2	4.1	3.5	3.2	3.2	2.9	3.7	2.5	5.0	1.3	4.1	3.6	1.9	2.6	3.7	5.5	2.5	2.6	2.7	2.3	0.5		
3	3.3	5.6	5.5	3.0	6.0	5.2	2.8	5.0	4.1	3.6	4.5	4.2	6.6	4.6	5.6	4.3	5.5	4.1	3.0	2.5		
4	0.1	0.6	0.4	0.4	0.5	1.0	.	0.5	0.1	0.2	0.1	0.3	0.4	0.1	0.1	0.5	.	0.1	0.1	.		
5	0.2	0.3	0.8	1.0	1.0	0.8	0.4	0.5	1.5	0.3	0.8	0.7	1.1	0.5	0.6	1.1*	1.2	1.9	0.3	0.2		
6	27.1	26.7	23.3	24.2	22.7	26.0	21.5	25.8	20.3	26.8	23.7	25.4	26.8	24.5	28.4	22.6*	27.3	23.7	24.5	26.8		
7	4.4	5.2	1.8	4.3	7.7	3.8	3.9	3.5	2.2	7.2	2.7	5.2	3.2	2.9	4.9	2.2*	3.1*	2.5	4.6	2.1		
8	5.3	7.6	6.8	5.2	4.7	4.3	6.6	4.5	4.8	9.8	6.0	5.1	4.5	5.8	11.5	4.5*	5.6*	5.6	3.9	4.0		
9	1.4	0.2	0.3	0.7	0.1	0.2	0.4	0.2	0.3	0.8	0.8	0.1	0.2	1.3	0.5	0.3*	.	1.8	0.5	0.6		
10	0.4	0.2	0.4	.	0.3	0.4	0.2	0.2	0.2	0.6	0.3	.	0.1	0.5	0.4	0.2*	.	0.1	0.4	0.8		
11	
12	0.4	0.5	0.4	0.5	.	0.6	0.1	0.1	0.2	0.3	.	0.2	0.2	0.3	0.2	0.1*	0.6	0.1	0.1	0.3		
13	0.1	0.3	0.1	.	0.5	0.5	0.5	0.2	0.2	0.2	.	0.7	0.3	0.2	0.3	.	0.4	.	0.2	0.2		
14	0.2	0.2	0.8	0.5	.	0.1	0.1	0.2	0.2	0.1	.	0.4	0.2	0.1	0.5	0.4*	0.1	0.4	0.1	.		
15	1.5	1.9	3.6	1.0	1.6	1.9	1.0*	1.3	1.8	1.7	3.5	2.0	2.7	2.7	2.3	2.6*	2.7	2.5	1.3	1.0		
16	0.7	0.2	0.7	0.1	0.4	1.0	0.1	0.4	.	0.4	0.2	0.4	0.2	0.4	1.5	.	.	0.2	1.2	0.7		
17	0.2	0.9	.	0.4	0.5	1.0	0.2	1.3	0.2	0.2	0.1	1.0	0.7	0.3	0.4	0.5*	1.2	0.8	1.0	0.2		
18	.	.	0.6	0.1	0.3	0.2	0.1	0.3	0.2	0.3	.	0.1	0.1	0.3	0.2	0.4*	0.3	0.2	0.2	0.1		
19	6.3	7.0	5.8	8.7	8.0	6.5	7.5	7.3	8.8	5.7	4.5	7.5	8.0	5.3	7.3	12.2*	12.0	13.0	4.0	4.1		
20	6.6	7.4	7.7	6.4	9.1	8.0	8.8	8.0	5.4	6.2	5.6	8.2	8.3	5.4	8.5	5.3*	10.4	7.0	4.5	5.7		
21	2.1	1.4	3.2	0.9	1.1	2.0	1.7	1.8	1.8	2.1	1.0	1.4	1.1	2.1	2.2	1.8*	1.9	2.5	2.0	1.4		
22	7.3	7.5	4.2	11.5	8.7	10.3	12.4	8.2	5.7	11.6	7.4	6.1	5.3	9.7	8.4	5.3*	7.7	10.4	9.4	6.6		
23	4.4	3.6	6.6	8.0*	4.7	5.8	8.1	5.6	5.9	4.2	3.1	5.5	5.9	2.7	7.7	8.2*	7.8	8.4	3.3	3.1		
24	0.3	1.4	0.5	0.9	1.4	1.1	0.8	1.1	0.7	0.5	0.4	1.0	0.7	0.4	0.7	0.7*	0.9	0.4	0.7	0.3		
25	1.4	3.0	3.8	1.4	3.0	3.0	1.2	0.9	3.1	2.1	1.9	3.1	5.3	3.1	3.0	2.6*	2.7	3.2	2.6	2.2		
26	0.7	0.9	0.5	0.9	0.8	1.0	0.4	0.6*	0.4	0.7	0.5	1.0	0.8	0.9	1.1	0.6*	0.8	0.6	0.7	0.6		
27	0.1	0.3	0.4	0.3	0.2	0.3	0.3	0.2*	0.1	0.1	0.1	0.2	0.1	0.3	0.4	0.1*	0.3	0.1	0.2	0.3		
28	.	0.2	0.3	0.1	0.1	0.1	0.2	0.1*	0.1	0.2	0.1	0.2	.	0.2	0.1	0.1*	.	0.1	0.2	.		
29	0.2	0.3	0.2	0.3	0.3	0.6	0.1	0.4	0.3	0.2	0.1	0.3	0.3	0.1	0.2	0.4*	0.5	0.4	0.3	0.2		
30	0.7	0.9	1.1	0.2	1.2	1																

DISTRICT 9

DISTRICT 10

NR	663	666	667	669	673	674	678	679	680	682	683	684	686	688	689	434	465	539	549	562
DAG	LOCHEM	WIN TERS WIIJK	DOETIN CHEM	BOR CULO	GEN DRIN GEN	REKKENALMEN	HERWEN	AAL TEN	MAR KELO	LICH TEN VOORDE	LIE VELDE	WOOLD	HUP SEL	DEVEN TER	GROOT AMMERS	OU D AL BLAS	NIJ MEGEN	CULEM BORG	TIEL	
1	0.1	0.2
2	1.1	0.6	0.8	1.4	.	0.5	1.1	3.4	0.4	0.7	1.0	0.3	0.4	1.0	3.1	
3	2.5	6.4	3.0	1.8	2.1	5.1	2.7	6.4	3.9	2.0	5.2	5.1	4.2	5.2	2.4	2.6*	3.0	1.7	3.5	2.2
4	.	0.1	.	0.1	.	0.3	0.1	0.2	.	0.3	0.1	0.2	.	0.4	1.0	5.9*	5.0	5.4	4.3	3.1
5	.	.	0.4	0.3	.	0.1	.	.	.	0.4	1.0	0.4*	0.9*	0.4	0.7	0.1
6	27.2	29.5	25.5	26.4	26.5	23.9	23.2	27.4	34.4	22.1	22.0*	21.6	32.7	22.9	21.5	2.2*	0.9*	0.2	0.7	0.2
7	2.6	4.0	3.1	2.8	2.5	5.0	2.3	3.4	2.9	1.2	3.5	3.5	6.0	4.0	1.8	25.1*	23.5	26.6	22.6	21.4
8	5.0	3.6	3.9	4.4	1.9	3.9	5.0	4.4	3.1	4.2	3.2	3.2	3.7	4.2	5.2	6.6	1.8	3.3	2.8	2.1
9	0.7	0.5	0.8	0.5	0.5	0.8	0.8	1.0	0.5	0.5	0.8	0.9	0.8	0.7	1.4	6.7	5.1	3.8	5.5	6.6
10	1.0	0.2	0.5	0.8	0.5	0.6	0.9	0.7	0.7	0.9	0.5	0.5	0.3	0.8	0.8	.	.	0.5	0.3	0.3
11	.	0.1	.	0.1	0.2	0.1	0.1	.	0.1
12	.	.	0.2	0.4	.	0.4	.	.	0.4	.	0.2*	0.2	0.3	0.4	0.2	0.1	0.1*	.	0.3	.
13	0.7	.	0.4	0.3	.	0.5	0.5	.	0.2	0.2	0.3*	0.3	.	0.4	0.4	0.3	0.3	0.3	0.1	0.3
14	.	0.6	.	0.1	0.2	.	0.2	.	0.4	0.2	0.1*	0.1	0.5	0.2	0.1	0.6	0.2	0.2	0.4	.
15	2.0	1.0	1.5	0.6	0.7	1.0	1.1	1.1	1.0	0.9	0.9*	0.8	0.9	1.3	0.4	4.7	2.3	1.2	2.5	1.3
16	.	0.8	0.9	0.7	0.5	0.8	0.2	1.4	0.8	0.2	0.7*	0.7	0.7	0.9	0.1	0.4	0.1	1.5	0.4	0.1
17	1.0	.	0.9	0.6	0.5	0.2	0.9	0.7	0.3	1.0	0.3*	0.3	1.1	0.3	1.0	0.4	.	1.1	.	.
18	.	0.1	0.1	0.4	.	0.3	0.1	0.1	0.1	.	0.2*	0.2	.	0.2	.	0.1	.	0.2	0.3	.
19	6.2	1.8	2.4	3.4	0.6	2.7	5.2	2.4	1.5	4.1	2.7*	2.9	2.9	3.0	4.5	7.6	7.6	1.8	6.5	3.7
20	5.9	4.3	4.4	6.5	3.5	2.6	6.0	4.0	4.2	4.4	3.1	4.2	4.3	4.8	5.1	10.3*	11.9	3.7	8.9	8.1
21	1.3	1.6	2.3	1.5	0.7	1.9	1.1	2.3	1.8	1.0	1.4	1.4	1.9	1.9	1.0	1.5	1.2	2.3	1.0	0.5
22	8.5	8.1	7.0	9.0	7.0	6.1	7.5	9.3	8.2	10.9	7.2	6.2	13.6	7.3	11.1	17.3	13.2	9.7	13.3	13.5
23	5.2	4.5	4.4	4.3	2.4	4.1	5.1	2.9	13.1	3.3	4.9	7.0	4.5	4.8	5.8	11.2	8.2	2.2	7.1	5.4
24	0.6	0.4	0.3	0.7	0.6	0.4	0.5	1.2	0.4	0.4	0.3	0.3	0.6	1.1	.	2.7	5.8	0.6	1.4	1.3
25	2.2	3.3	2.2	2.0	2.4	3.6	1.5	1.7	4.2	2.0	2.0	3.4	3.6	3.7	2.0	2.9	2.1	1.7	3.1	2.7
26	0.7	0.5	0.6	0.3	0.4	0.5	0.7	0.6	0.5	0.6	0.4	0.4	0.7	0.4	0.8*	0.3	0.2	0.5	0.7	0.7
27	0.4	0.3	0.3	0.3	0.1	.	0.4	0.2	0.3	0.3	0.3	0.3	0.3	0.1	0.3	0.5	0.1	0.2	0.3	0.2
28	0.3	.	0.1	.	0.1	.	0.3	.	.	0.3	0.1	0.1	.	0.1	.	0.4	.	.	0.2	.
29	0.2	0.2	0.2	0.1	0.2	0.5	0.1	0.2	0.2	0.3	0.2	0.2	.	0.7	0.4	0.1	0.2	0.2	0.1	.
30	1.3	1.1	0.5	1.0	0.3	0.6	0.8	0.7	1.5	0.9	1.2	0.8	1.3	1.1	0.7	0.8	0.5	0.9	1.1	0.8
31	.	0.2	0.2	0.1	0.2	0.2	0.2	0.1	0.2	0.1	0.2	0.3	0.2	0.3	.	0.1	0.1	.	.	.
I NORM	40.1	44.9	38.0	38.2	34.0	40.1	36.2	47.4	45.9	32.0	36.3*	35.3	48.1	39.2	37.2	47.5*	40.4*	42.7	40.9	37.3
	24.7	24.6	26.1	25.3	21.7	23.4	23.5	22.9	25.0	23.8	24.8	24.9	26.7	24.7	23.3	28.1	29.3	23.3	25.3	24.4
II NORM	15.8	8.7	10.8	13.1	6.0	8.5	14.2	9.7	9.1	11.1	8.6*	9.7	10.8	11.5	11.8	24.1*	22.5*	10.0	19.4	13.5
	27.3	25.9	28.1	27.3	24.2	26.0	26.2	26.3	27.7	25.0	27.5	26.7	30.1	26.4	23.8	26.1	27.1	24.8	25.4	25.2
III NORM	20.7	20.2	18.1	19.3	14.4	17.9	18.2	19.2	30.4	20.1	18.2	20.4	26.7	21.5	22.1*	37.8	31.6	18.3	28.3	25.1
	33.0	34.0	35.0	31.5	31.5	29.9	32.0	33.4	34.3	31.7	32.8	33.1	36.5	30.1	30.1	34.0	36.3	32.0	32.4	32.6
MND NORM	76.6	73.8	66.9	70.6	54.4	66.5	68.6	76.3	85.4	63.2	63.1	65.4	85.6	72.2	71.1	109.4	94.5	71.0	88.6	75.9
	84.9	84.5	89.2	84.1	77.4	79.2	81.7	82.6	87.0	80.5	85.0	84.7	93.4	81.2	78.3	88.2	92.7	80.1	83.1	82.3

DISTRICT 10

DISTRICT 11

NR	569	584	589	830	835	836	840	910	917	446	447	462	471	705	733	735	736	737	738	740	
DAG	HEU MEN	GELDER MALSEN	ZET TEN	HER WIJNEN	ANDEL	GORIN CHEM	NIEU WEN DIJK	AMMER ZODEN	ZALT BOMMEL	GOEDE REEDE	DEN BOMMEL	DIRKS LAND	OU D DORP POLDER	BRES KENS	RIT THEM	KAPEL LE	BROU WERS HAVEN	KERK WERVE	BIER VLIET	ST KRUIS	
1	.	0.1	0.2	0.2
2	2.2	2.7	2.7	2.6	1.6	3.3	1.7	1.7	2.2*	.	3.0	4.7	2.7	1.7	1.1	1.4	
3	3.2	3.7	3.9	3.3	3.4	3.9	2.8	2.6	3.8*	.	10.9	5.9	4.7	8.7	5.1	3.9	3.2	6.4	6.8	3.9	6.6
4	0.2	0.2	.	1.3	0.1	0.2	0.2	1.9	0.3*	.	2.6	1.5	2.1	3.0	1.8	1.3	1.1	2.2	1.5	3.8	2.0
5	0.3	0.7	0.3	0.4	0.2	0.4	0.3	0.3	0.4*	.	6.1	5.9	4.4	3.5	1.9	1.5	2.5	3.8	4.8	2.9	2.7
6	24.7	24.6	25.2	21.9	23.4	20.5	23.4	27.1	23.2*	.	18.2	17.4	12.5	13.6	17.5	18.8	25.7	14.7	14.8	11.6	14.3
7	3.1	2.9	4.1	3.5	3.0	3.1	2.1	4.8	2.5*	.	2.2	1.5	2.1	1.4	1.8	2.4	2.4	2.0	2.0	2.1	2.9
8	4.6	10.5	6.9	7.5	6.8	6.5	7.5	8.0	8.2*	.	12.0	7.0	8.3	9.1	16.3	14.0	8.9	10.0	10.0	12.6	13.2
9	0.2	0.5	1.0	0.4	0.5	0.5	0.4	0.1	0.2*	.	.	0.2	.	0.1	0.2	.	0.3	.	.	0.2	.
10	0.8	0.3	0.3	0.2	0.1	.	0.1	.	0.2*	0.1	.	.	.	0.1
11
12	.	0.2	0.2	.	0.1
13	0.2	0.4	0.2	0.5	0.5	0.5	0.4	.	0.3*	.	1.3	0.5	.	0.2	0.2	0.8	0.1	.	0.4	0.1	
14	.	0.3	.	.	0.1	.	0.1	.	0.1*	.	0.8	0.2	0.3	0.8	0.6	2.8	2.6	2.6	1.2	0.9	
15	2.2	1.9	2.0	3.4	2.2	2.0	1.6	2.9	2.8*	.	0.2	0.2	0.3	0.8	1.7	0.6	2.8	2.6	2.6	0.1	
16	1.0	0.4	0.6	0.2	0.2	0.2	0.1	0.4	0.2*	.	.	0.2	.	.	0.2	0.2	.	.	.	0.1	
17	.	0.2	0.5	.	.	0.1	0.1	0.4	0.1	.	.	.	0.1	
18	.	0.3	.	0.2	.	0.4	.	0.1	0.1*	.	0.1	0.1	0.1	0.1	.	0.1	
19	1.1	6.6	3.3	4.0	3.0	2.9	2.7	4.0	4.2*	.	12.0	9.6	7.7	9.2	6.5	7.4	4.9	9.6	9.4	5.0	6.2
20	4.5	7.6	3.6	7.7	12.7	11.1	11.2	6.8	7.3*	.	6.4	9.3	10.4	4.1	1.1	.	3.2	3.6	2.6	1.1	0.7
21	0.8	0.9	1.6	0.8	0.7	0.7	0.7	0.7	0.7*	.	2.5	1.2	0.7	1.4	1.6	3.0	1.5	1.2	0.8	1.0	0.6
22	7.8	11.7	12.1	7.2	8.1	8.1	8.1	10.3	7.9*	.	5.0	7.8	5.9	2.5	6.8	4.1	9.4	2.6	3.1	9.9	7.8
23	1.9	7.5	2.2	12.1	11.7	11.1	10.1	8.8	8.4*	.	5.5	9.7	6.8	3.1	3.1	5.2	7.9	4.2	3.2	4.8	4.7
24	0.1	1.1	.	2.4	1.8	0.9	3.2	2.9	2.1*	.	5.2	0.2	5.6	1.7	2.6	0.5	7.5	0.5	1.0	0.5	1.2
25	3.4	3.5	3.4	3.4	1.9	1.8	1.9	2.3	2.8*	.	1.8	2.1	2.2	0.7	1.4	1.9	2.4	2.5	2.0	1.4	1.0
26	0.6	0.9	0.9	0.9	0.5	0.3	0.3	0.8	0.9*	.	0.5	0.9	0.2	0.1	0.3	0.1	0.4	0.1	0.1	0.1	0.2
27	0.2	0.4	0.3	0.2	0.2	0.3	0.1	0.1	0.2*	.	0.2	0.2	0.3	0.2	0.4	.	0.4	0.1	0.5	0.1	0.3
28	.	0.2	0.2	.	0.1	0.2	0.1	0.2	0.1*	.	0.3	0.3	0.3	0.2	0.2	.	.	0.1	0.3	.	0.1
29	0.2	0.2	0.1	0.2	0.1	0.1	0.1	0.2	0.2*	.	0.3	0.1	0.2	0.1	0.3	0.3	0.6	0.5	0.1	0.4	0.1
30	0.9	1.0	0.9	0.9	0.7	0.4	0.3	0.9	0.9*	.	0.4	0.6	0.4	0.1	0.8	0.3	1.1	0.2	0.2		

DECEMBER 2024

NEERSLAG 8-8 UUR (MM)

DISTRICT 11

NR	741	742	743	744	746	747	749	750	751	752	754	755	756	757	758	760	761	762	763	764	767
DAG	STAVE NISSE	TER NEU ZEN	NOORD GOUWE	ANNA JACOBA POLDER	WEST KAPEL LE	KRAB BEN DIJKE	WILHEL MINA DORP	RIL LAND	VROU WEN POLDER	HAAM STEDE	OVE ZANDE	KORT GENE	MIDDEL BURG	THOLEN	WOL PH'RTS DIJK	'S HEE REN HOEK	PHI LIP PINE	SCHOON DIJKE	CAD ZAND	KLOOS TER ZANDE	KA PELLE BRUG
1	0.2
2	1.4	0.5	3.0	3.7	2.5	1.7	1.8	1.4	3.2	3.2	0.1	.	0.2	0.2	0.1	.
3	6.3	1.8	5.7	6.4	6.4	2.3	2.4	2.3	4.0	5.6	1.8	1.9	1.8	2.2	1.6	1.5	1.4	1.4	2.9	0.7	0.7
4	1.1	0.5	1.3	1.0	1.3	0.5	2.8	0.6	1.7	5.7	3.9	2.4	2.3	1.3	3.2	2.5	1.2	2.6	1.5	1.2	0.9
5	2.3	1.6	3.5	5.0	3.3	2.3	2.5	2.1	4.7	3.4	1.4	3.2	2.4	2.4	5.8	2.5	1.7	2.0	2.1	1.4	0.9
6	22.0	13.0	15.3	25.2	22.6	14.6	21.6	16.2	18.1	14.9	17.0	18.7	17.2	20.4	25.5	18.6	12.4	14.9	15.8	13.0	14.8
7	2.8	1.7	1.6	2.8	1.1	2.5	2.1	2.0	1.3	1.8	2.7	2.7	2.9	2.0	3.4	2.0	1.9	2.9	1.9	2.2	2.4
8	11.5	13.0	9.5	8.9	10.3	7.7	10.5*	9.6	12.1	11.5	11.9	8.5	14.3	11.8	13.1	10.0	13.0	12.6	15.8	8.9	19.1
9	0.3	0.1	.	0.3	.	0.3	.	0.2	.	0.2	0.3	0.1	.	0.2	.	.	0.1	.	.	0.4	.
10	0.1	0.2	0.2	0.2
11	0.2
12	0.2
13	0.1	.	0.3	.	0.2	0.4	.	.	0.1	0.1
14	0.2	0.1	.	0.1	0.1	0.5	0.8	0.2	1.2	0.4	0.3	0.7	0.2	0.4	0.6	0.4	0.2	.	.	0.2	.
15	2.8	1.2	2.1	2.7	0.9	2.8	1.9	3.5	1.1	1.2	1.1	1.9	0.6	3.9	1.4*	1.3	1.9	1.3*	2.5	1.1	1.2
16	.	0.2	0.1	.	0.1	0.1	0.1	0.1	.	0.1	.	.	0.2	.	.	0.1	0.1	.	.	0.1	.
17	0.1	0.1	0.1	0.2	.	0.1	0.1
18	0.1	.	.	.	0.1	0.1	0.1
19	4.6	4.1	7.4	7.8	12.6	3.4	5.6	3.9	9.2	9.2	4.9	11.6	6.7	3.7	8.7	5.8	5.0	5.6	6.7*	2.1	2.3
20	5.3	2.4	3.3	6.0	2.1	2.2	3.6	3.8	2.0	2.9	2.3	3.2	1.9	4.4	1.3	1.2	1.2	3.4	.	2.2	3.2
21	0.5	0.5	1.3	0.9	1.7	0.8	1.9	0.7	1.2*	1.2	1.2	1.4	1.5	0.8	2.4	1.2	0.6	2.0	1.9	1.0	0.6
22	6.7	9.8	3.6	6.0	3.6	5.6	9.4	9.2	3.7	3.1	6.8	5.1	3.8	9.5	8.1	6.8	9.7	10.5	8.1	6.5	8.5
23	6.9	9.6	4.5	4.2	2.7	2.9	7.7	6.3	5.3	5.2	6.7	4.6	4.4	4.6	3.7	5.3	7.7	3.4	3.3	5.9	9.0
24	3.7	2.4	2.6	2.6	1.7	2.9	6.1	3.8	0.7	7.2	2.5	5.8	0.7	4.8	0.2	1.9	1.1	3.5	1.8	8.3	2.2
25	1.8	0.7	1.2	1.8	0.6	2.1	1.7	1.9	0.4*	1.2	2.2	1.6*	2.8	1.6	1.5	2.1	0.9	0.9	1.1	1.3	1.9
26	0.2	0.2	0.4	0.3	0.4	0.4	0.3	0.3	0.1	0.1	0.3	0.3*	0.1	0.4	0.3	0.3	0.1	0.2	.	0.3	0.2
27	0.4	0.3	0.1	0.1	0.3	0.5	0.4	0.1	0.3	0.3	0.3	0.4*	0.2	0.5	0.6	0.4	0.2	0.3	0.4	0.4	.
28	0.1	0.3	.	.	0.1	0.3	.	0.1*	0.1	0.3	0.4	.	.	0.1	.	0.3	.
29	0.1	0.2	.	.	0.1	.	0.4	0.3	0.3	0.1	0.3	0.3*	0.2	0.1	0.3	0.3	0.3	0.2	.	0.2	.
30	0.5	0.4	0.6	0.3	0.4	0.3	0.6	0.4	0.4	0.4	0.9	0.6*	0.2	0.7	0.7	0.7	1.6	0.4	0.4	0.4	1.4
31	0.1	0.1	0.1	.	.	.	0.1	0.1*	.	.	0.1	.	0.1	.	.	.	0.2
I	47.8	32.2	39.9	53.3	47.5	31.9	43.7*	34.4	45.1	46.3	41.0	41.8	45.7	43.1	57.0	38.6	37.9	43.9	44.5	33.8	43.9
NORM	28.3	25.1	25.1	26.4	28.5	27.1	29.1	25.1	27.7	27.1	28.4	27.2	27.5	26.3	28.3	28.5	29.1	29.9	29.4	26.6	26.0
II	13.1	8.0	13.2	16.6	16.0	9.4	12.1	11.5	13.5	14.4	8.6	17.4	9.7	12.7	12.0*	8.8	8.5	10.3*	9.2*	5.7	6.7
NORM	27.0	28.1	23.1	25.5	26.9	27.9	29.0	26.2	26.3	26.4	28.9	26.2	26.4	27.2	28.2	28.9	29.1	29.9	28.5	28.5	29.2
III	21.0	24.1	14.3	16.2	11.5	15.9	28.6	23.0	12.5*	19.1	21.3	20.3*	14.0	23.3	18.3	19.0	22.3	21.5	17.0	24.6	24.0
NORM	33.4	31.9	29.5	32.4	33.6	34.7	35.0	32.7	33.9	32.6	33.1	32.0	32.0	33.8	34.4	33.7	33.6	34.7	33.3	33.4	34.6
MND	81.9	64.3	67.4	86.1	75.0	57.2	84.4	68.9	71.1	79.8	70.9	79.5	69.4	79.1	87.3	66.4	68.7	75.7	70.7	64.1	74.6
NORM	88.7	85.1	77.7	84.3	89.0	89.7	93.1	84.0	87.8	86.1	90.4	85.4	85.9	87.3	91.0	91.1	91.9	94.5	91.2	88.5	89.8

DISTRICT 11 DISTRICT 12

DISTRICT 13

NR	770	828	829	832	833	834	837	838	839	841	827	831	843	844	892	896	899	901	903	
DAG	WEST DORPE	OUDEN BOSCH	ZUN DERT	BERGEN O/ZOOM	OOS TER HOUT	CHAAM	STEEN BERGEN	GINNE KEN	HOOGER HEIDE	KLUN DERT	TIL BURG	ES BEEK	GILZE RIJEN	CA PELLE	GIERS BER GEN	HEL MOND	GEMERT	NU LAND	MEGEN	
1
2	0.5	2.8	1.5	1.3	1.5	2.0	2.1	1.5	2.2	1.8	1.6	1.2	1.5	1.8	3.3	0.6	0.7	2.7	3.4	
3	8.0	4.4	4.9	3.0	4.1	5.4	4.6	4.5	2.9	3.2	6.8	3.5	9.1	2.6	5.2	6.0	3.8	3.9	4.4	
4	0.9	1.0	0.2	1.5	0.3	0.8	1.1	0.6	0.3	1.8	.	0.1	0.6	0.4	0.5	1.6	.	.	0.1	
5	1.1	.	1.1	2.1	0.4	.	2.7	0.6	2.1	0.9	.	.	0.2	0.4	0.9	0.2	.	0.9	0.9	
6	12.5	29.4	20.7	18.5	19.9	20.5	27.8	22.9	17.3	26.0	18.9	20.3	22.0	24.3	22.4	17.0	17.2	25.4	26.4	
7	1.8	1.7	2.1	1.8	0.8	1.0	1.5	1.5	1.6	2.9	1.5	1.9	2.0	1.3	1.4	2.0	4.4	8.4	9.4	
8	12.2	9.6	9.4	13.1	12.1	11.8	16.1	4.9	9.1	15.0	17.4	9.4	13.2	15.4	14.2	5.7	4.7	10.2	7.4	
9	0.3	.	0.4	0.4	0.6	0.3	0.3	0.4*	0.2	.	0.3	0.4	0.4	0.4	0.4	0.4	0.2	0.5	0.8	
10	.	.	.	0.2	0.1	0.4	0.2	0.2	.	0.7	0.6*	.	0.4	
11	0.1	.	.	
12	0.2	.	.	
13	0.2	.	0.1	0.2	0.3	
14	.	0.3	0.1	0.1	0.2	.	0.3	0.1	.	1.0	.	0.2	0.2	
15	1.7	3.5	2.7	2.9	1.8	1.7	2.3	2.9	2.4	3.0	2.4	2.3	3.1	1.6	2.7	1.1	1.3	1.3	1.4	
16	.	.	0.2	.	0.3	0.3	0.4	0.4	0.3	0.4	0.9	0.5	0.9	0.1	
17	.	.	.	0.5	0.1	.	.	.	0.2	0.3	*	
18	0.1	.	0.3	*	
19	2.5	3.4	2.1	2.2	1.6	1.4	4.6	1.7	1.6	5.0	2.1	1.6	2.4	4.3	2.3	1.0	1.7	4.4	3.2*	
20	1.8	16.4	13.2	3.7	10.9	14.8	11.6	13.8	4.7	11.9	8.6	12.3	13.4	10.4	10.7	9.4	7.2*	7.0	5.1*	
21	0.7	0.9	1.7	1.1	0.7	1.0	0.9	2.2	0.7	1.5	1.5	1.5	1.0	0.8	0.7	1.1	1.0	0.7	0.7	
22	6.3	8.9	7.3	8.8	7.6	8.5	6.4	9.1	10.7	6.1	13.3	9.2	11.1	11.0	13.2	8.8	10.4	7.2	9.3	
23	9.6	14.0	14.6	4.8	9.2	11.3	12.4	14.4	8.6	15.2	10.2	11.8	9.1	10.1	10.7	11.0	6.4	8.8	5.2*	
24	2.2	2.2	2.2	6.1	6.7	6.7	2.5	4.4	4.3	2.1	1.3	3.5	7.8	2.3*	1.3	0.6	0.4	1.1	2.8	
25	0.9	2.4	3.1	1.8	1.5	1.7	1.3	3.1	1.8	2.1	2.5	2.3	2.5	2.0	2.4	2.1	3.0*	3.7	3.4	
26	0.1	0.4	0.3	0.4	0.3	0.3	0.4	0.3*	0.3	0.5	0.7	0.6	0.5	0.4	0.7	1.7	0.6	0.9	1.3	
27	.	0.2	0.2	0.8	.	0.1	0.1	0.2*	0.3	
28	.	0.3	.	.	.	0.2	0.3	0.2	.	.	.	0.3	.	.	
29	.	0.2	0.2	0.1	0.1	.	0.2	0.2	0.3	0.5	.	0.3	0.4	0.1	.	.	0.3	0.3	0.1*	
30	1.0	1.2	1.2	0.1	0.6	0.6	0.5	1.3	0.8	0.9	1.2	0.8	1.0	0.6	0.9	1.3	1.0	1.2	1.1	
31	0.1	0.1	.	.	.	1.0	0.2	.	.
I	37.3	48.9	40.3	41.9	39.8	41.8	56.2	36.9*	35.7	51.6	46.5	37.2	49.2	46.8	48.3	34.2	31.6*	52.0	53.2	
NORM	27.3	26.3	25.6	25.5	26.7	24.9	26.4	25.0	25.6											

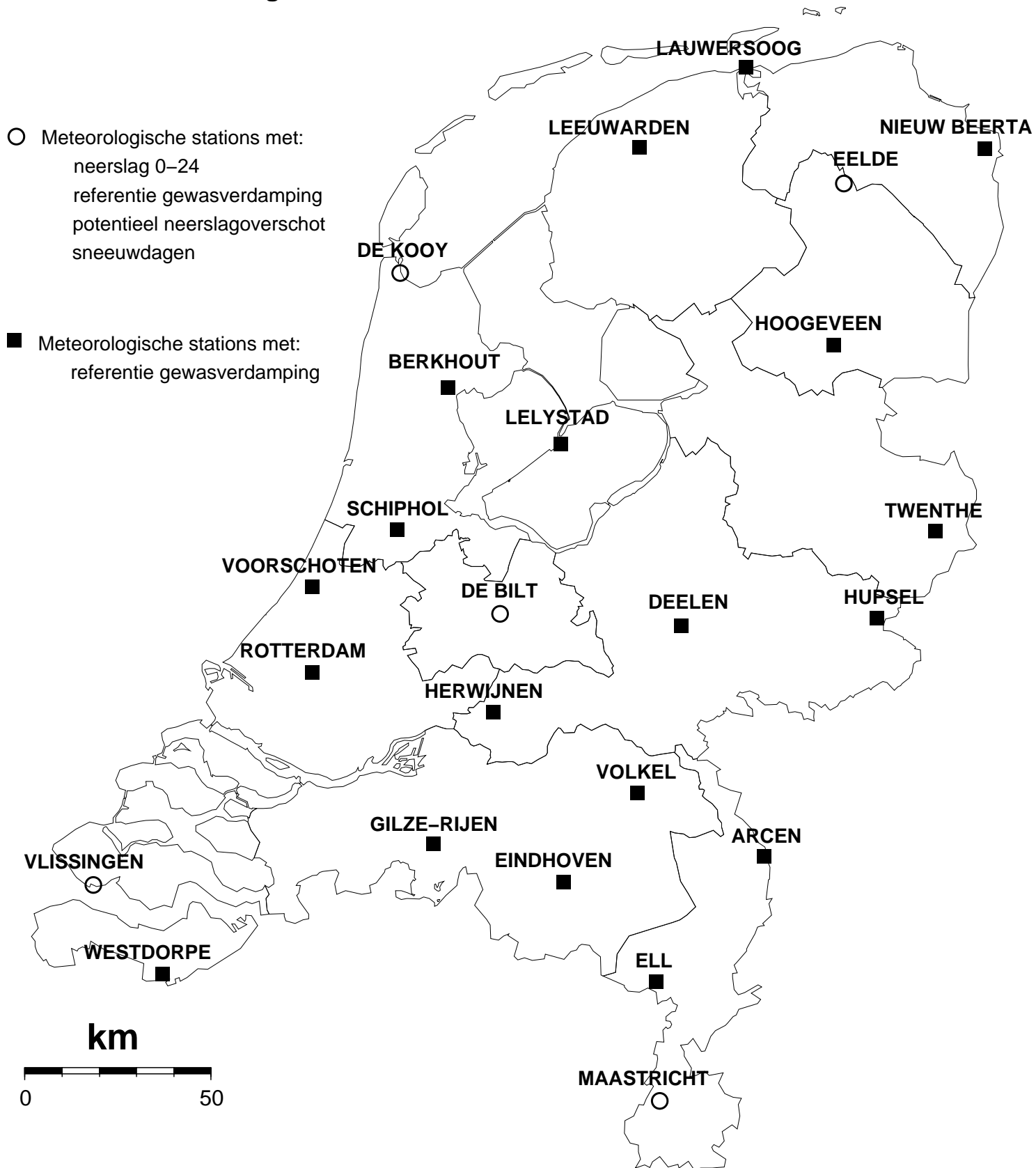
DISTRICT 13															DISTRICT 14						
NR	904	905	906	907	908	909	911	912	914	915	918	919	920	926	883	897	913	921	922	923	
DAG	SOME REN	ST ANTHO NIS	OIR SCHOT	BOX TEL	DEURNE	MILL	DIN THER	LEENDE	OSS	EERSEL	MAAR HEEZE	EIND HOVEN VB	WAAALRE VOLKEL		SEVE NUM	VENLO	IJJSSEL STEYN	SIEBEN GE VENRAY	WALD	ARCEN	
1	0.1	.	.	0.2	.	.	.	0.1	0.1	.	.
2	0.3	0.6	0.9	1.4	0.7	0.6	3.1	0.5	1.7	0.8	0.6	1.4	0.9	0.7	0.3	0.5	0.6	0.3	0.9	0.5	
3	3.8	2.7	4.9	3.4	6.3	2.5	4.9	9.3	3.2	5.0	2.5	7.6	1.7	8.5	4.7	8.3	4.1	4.1	2.5	5.4	
4	1.4	0.3	0.3	0.3	.	.	0.3	0.2	.	0.3	.	0.1	.	0.2	0.1	0.2	.	0.2	.	0.6	
5	0.1	0.2	.	.	0.1	0.2	1.4	0.3	0.3	.	.	0.5	.	0.2	0.1	.	0.1	0.6	0.2	0.5	
6	20.8	20.5	19.4	18.6	16.5	24.7	25.4	17.0	24.3	18.0	17.5	21.3	19.8	17.8	19.4	22.3	17.4	18.0	19.4	18.9	
7	1.9	3.2	1.7	1.5	4.5	3.2	4.7	2.2	3.5	2.7	1.8	1.2	3.4	1.9	4.4	4.1	5.4	3.6	2.6	3.5	
8	3.9	3.2	11.0	10.2	3.1	7.1	7.5	4.2	8.6	12.9	3.2	11.7	5.6	7.8	3.2	3.7	3.6	3.3	3.7	3.5	
9	0.4	0.2	0.2	0.2	0.2	.	0.3	0.6	0.5	0.3	0.1	0.2	0.3	0.5	0.3	0.4	0.2	0.3	0.5	0.4	
10	1.2	0.5	0.2	0.3	1.4	0.3	0.2	0.9	.	0.6	0.7	0.3	0.5	0.9	0.6	1.0	1.1	1.4	0.6	0.9	
11	0.1	.	.	0.2	0.1	.	0.1	0.1	0.1	0.1	0.1*	
12	0.2	0.1	.	
13	.	0.2	0.2	0.2	.	
14	.	.	0.1	0.1	.	0.2	0.2	0.1	0.2	.	.	0.1	0.1	.	0.3	.	
15	1.2	1.6	2.0	1.3	1.0	1.8	1.3	1.6	1.3	1.2	1.5	2.1	1.3	1.6	0.8	0.9	1.6	1.5	1.5	0.7	
16	1.3	0.7	0.5	0.7	0.8	1.5	1.1	1.7	0.2	1.0	0.8	0.2	1.0	1.5	2.4	2.4	0.3	1.8	0.1	1.0	
17	0.3	0.1	.	0.2	.	0.4	.	0.2	.	.	0.2	.	.	0.1	0.4	0.2	0.1	.	0.4	0.1	
18	0.1	0.1	.	.	.	0.1	
19	1.0	1.2	1.1	1.4	1.0	0.7	1.8	1.2	3.6	2.4	1.9	1.6	0.9	2.3	1.5	3.2	0.9	0.7	1.2	1.6	
20	9.8	5.8	8.1	9.3	7.4	5.2	6.8	8.1	5.5	12.4	8.2	8.8	7.1	9.0	5.2	7.6	5.7	5.8	4.5	4.7	
21	1.1	1.4	1.3	1.0	0.8	0.3	1.1	1.6	0.7	2.4	1.4	1.3	1.0	1.5	1.2	3.1	0.8	1.0	0.5	0.9	
22	7.5	11.8	11.5	10.0	9.9	14.2	14.8	11.9	8.2	9.8	10.9	8.4	10.1	7.5	6.6	11.4	9.8	11.9	12.5	11.8	
23	10.2	2.9	12.5	9.0	9.7	4.0	10.4	9.5	5.6	9.1	8.8	10.1	5.2	9.0	5.9	5.5	3.4	4.4	4.0	4.7	
24	0.4	0.7	1.4	1.0	0.4	.	0.9	0.8	1.2	3.8	0.4	1.2	0.2	1.4	.	0.4	0.2	0.2	0.5	0.2	
25	2.7	2.7	2.9*	3.0	2.4	3.4	2.5	2.8	2.6	2.4	2.0	2.8	3.0	2.3	2.7	3.6	3.0	3.0	2.6	2.9	
26	0.4	0.4	2.1	0.5	0.3	0.6	0.3	0.8	1.1	0.8	0.4	0.7*	0.8	0.4	0.6	0.9	0.6	0.6	0.7	0.8	
27	0.2	0.1	0.1	.	0.2	0.1	0.3	0.2	.	.	0.2	0.1	.	0.2	0.2	0.2	0.2	0.2	0.3	0.2	
28	0.2	0.3	0.1	.	0.2	.	.	0.2	.	0.2	.	.	.	0.2	0.1	0.1	0.2	0.2	0.3	0.2	
29	0.2	0.1	0.2	0.2	0.2	0.1	0.3	0.2	0.2	0.2	0.5	0.2	0.5	0.2	0.3	0.3	0.2	.	0.2	0.3	
30	0.8	0.9	0.9	0.9	0.4	0.9	0.8	0.8	0.8	0.9	0.5	0.8	0.5	0.5	0.6	1.5	0.6	1.1	0.9	0.9	
31	0.3	0.2	.	0.1	.	.	.	0.3	.	0.4	0.1	.	.	0.2	0.1	0.4	0.4	0.6	0.1	0.5	
I NORM	33.9	31.4	38.6	36.1	32.8	38.6	47.8	35.3	42.1	40.6	26.4	44.3	32.2	38.5	33.1	40.5	32.5	31.8	30.5	34.2	
	22.3	23.9	21.6	22.8	20.8	24.6	23.6	23.9	22.5	23.6	21.6	22.0	23.6	24.3	21.4	23.1	21.3	22.0	23.8	24.3	
II NORM	13.8	9.6	11.8	13.2	10.2	9.8	11.2	12.8	10.6	17.0	12.6	12.8	10.5	15.0	10.3	14.6	8.8	9.9	8.4	8.3*	
	25.1	25.1	25.6	25.6	23.8	24.7	24.4	27.4	22.7	27.6	25.8	25.0	25.4	24.7	24.0	25.2	24.3	23.4	23.2	22.6	
III NORM	24.0	21.5	33.0*	25.7	24.3	23.8	31.4	29.1	20.4	30.0	25.2	25.6*	21.3	23.4	18.3	27.4	19.4	23.2	22.6	23.4	
	31.7	32.0	33.1	32.2	30.9	33.7	32.7	33.9	31.8	35.7	31.7	33.2	33.2	33.6	31.7	34.7	31.8	31.0	30.8	30.8	
MND NORM	71.7	62.5	83.4	75.0	67.3	72.2	90.4	77.2	73.1	87.6	64.2	82.7	64.0	76.9	61.7	82.5	60.7	64.9	61.5	65.9	
	79.1	81.0	80.2	80.6	75.5	83.0	80.7	85.2	77.0	87.0	79.1	80.2	82.2	83.8	77.1	82.9	77.4	76.4	77.8	77.7	
DISTRICT 14							DISTRICT 15														
NR	961	964	967	970	983		962	963	965	966	968	969	971	973	974	979	980	981	982		
DAG	ROER MOND	WEERT	HEI BLOEM	STRAMP ROY	KESSEL EIK		UBACHS BERG	VAL KEN BURG	SCHAEBS BERG	SCHIN NEN	VAALS	STEIN	NOOR BEEK	BEEK	BUCH TEN	ECHT	EPEN	OOST-MAAR LAND	SCHIN VELD		
1	.	0.2	0.2	
2	0.4	0.2	0.5	0.4	0.4		0.7	1.2	0.2	0.4*	0.5	0.5	0.5	0.4	0.4	0.5	0.5	0.2	0.4		
3	1.6	2.8	2.1	1.6	5.7		3.6	3.9	3.7	3.5*	7.0	4.7	5.6	3.5	3.2	2.3	7.9	1.4	4.3		
4	0.1	0.2	0.5	0.1	0.8		0.5	1.2	0.6	0.2*	1.2	0.3	0.4	0.3	0.6	0.6	1.4	0.7	0.2		
5	.	0.1	.	.	0.2		.	0.2	0.2	0.1*	.	.	.	0.2	.	0.1	0.1	.	.		
6	16.7	19.0	15.9	19.2	17.2		13.2	13.8	13.9	14.1*	16.7	15.9	11.8	13.6	19.1	14.5	15.2	9.9	13.5		
7	1.1	2.6	1.6	2.3	2.3		3.1	2.0	2.9	2.0*	0.6	2.3	1.6	1.7	2.0	1.3	1.0	1.7	2.8		
8	2.0	2.8	3.2	3.8	2.1		5.6	5.6	4.9	5.6*	4.0	5.6	4.2	5.5	4.2	2.1	4.1*	4.6	2.7		
9	0.2	0.2	0.2	0.2	0.1		0.9	0.8	0.1	0.1*	0.8	0.5	0.6	0.1	0.6	0.1	0.7*	0.9	0.1		
10	1.2	0.7	0.5	0.5	0.3		3.5	3.7	2.3	2.2*	4.5	2.0	3.4	3.4	1.4	1.3	4.2*	2.1	0.9		
11	.	0.1	0.2	0.1	.	.	0.1	.	.	0.1	.	*	0.1	.		
12	
13	0.2	
14	0.1	
15	2.1	2.2	1.1	1.2	0.3		1.6	1.6	2.6	1.9	2.2	1.1	1.4	1.7	1.6	1.5	1.8*	0.8	1.8*		
16	0.6	1.2	0.5	0.8	0.1		1.3	1.6	1.7	3.4	1.3	1.0	1.1	2.6	1.5	0.4	1.2*	0.4	1.2*		
17	0.3	0.3	0.3	0.4	0.2		1.7	2.7	2.3	2.9	2.3	0.8	1.8	2.6	1.1	0.4	2.3*	2.0*	3.7		
18	0.5	0.5	0.2	0.1	*	0.8	.		
19	3.6	2.8	1.9	5.5	2.3		4.6	6.2	5.1	14.6	2.4	8.4	1.9	13.2	8.0	7.1	2.4*	4.3	11.0		
20	7.9	8.7	8.9	11.3	7.3		11.2	14.3	12.7	10.6	15.4	10.3	14.1	10.7	12.6	7.2	14.8*	15.1	11.3		
21	0.6	1.5	0.9	0.6	0.2		0.7	0.8	0.6	0.8	0.6	0.8	0.4	1.0	0.9	0.4	0.6*	0.3	0.8		
22	7.2	11.3	6.8	6.3	6.1		3.1	4.0	3.6	2.7	6.8	3.9	5.4	4.2	9.7	7.2	6.2*	7.6	3.6		
23	8.9	12.1	8.7	13.8	4.1		10.4	15.7	14.2	8.5	16.4	11.4	12.6	12.7	12.7	12.4	17.4*	11.4	12.9		
24	0.2	0.8	0.3	0.5	0.2		1.1	1.2	0.4	1.2	0.8	0.9	1.2	1.0	0.9	0.2	1.2	1.7	0.3*		
25	2.1	2.5	1.7	2.4	2.5		2.5	3.7	2.3	2.2	2.1	2.4	4.2	2.9	3.0	1.9	3.0	2.2	2.1*		
26	0.5	0.3	0.3	0.4	0.3		0.6	0.4	0.5	0.2	0.4	0.3	0.3	0.3	0.2	0.4	0.3	0.1	0.2*		
27	.	.	0.4	.	0.1		.	.	0.1	.	.	0.2	.	0.2	.	.	0.2	0.1	.		
28	.	.	0.4	0.1	.		.	0.1	0.1	.	.	0.1	.	.	0.3	0.1	.	0.1	.		
29	0.6	0.3	0.3	0.3	0.2		.	.	0.2	0.3	0.2	.	0.2	0.2	.		
30	0.4	0.8	0.5	0.6	0.2		0.6	0.5	0.4	0.3	.	0.2	0.2	0.5	0.4	0.4	0.2	.	0.2		
31	.	0.2	0.1	.	.		.	0.2	0.1	0.1	.	.	.	
I NORM	23.3	28.8	24.5	28.1	29.1		31.1	32.4	29.0	28.2*	35.3	31.8	28.1	28.7	31.5	22.8	35.1*	21.5	24.9		
	19.2	21.7	21.9	21.4	21.9		21.4	22.5	22.4	23.6	27.3	22.0	21.9	21.5	21.2	18.0	23.4	20.3	19.8		
II NORM	14.5	15.3	12.7	19.2	10.2		20.4	27.1	25.0	33.4	23.8										

REFERENTIE-GEWASVERDAMPING VOLGENS MAKKINK (MM)

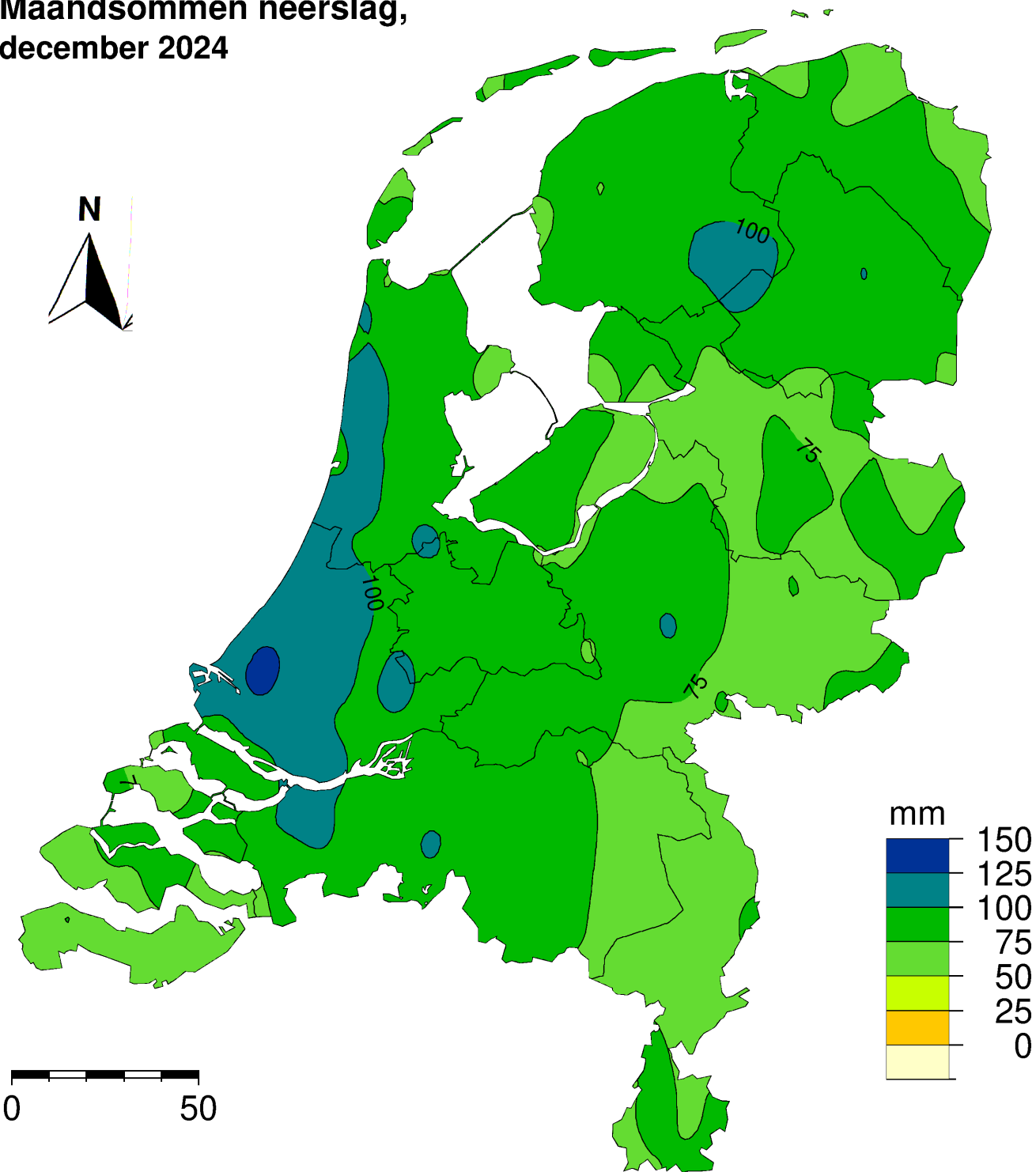
NR	270	277	286	249	269	279	215	240	275	290	344	356	283	319	323	350	370	375	377	391
DAG	LEEU WARDEN	LAU WERS OOG	NIEUW BEERTA	BERK HOUT	LELY STAD	HOOGE VEEN	VOOR SCHO TEN	SCHIP HOL	DEE LEN	TWEN THE	R'DAM	HER WIJNEN	HUP SEL	WEST DORPE	WILHELMINA DORP	GILZE RIJEN	EIND HOVEN	VOLKEL	ELL	ARCENT
1	0.4	0.4	0.5	0.5	0.5	0.5	0.5	0.5	0.5	0.5	0.5	0.5	0.5	0.4	0.5	0.5	0.5	0.5	0.5	0.5
2	0.2	0.2	0.1	0.2	0.2	0.2	0.2	0.2	0.2	0.1	0.3	0.3	0.2	0.4	0.4	0.3	0.3	0.2	0.3	0.2
3	0.3	0.3	0.3	0.3	0.4	0.3	0.3	0.4	0.4	0.3	0.4	0.3	0.3	0.3	0.4	0.3	0.3	0.4	0.4	0.3
4	0.3	0.3	0.4	0.2	0.1	0.3	0.1	0.1	0.1	0.2	0.2	0.1	0.2	0.2	0.2	0.2	0.2	0.2	0.2	0.2
5	.	.	0.1	0.1	0.1	0.1	0.1	0.1	0.1	0.1	0.1	0.1	0.1	0.1	0.1	0.1	0.1	0.1	0.1	0.1
6	0.2	0.2	0.2	0.2	0.2	0.1	0.2	0.2	0.2	0.1	0.2	0.3	0.1	0.4	0.5	0.3	0.3	0.3	0.3	0.2
7	0.2	0.2	0.2	0.2	0.3	0.2	0.2	0.2	0.3	0.2	0.3	0.4	0.2	0.2	0.2	0.3	0.4	0.4	0.4	0.3
8	0.2	0.1	0.2	0.4	0.3	0.3	0.3	0.3	0.3	0.3	0.2	0.2	0.3	0.1	0.2	0.1	0.2	0.2	0.3	0.2
9	0.1	0.1	0.1	0.1	0.1	0.1	0.1	0.1	0.1	0.1	0.1	0.1	0.1	0.1	0.2	0.1	0.1	0.1	0.1	0.1
10	0.1	0.1	0.1	0.1	0.1	0.1	0.1	0.1	0.1	0.1	0.1	0.1	0.1	0.1	0.1	0.1	0.1	0.1	0.1	0.1
11	0.2	0.2	0.2	0.2	0.1	0.1	0.1	0.1	.	0.1	0.1	.	.	0.1	0.1	0.1	0.1	.	0.1	.
12	0.1	0.1	0.1	0.1	0.1	0.1	0.1	0.1	0.1	0.1	0.1	0.1	0.1	0.2	0.1	0.1	0.1	0.1	0.1	0.1
13	.	.	0.1	0.1	0.1	0.1	0.1	0.1	0.1	0.1	0.1	0.1	0.1	0.1	0.1	0.1	0.1	0.1	0.1	0.1
14	0.1	0.1	0.1	0.1	0.1	0.1	0.2	0.1	0.1	0.1	0.1	0.1	0.1	0.2	0.2	0.1	0.1	0.1	0.1	0.1
15	0.1	0.1	0.1	0.1	0.1	0.1	0.1	0.1	0.1	0.1	0.1	0.1	0.1	0.2	0.2	0.1	0.2	0.1	0.2	0.1
16	0.2	0.2	0.1	0.1	0.1	0.1	0.1	0.1	0.1	0.1	0.1	0.1	0.1	0.2	0.2	0.1	0.1	0.1	0.1	0.1
17	0.3	0.3	0.2	0.3	0.2	0.1	0.2	0.2	0.1	0.1	0.2	0.2	0.1	0.2	0.2	0.2	0.2	0.2	0.2	0.2
18	0.1	0.1	0.1	0.1	0.1	0.1	0.1	0.1	0.1	0.1	0.1	0.1	0.1	0.2	0.2	0.1	0.1	0.1	0.2	0.1
19	0.1	0.1	0.1	0.1	0.1	0.1	0.1	0.1	0.1	0.1	0.1	0.1	0.1	0.2	0.3	0.1	0.1	0.1	0.1	0.1
20	0.3	0.3	0.3	0.3	0.3	0.3	0.4	0.3	0.3	0.3	0.3	0.4	0.3	0.4	0.4	0.4	0.4	0.4	0.4	0.4
21	0.1	0.1	0.1	0.1	0.1	0.1	0.1	0.1	0.1	0.1	0.1	0.1	0.1	0.1	0.1	0.1	0.1	0.1	0.2	0.1
22	0.1	0.1	0.2	0.2	0.2	0.2	0.2	0.3	0.2	0.2	0.2	0.2	0.1	0.3	0.4	0.3	0.3	0.2	0.2	0.2
23	0.3	0.3	0.3	0.3	0.3	0.4	0.2	0.3	0.3	0.3	0.3	0.3	0.3	0.3	0.2	0.2	0.3	0.4	0.3	0.3
24	0.1	0.1	0.1	0.1	0.1	0.1	0.1	0.1	0.1	0.1	0.1	0.1	0.1	0.1	0.1	0.1	0.1	0.1	0.1	0.1
25	0.1	0.1	0.1	0.1	0.1	0.1	0.1	0.1	0.1	0.2	0.1	0.1	0.1	0.1	0.1	0.1	0.1	0.2	0.2	0.1
26	0.1	0.1	0.1	0.1	0.1	0.1	0.1	0.1	0.1	0.1	0.1	0.1	0.1	0.1	0.1	0.1	0.1	0.1	0.1	0.1
27	0.1	0.1	0.1	0.1	0.3	0.2	0.1	0.2	0.3	0.2	0.1	0.2	0.2	0.1	0.1	0.1	0.3	0.4	0.3	0.3
28	0.1	0.1	0.1	0.1	0.1	0.1	0.2	0.2	0.1	0.2	0.2	0.1	0.2	0.4	0.3	0.2	0.2	0.1	0.2	0.1
29	0.1	0.1	0.1	0.1	0.1	0.1	0.1	0.1	0.1	0.1	0.1	0.1	0.1	0.1	0.1	0.1	0.1	0.1	0.1	0.1
30	0.1	0.2	0.1	0.2	0.1	0.1	0.1	0.1	0.1	0.1	0.1	0.1	0.1	0.2	0.2	0.1	0.1	0.1	0.1	0.1
31	0.1	0.1	0.1	0.1	0.1	0.1	0.1	0.1	0.1	0.1	0.1	0.2	0.1	0.2	0.2	0.1	0.1	0.1	0.1	0.1
I	2.0	1.9	2.2	2.3	2.3	2.2	2.1	2.2	2.3	2.0	2.4	2.4	2.1	2.3	2.8	2.3	2.5	2.5	2.7	2.2
II	1.5	1.5	1.4	1.5	1.3	1.2	1.5	1.3	1.1	1.2	1.3	1.3	1.1	2.0	2.0	1.4	1.5	1.3	1.6	1.3
III	1.3	1.4	1.4	1.5	1.6	1.6	1.4	1.7	1.6	1.7	1.5	1.6	1.5	2.0	1.9	1.5	1.8	1.9	1.9	1.6
MND	4.8	4.8	5.0	5.3	5.2	5.0	5.0	5.2	5.0	4.9	5.2	5.3	4.7	6.3	6.7	5.2	5.8	5.7	6.2	5.1

NR	REFERENTIE GEWASVERDAMPING (MM)					NEERSLAG 0-24 UUR (MM)					SNEEUWDAGEN (s) 0- 24 UUR					NEERSLAGGEMIDDELDEN PER DISTRICT (MM)				
	235	280	260	310	380	235	280	260	310	380	235	280	260	310	380	D1	D2	D3	D4	
DAG	DE KOOY	EELDE	DE BILT	VLIS SIN GEN	MAAS TRICHT	DE KOOY	EELDE	DE BILT	VLIS SIN GEN	MAAS TRICHT	DE KOOY	EELDE	DE BILT	VLIS SIN GEN	MAAS TRICHT	I	45.4	47.8	43.5	49.4
1	0.5	0.5	0.6	0.4	0.6	0.2	1.6	1.4	0.5	0.2	II	18.6	20.8	20.1	20.9
2	0.3	0.2	0.2	0.3	0.3	6.0	3.0	6.1	3.4	1.8	III	16.3	18.8	18.1	21.3
3	0.3	0.3	0.4	0.3	0.4	1.4	4.4	1.5	2.5	0.8	MAAND	80.3	87.4	81.7	91.6
4	0.2	0.3	0.1	0.3	0.2	0.4	0.0	1.2	0.0	0.0	NORM	87.4	84.8	84.1	89.4
5	0.1	0.1	0.1	0.1	0.1	20.7	16.7	20.3	23.2	8.2	D5	D6	D7	D8	
6	0.2	0.2	0.2	0.5	0.4	1.0	12.9	0.7	0.6	4.1	I	41.4	43.8	50.2	42.0
7	0.2	0.2	0.3	0.2	0.4	7.4	2.3	6.5	11.8	4.8	II	21.7	14.8	27.5	19.0
8	0.3	0.3	0.2	0.2	0.3	3.0	1.0	1.0	3.1	0.5	III	17.1	18.5	27.8	21.7
9	0.1	0.1	0.1	0.1	0.1	0.0	0.0	0.0	0.0	2.0	MAAND	80.1	77.1	105.5	82.7
10	0.1	0.1	0.1	0.1	0.1	.	.	0.0	0.0	0.5	NORM	79.8	81.8	91.5	92.2
11	0.2	0.2	0.1	0.1	0.1	0.5	0.1	D9	D10	D11	D12	
12	0.1	0.1	0.1	0.1	0.1	0.7	0.4	0.5
13	.	.	0.1	0.1	0.1	0.1
14	0.2	0.1	0.1	0.2	0.1	3.8	1.4	3.0	1.0	0.7	I	39.4	41.7	42.7	43.7
15	0.1	0.1	0.1	0.2	0.2	0.3	0.4	0.2	0.0	1.2	II	10.8	16.0	12.0	16.8
16	0.2	0.1	0.1	0.2	0.1	.	.	0.6	0.0	3.2	III	20.2	25.8	19.2	28.8
17	0.3	0.2	0.1	0.3	0.2	0.0	.	.	0.0	0.0
18	0.2	0.1	0.1	0.2	0.2	2.0	2.2	1.5	1.6	0.0	MAAND	70.5	83.5	74.0	89.3
19	0.1	0.1	0.1	0.3	0.1	6.4	17.8	14.6	5.9	20.7	NORM	83.6	84.9	88.2	87.3
20	0.3	0.3	0.4	0.4	0.3	3.0	0.9	0.2	0.6	0.7
21	0.1	0.1	0.1	0.1	0.2	1.5	4.1	5.5	3.5	2.0	D13	D14	D15	LAND	
22	0.2	0.1	0.3	0.3	0.2	5.9	4.5	8.7	2.1	7.0	.	.	s	.	s	I	39.9	30.6	29.3	43.3
23	0.3	0.4	0.4	0.3	0.3	1.2	2.1	4.0	4.8	2.6	II	13.1	12.0	24.6	18.3
24	0.1	0.1	0.1	0.1	0.2	2.1	0.7	2.7	1.6	1.8	III	26.5	22.2	23.3	21.6
25	0.1	0.1	0.1	0.1	0.2	0.0	0.1	0.3	0.1	1.0
26	0.1	0.1	0.1	0.1	0.2	.	0.1	0.0	0.0	MAAND	79.5	64.8	77.2	83.1
27	0.1	0.2	0.2	0.1	0.2	NORM	82.6	78.0	81.4	85.9
28	0.1	0.1	0.1	0.4	0.5
29	0.1	0.1	0.1	0.1	0.1	0.0	0.1	0.7	0.3	0.1
30	0.2	0.1	0.1	0.2	0.1	.	.	0.2	0.1	0.0
31	0.1	0.1	0.1	0.2	0.1	0.2	0.0	0.0	0.0	HOOGSTE MAANDSOM	140.7 MM TE			
I	2.3	2.3	2.3	2.5	2.9	40.1	41.9	38.7	45.1	22.9	479 Maasland				
NORM	2.3	2.1	2.2	2.7	2.5	24.9	26.6	25.6	24.4	19.0	LAAGSTE MAANDSOM	53.2 MM TE			
II	1.7	1.3	1.3	2.1	1.5	16.7	23.2	20.6	9.1	26.5	983 Kessel-Eik				
NORM	2.2	1.8	2.1	2.5	2.3	23.9	24.3	24.5	23.7	25.0	HOOGSTE DAGSOM	40.5 MM OP			
III	1.5	1.5	1.7	2.0	2.3	10.9	11.7	22.1	12.5	14.										

Kaart met meteorologische stations



Maandsommen neerslag, december 2024





Dit rapport is een uitgave van:

Koninklijk Nederlands Meteorologisch Instituut
Postbus 201 | 3730 AE De Bilt
www.knmi.nl | klimaatdesk@knmi.nl